

LF SERIES CLASS H/K5 AND R FUSE BLOCKS

250 V • 600 V



Description

The Littelfuse Class H/K5 and R blocks offer many benefits such as indication, snap-to-release DIN rail mounting and universal mounting holes. Class H and Class R fuse blocks are dimensionally the same, but Class R blocks incorporate a rejection feature, which only allows Class R fuses to be inserted.

Features/Benefits

- Universal mounting holes for easy replacement
- Indication offered on most 250 V and 600 V versions
- One hand release from DIN rail for ferrule style fuses
- Reinforced fuse clips are standard on all Class H and Class R fuse blocks
- Covers available for 100 A and lower to enhance safety

Specifications

| | |
|----------------------------|--|
| Voltage Rating | 250 V, 600 V |
| Ampere Ratings | 0-600 A |
| Leakage Current | <0.6 mA at 600 V |
| Withstand Rating | Class H: 10 kA RMS SYM Class R: 200 kA RMS SYM |
| Flammability Rating | UL94 V-0 |
| Approvals | UL Listed (File: E14721) CSA Certified (File: LR7316) |
| Environmental | RoHS Compliant, Lead (Pb) Free |

Web Resources

Sample requests, downloadable CAD drawings and other technical information: Littelfuse.com/lfh

Littelfuse.com/lfr
Littelfuse.com/fuseblocks

Recommended Fuses

Class H/K5 Blocks – 250 V
NLN, RLN

Class R Blocks – 250 V
FLNR/FLNR_ID, KLNR, LLNRK

Class H/K5 Blocks – 600 V
NLS, RLS

Class R Blocks – 600 V
FLSR/FLSR_ID, KLSR, LLSRK/LLSRK_ID, IDSR

Ordering Information (Class H 250 V)

| AMP RATING | POLES | ORDERING NUMBER | | | | TORQUE | TERMINAL | WIRE RANGE | WIRE TYPE | BASE TEMP RATING | DIN RAIL | INDICATION | COVER ORDERING NUMBER* |
|------------|-------|------------------|---------|-----------------------|-------|-----------------------|-------------------|------------|-----------|------------------|----------|-------------|------------------------|
| | | BASE PART NUMBER | BOX LUG | SUFFIX PRESSURE PLATE | SCREW | | | | | | | | |
| 30 | 1 | LFH250301 | C | P | S | 2.8 N-m (25 in-lbs) | C | 6-14 AWG | CU Only | 125°C | • | — | LFH25030FBC |
| | 2 | LFH250302 | C | P | S | | P | 10-14 AWG | | | | | |
| | 3 | LFH250303 | C | P | S | | S | 10-22 AWG | | | | | |
| 60 | 1 | LFH250601 | CID | — | — | 5.6 N-m (50 in-lbs) | 2-4 AWG | CU-AL | 125°C | • | • | LFH25060FBC | |
| | 2 | LFH250602 | CID | — | — | 2.8 N-m (25 in-lbs) | 6-14 AWG | | | | | | |
| | 3 | LFH250603 | CID | — | — | | | | | | | | |
| 100 | 1 | LFH251001 | CID | — | — | 13.6 N-m (120 in-lbs) | 2/0-6 AWG | CU-AL | 130°C | — | • | LFH25100FBC | |
| | 3 | LFH251003 | CID | — | — | 4.5 N-m (40 in-lbs) | 8 AWG | | | | | | |
| | | | | | | 4.0 N-m (35 in-lbs) | 10-14 AWG | | | | | | |
| 200 | 1 | LFH252001 | C | — | — | 31.1 N-m (275 in-lbs) | 250 kcmil-6 | CU-AL | 130°C | — | — | — | |
| | 3 | LFH252003 | C | — | — | | | | | | | | |
| 400 | 1 | LFH254001 | C | — | — | 31.1 N-m (275 in-lbs) | (2) 350 kcmil-1/0 | CU-AL | 130°C | — | — | — | |
| | 3 | LFH254003 | C | — | — | | | | | | | | |
| 600 | 1 | LFH256001 | C | — | — | 42.4 N-m (375 in-lbs) | (2) 500 kcmil-4 | CU-AL | 130°C | — | — | — | |
| | 3 | LFH256003 | C | — | — | | | | | | | | |

Note: Reinforcing springs standard on all Class H fuse blocks. *Covers sold individually. One cover needed for each pole.

LF SERIES CLASS H/K5 AND R FUSE BLOCKS

Ordering Information (Class H 600 V)

| AMP RATING | POLES | ORDERING NUMBER | | | TORQUE | TERMINAL | WIRE RANGE | WIRE TYPE | BASE TEMP RATING | SNAP TO RELEASE | INDICATION | COVER ORDERING NUMBER* | |
|------------|-------|----------------------|---------|-----------------------|--------|---|--------------------------------|-----------|------------------|-----------------|------------|------------------------|-------------|
| | | BASE ORDERING NUMBER | BOX LUG | SUFFIX PRESSURE PLATE | | | | | | | | | SCREW |
| 30 | 1 | LFH600301 | CID | PID | SID | 2.8 N-m (25 in-lbs) | C | 6-14 AWG | CU Only | 130°C | • | • | LFH60030FBC |
| | 2 | LFH600302 | CID | PID | SID | | P | 10-14 AWG | | | | | |
| | 3 | LFH600303 | CID | PID | SID | | S | 10-22 AWG | | | | | |
| 60 | 1 | LFH600601 | CID | — | — | 5.6 N-m (50 in-lbs) 2.8 N-m (25 in-lbs) | 2-4 AWG 6-14AWG | CU-AL | 130°C | • | • | LFH60060FBC | |
| | 2 | LFH600602 | CID | — | — | | | | | | | | |
| | 3 | LFH600603 | CID | — | — | | | | | | | | |
| 100 | 1 | LFH601001 | CID | — | — | 13.6 N-m (120 in-lbs) 4.5 N-m (40 in-lbs) 4.0 N-m (35 in-lbs) | 2/0-6AWG 8 AWG 10-14 AWG | CU-AL | 130°C | — | • | LFH60100FBC | |
| | 3 | LFH601003 | CID | — | — | | | | | | | | |
| | 3 | LFH602001 | C | — | — | | | | | | | | |
| 200 | 1 | LFH602001 | C | — | — | 31.1 N-m (275 in-lbs) | 250 kcmil-6 | CU-AL | 130°C | — | — | — | |
| | 3 | LFH602003 | C | — | — | | | | | | | | |
| | 3 | LFH604001 | C | — | — | | | | | | | | |
| 400 | 1 | LFH604001 | C | — | — | 31.1 N-m (275 in-lbs) | (2) 350 kcmil-1/0 | CU-AL | 130°C | — | — | — | |
| | 3 | LFH604003 | C | — | — | | | | | | | | |
| | 3 | LFH606001 | C | — | — | | | | | | | | |
| 600 | 1 | LFH606001 | C | — | — | 42.4 N-m (375 in-lbs) | (2) 500 kcmil-4 | CU-AL | 130°C | — | — | — | |
| | 3 | LFH606003 | C | — | — | | | | | | | | |

Note: Reinforcing springs standard on all Class H fuse blocks.

Ordering Information (Class R 250 V)

| AMP RATING | POLES | ORDERING NUMBER | | | TORQUE | TERMINAL | WIRE RANGE | WIRE TYPE | BASE TEMP RATING | SNAP TO RELEASE | INDICATION | COVER ORDERING NUMBER* | |
|------------|-------|----------------------|---------|-----------------------|--------|---|---------------------------------|-----------|------------------|-----------------|------------|------------------------|-------------|
| | | BASE ORDERING NUMBER | BOX LUG | SUFFIX PRESSURE PLATE | | | | | | | | | SCREW |
| 30 | 1 | LFR250301 | C | P | S | 2.8 N-m (25 in-lbs) | C | 6-14 AWG | CU Only | 125°C | • | — | LFH25030FBC |
| | 2 | LFR250302 | C | P | S | | P | 10-14 AWG | | | | | |
| | 3 | LFR250303 | C | P | S | | S | 10-22 AWG | | | | | |
| 60 | 1 | LFR250601 | CID | — | — | 5.6 N-m (50 in-lbs) 2.8 N-m (25 in-lbs) | 2-4 AWG 6-14 AWG | CU-AL | 125°C | • | • | LFH25060FBC | |
| | 2 | LFR250602 | CID | — | — | | | | | | | | |
| | 3 | LFR250603 | CID | — | — | | | | | | | | |
| 100 | 1 | LFR251001 | CID | — | — | 13.6 N-m (120 in-lbs) 4.5 N-m (40 in-lbs) 4.0 N-m (35 in-lbs) | 2/0-6 AWG 8 AWG 10-14 AWG | CU-AL | 130°C | — | • | LFH25100FBC | |
| | 3 | LFR251003 | CID | — | — | | | | | | | | |
| | 3 | LFR252001 | C | — | — | | | | | | | | |
| 200 | 1 | LFR252001 | C | — | — | 31.1 N-m (275 in-lbs) | 250 kcmil-6 | CU-AL | 130°C | — | — | — | |
| | 3 | LFR252003 | C | — | — | | | | | | | | |
| | 3 | LFR254001 | C | — | — | | | | | | | | |
| 400 | 1 | LFR254001 | C | — | — | 31.1 N-m (275 in-lbs) | (2) 350 kcmil-1/0 | CU-AL | 130°C | — | — | — | |
| | 3 | LFR254003 | C | — | — | | | | | | | | |
| | 3 | LFR256001 | C | — | — | | | | | | | | |
| 600 | 1 | LFR256001 | C | — | — | 42.4 N-m (375 in-lbs) | (2) 500 kcmil-4 | CU-AL | 130°C | — | — | — | |
| | 3 | LFR256003 | C | — | — | | | | | | | | |

Note: Reinforcing springs standard on all Class R fuse blocks.

Ordering Information (Class R 600 V)

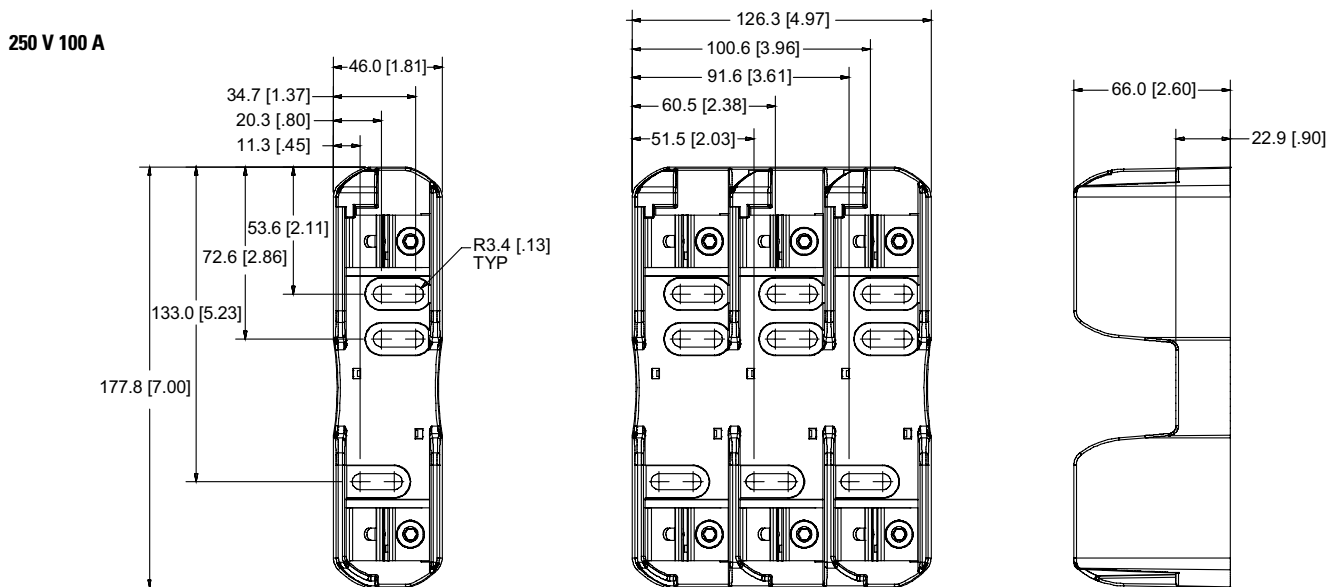
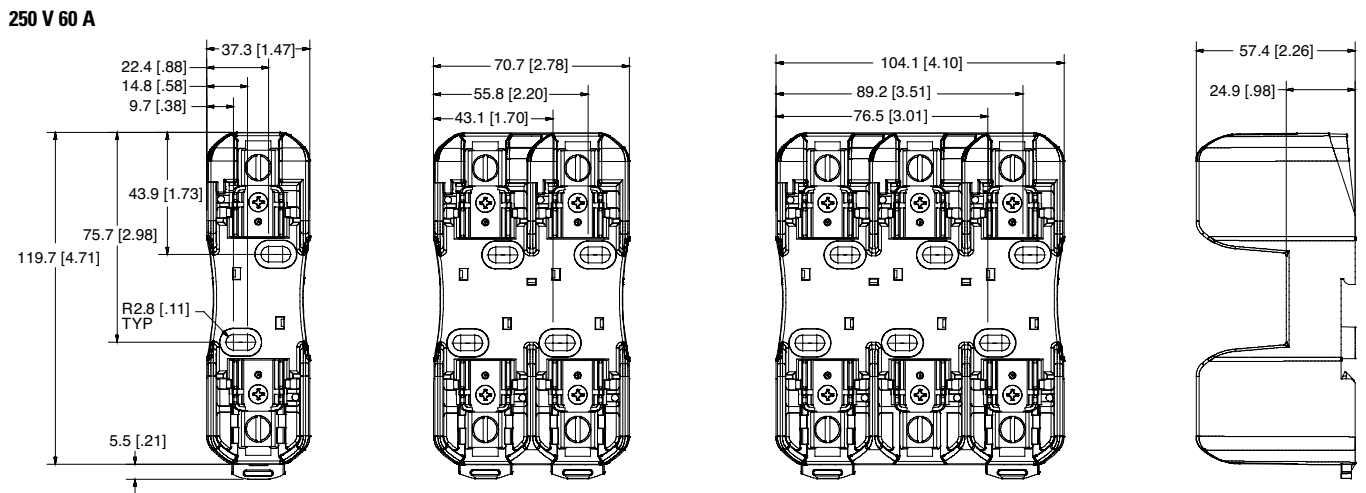
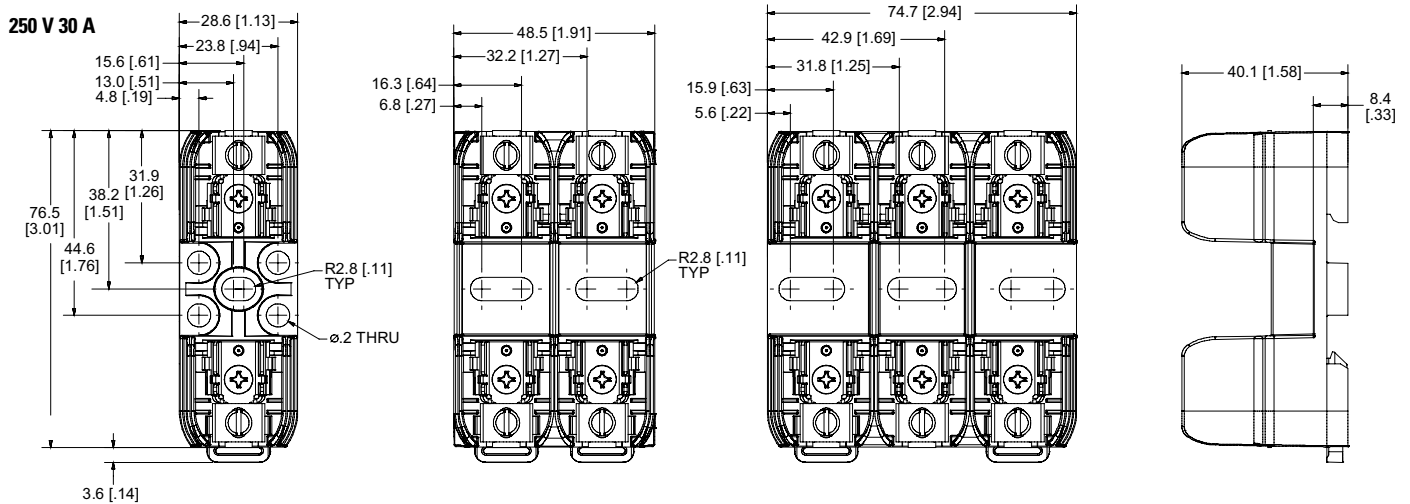
| AMP RATING | POLES | ORDERING NUMBER | | | TORQUE | TERMINAL | WIRE RANGE | WIRE TYPE | BASE TEMP RATING | SNAP TO RELEASE | INDICATION | COVER ORDERING NUMBER* | |
|------------|-------|----------------------|---------|-----------------------|--------|---|---------------------------------|-----------|------------------|-----------------|------------|------------------------|-------------|
| | | BASE ORDERING NUMBER | BOX LUG | SUFFIX PRESSURE PLATE | | | | | | | | | SCREW |
| 30 | 1 | LFR600301 | CID | PID | SID | 2.8 N-m (25 in-lbs) | C | 6-14 AWG | CU Only | 130°C | • | • | LFH60030FBC |
| | 2 | LFR600302 | CID | PID | SID | | P | 10-14 AWG | | | | | |
| | 3 | LFR600303 | CID | PID | SID | | S | 10-22 AWG | | | | | |
| 60 | 1 | LFR600601 | CID | — | — | 5.6 N-m (50 in-lbs) 2.8 N-m (25 in-lbs) | 2-4 AWG 6-14 AWG | CU-AL | 130°C | • | • | LFH60060FBC | |
| | 2 | LFR600602 | CID | — | — | | | | | | | | |
| | 3 | LFR600603 | CID | — | — | | | | | | | | |
| 100 | 1 | LFR601001 | CID | — | — | 13.6 N-m (120 in-lbs) 4.5 N-m (40 in-lbs) 4.0 N-m (35 in-lbs) | 2/0-6 AWG 8 AWG 10-14 AWG | CU-AL | 130°C | — | • | LFH60100FBC | |
| | 3 | LFR601003 | CID | — | — | | | | | | | | |
| | 3 | LFR602001 | C | — | — | | | | | | | | |
| 200 | 1 | LFR602001 | C | — | — | 31.1 N-m (275 in-lbs) | 250 kcmil-6 | CU-AL | 130°C | — | — | — | |
| | 3 | LFR602003 | C | — | — | | | | | | | | |
| | 3 | LFR604001 | C | — | — | | | | | | | | |
| 400 | 1 | LFR604001 | C | — | — | 31.1 N-m (275 in-lbs) | (2) 350 kcmil-1/0 | CU-AL | 130°C | — | — | — | |
| | 3 | LFR604003 | C | — | — | | | | | | | | |
| | 3 | LFR606001 | C | — | — | | | | | | | | |
| 600 | 1 | LFR606001 | C | — | — | 42.4 N-m (375 in-lbs) | (2) 500 kcmil-4 | CU-AL | 130°C | — | — | — | |
| | 3 | LFR606003 | C | — | — | | | | | | | | |

Note: Reinforcing springs standard on all Class R fuse blocks.

*Covers sold individually. One cover needed for each pole.

CLASS H/K5 AND R FUSE BLOCKS

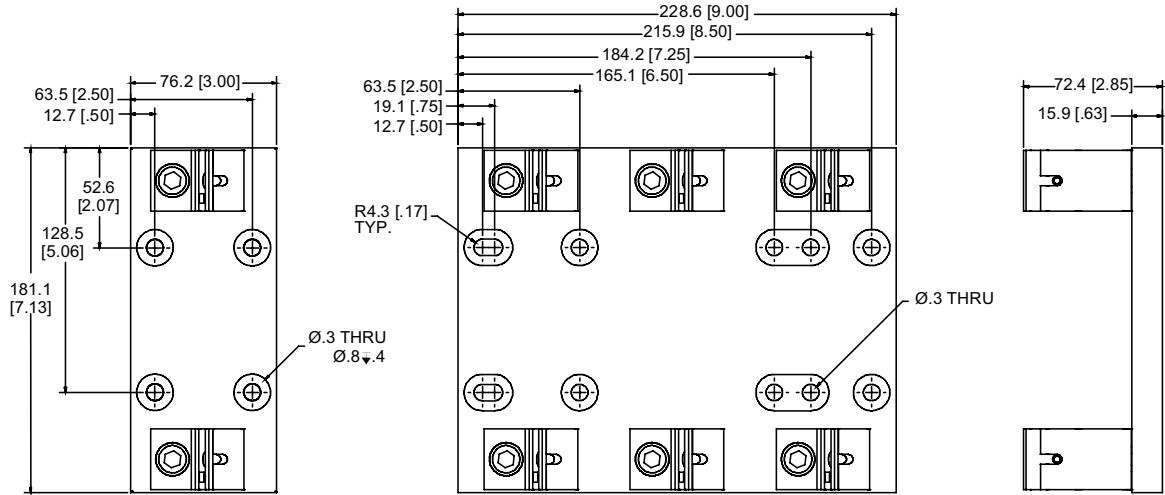
Dimensions mm (inches)



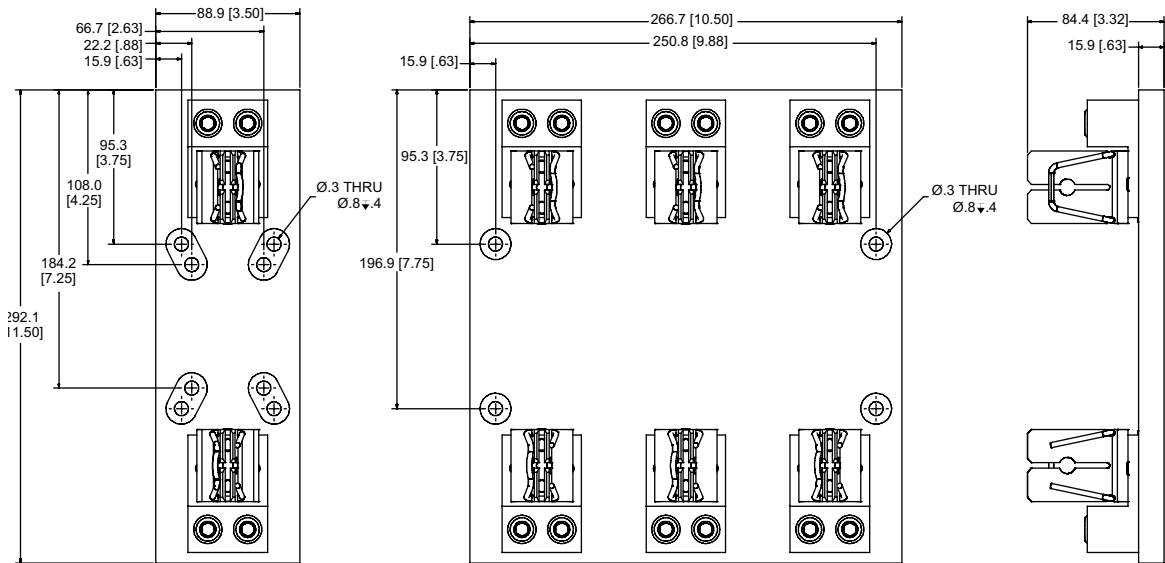
CLASS H/K5 AND R FUSE BLOCKS

Dimensions mm (inches)

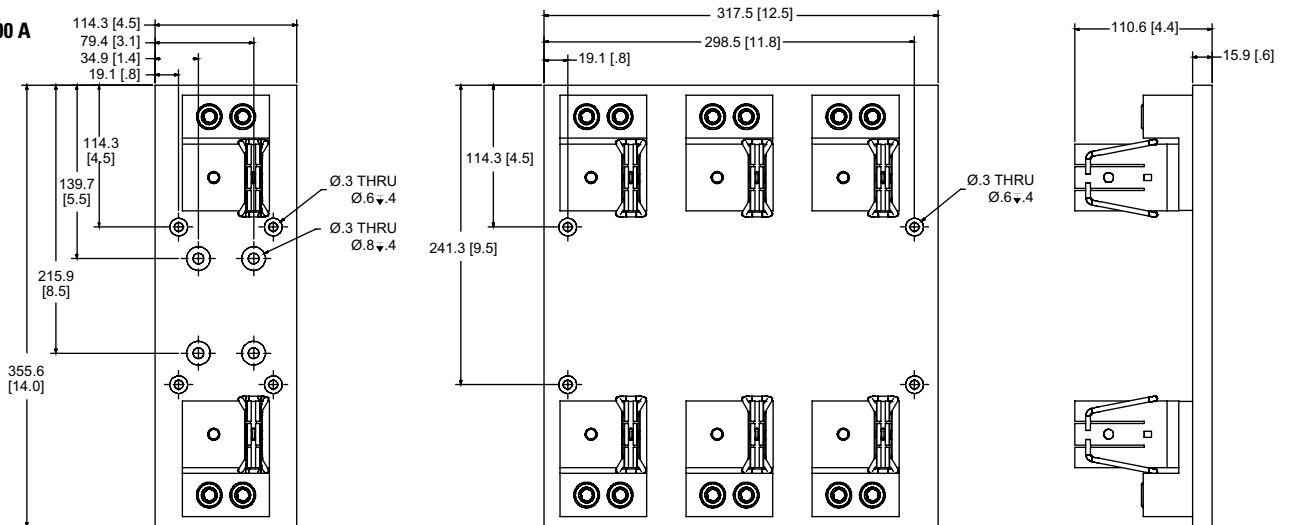
250 V 200 A



250 V 400 A



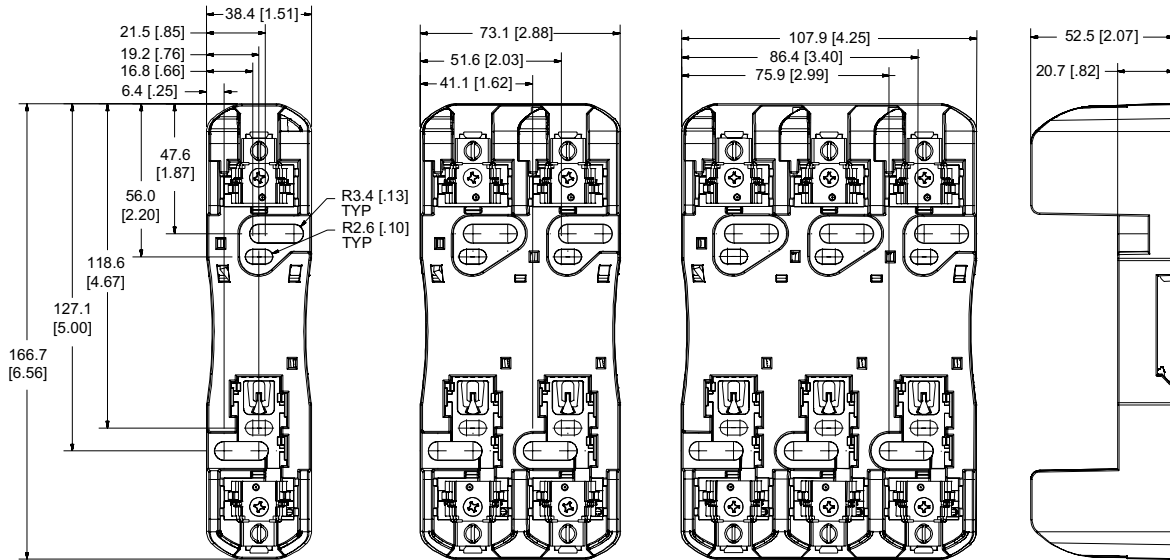
250 V 600 A



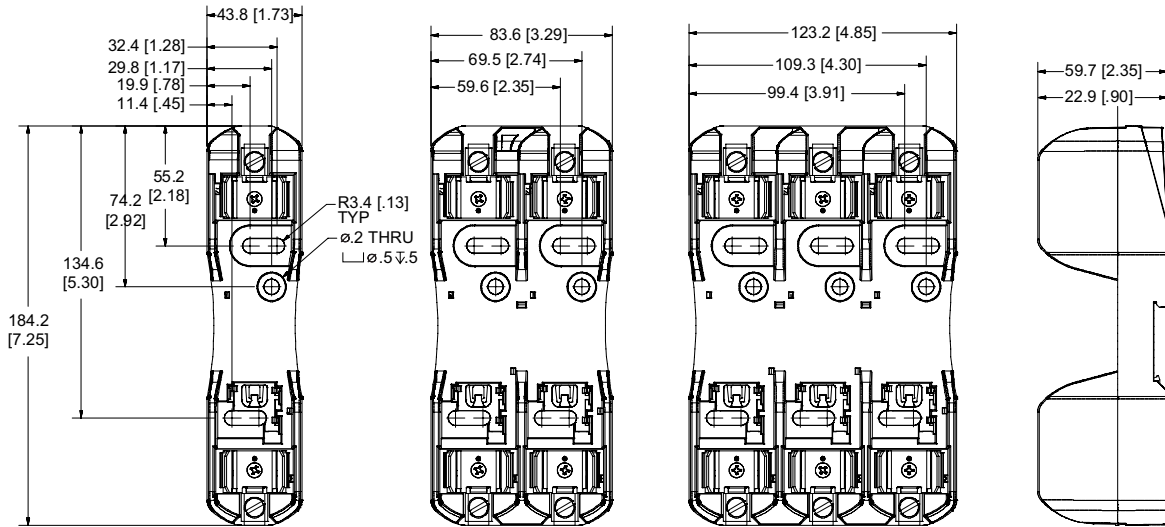
CLASS H/K5 AND R FUSE BLOCKS

Dimensions mm (inches)

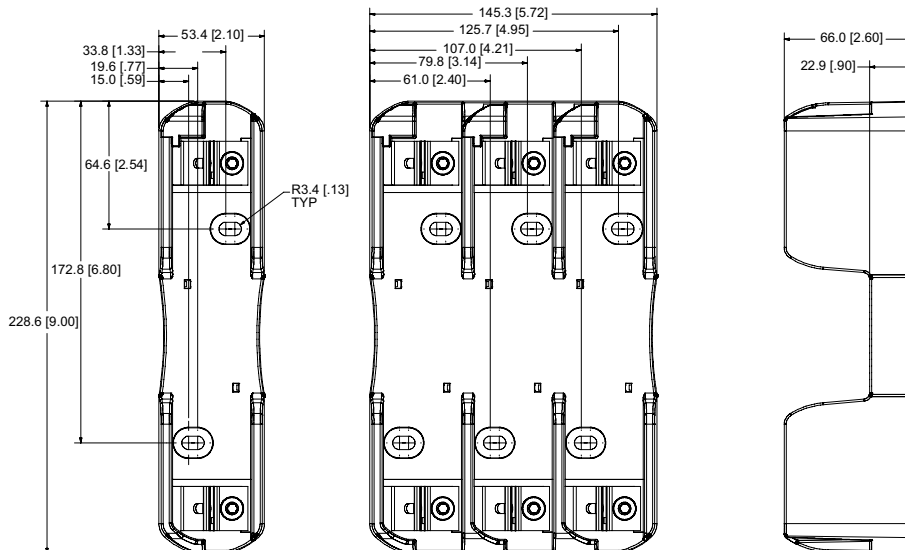
600 V 30 A



600 V 60 A



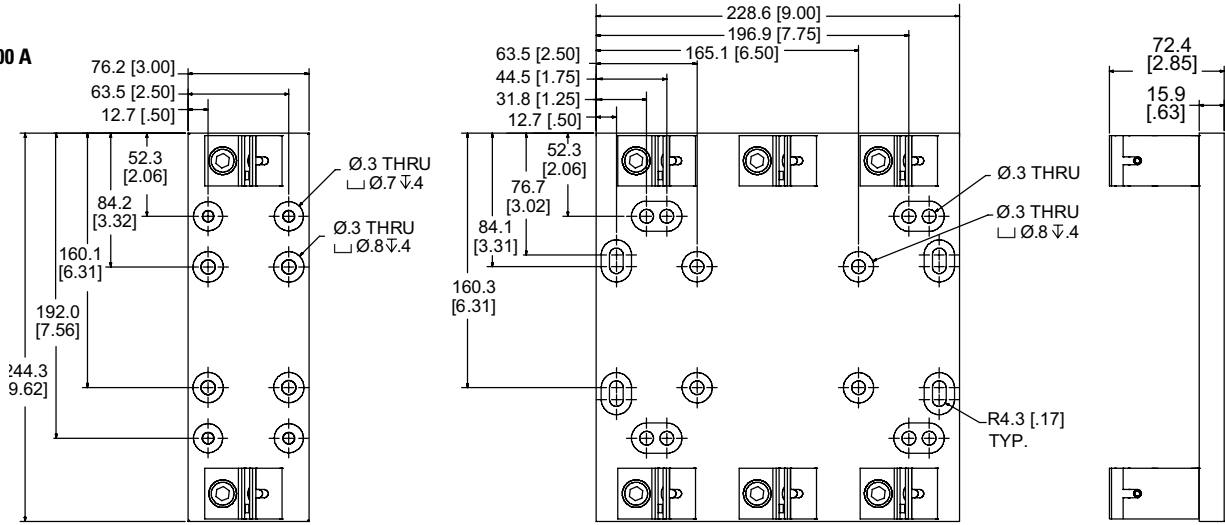
600 V 100 A



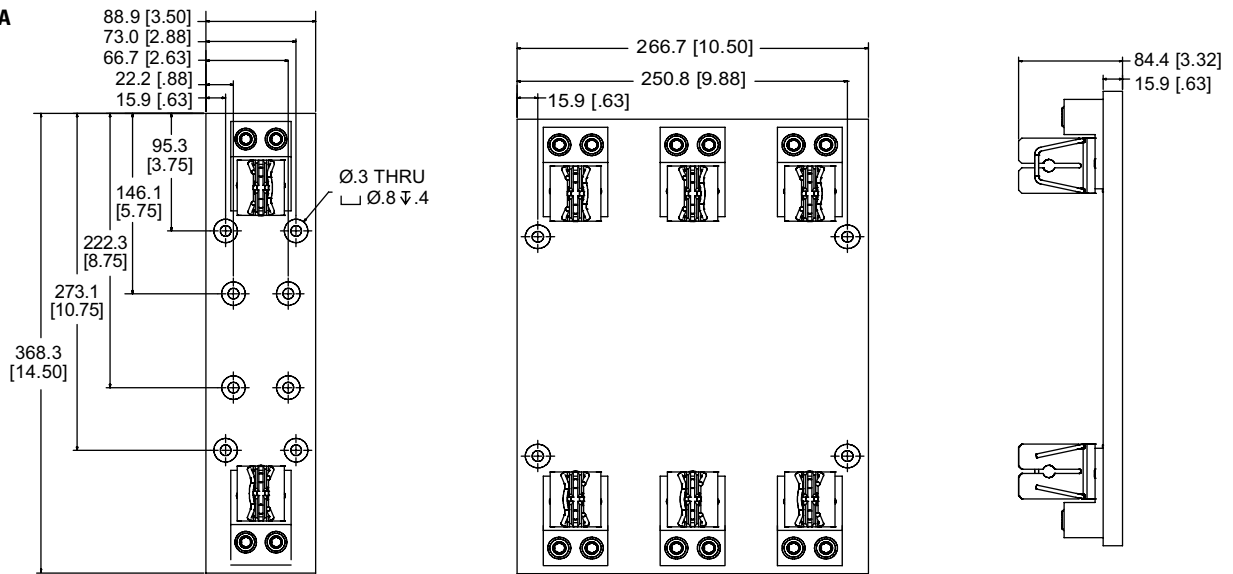
CLASS H/K5 AND R FUSE BLOCKS

Dimensions mm (inches)

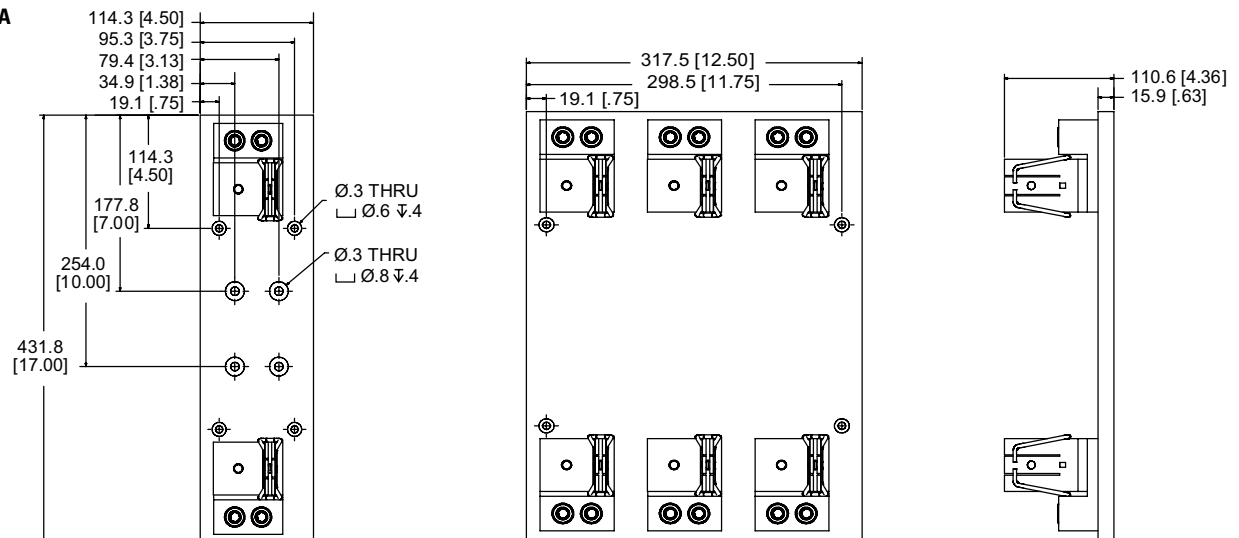
600 V 200 A



600 V 400 A



600 V 600 A



Данный компонент на территории Российской Федерации

Вы можете приобрести в компании MosChip.

Для оперативного оформления запроса Вам необходимо перейти по данной ссылке:

<http://moschip.ru/get-element>

Вы можете разместить у нас заказ для любого Вашего проекта, будь то серийное производство или разработка единичного прибора.

В нашем ассортименте представлены ведущие мировые производители активных и пассивных электронных компонентов.

Нашей специализацией является поставка электронной компонентной базы двойного назначения, продукции таких производителей как XILINX, Intel (ex.ALTERA), Vicor, Microchip, Texas Instruments, Analog Devices, Mini-Circuits, Amphenol, Glenair.

Сотрудничество с глобальными дистрибьюторами электронных компонентов, предоставляет возможность заказывать и получать с международных складов практически любой перечень компонентов в оптимальные для Вас сроки.

На всех этапах разработки и производства наши партнеры могут получить квалифицированную поддержку опытных инженеров.

Система менеджмента качества компании отвечает требованиям в соответствии с ГОСТ Р ИСО 9001, ГОСТ РВ 0015-002 и ЭС РД 009

Офис по работе с юридическими лицами:

105318, г.Москва, ул.Щербаковская д.3, офис 1107, 1118, ДЦ «Щербаковский»

Телефон: +7 495 668-12-70 (многоканальный)

Факс: +7 495 668-12-70 (доб.304)

E-mail: info@moschip.ru

Skype отдела продаж:

moschip.ru

moschip.ru_4

moschip.ru_6

moschip.ru_9