THIS DRAWING IS UNPUBLISHED. RELEASED FOR PUBLICATION
© COPYRIGHT – BY TYCO ELECTRONICS CORPORATION. ALL RIGHTS RESERVED.

PART NUMBER	REV	FIRST USED
567049–1	P	854400–1
567049–2	P	565435–5
~~567049–3~~	~~J~~	~~354500–1~~ OBSOLETE–NEVER RELEASED

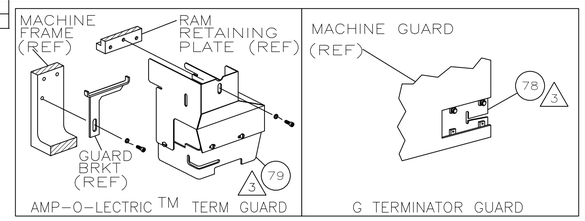

TERMINAL NAME: .250 POS LOCK RECP	
	63097
	63312
	63442
	63515
	63809
TERM APPL SPEC	114–2074

CRIMPING DATA

PAD LTR	CRIMP HEIGHT	WIRE SIZE
A	.074 ±.002	14
B	.065 ±.002	16
C	.058 ±.002	18
D	NOT	USED

CRIMP	SIZE	TYPE	RANGE	
WIRE	.110	F	18–14	
INSUL	.180	F	.090–.155	
FEED	APPL INST	SET UP GAGE	LAYOUT	
1.035	408–8039	458638–1	1165	

WIRE STRIP LENGTH .189–.219

LOC	DIST
A	66

REVISIONS

P	LTR	DESCRIPTION	DATE	DWN	APVD
	P	ECR–07–011691	5–2007	MY	TM

–1	LEADMAKER & BENCH MODEL G	MECH POST FEED	6
–2	BENCH MODEL K	MECH–POST FEED	

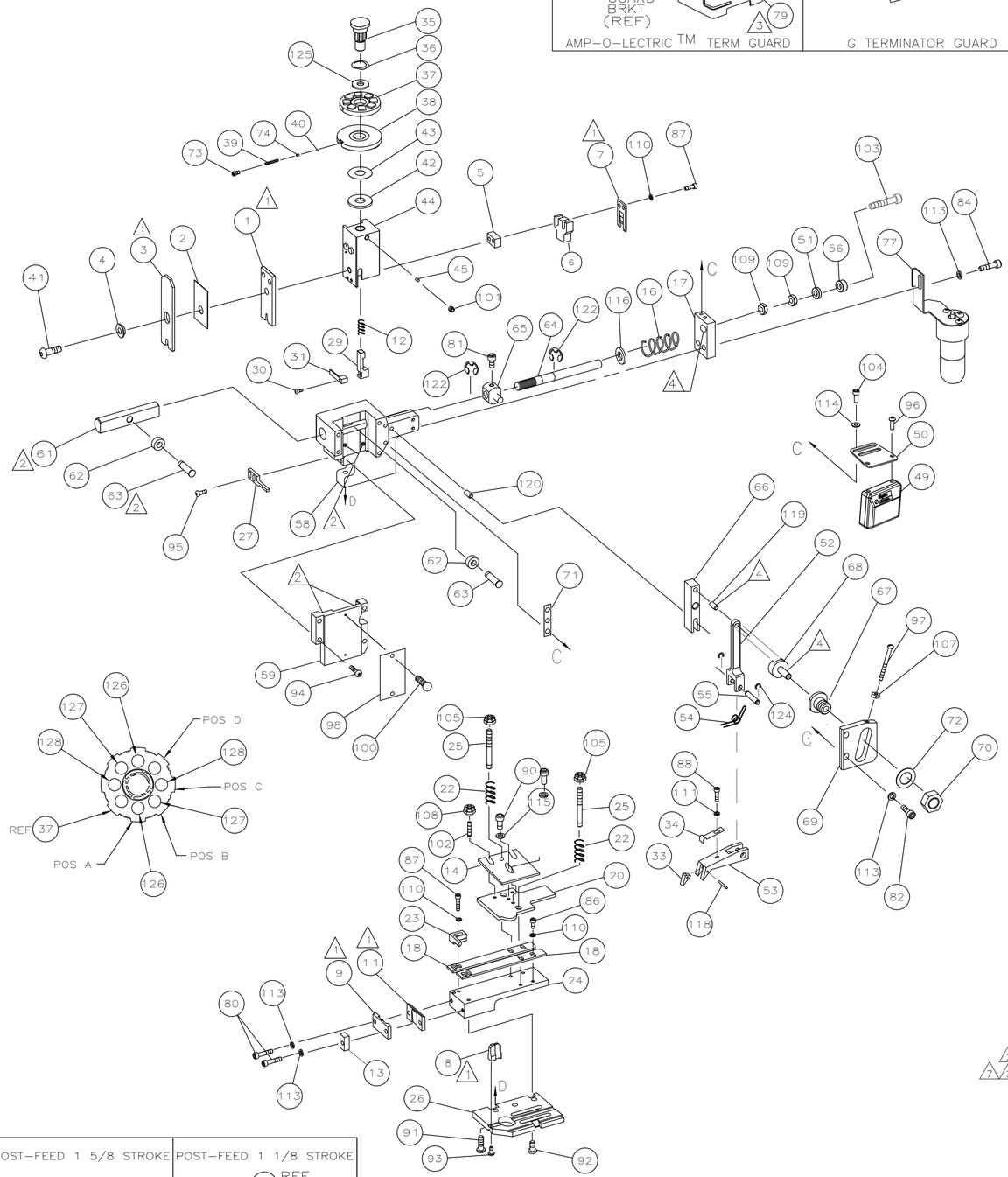

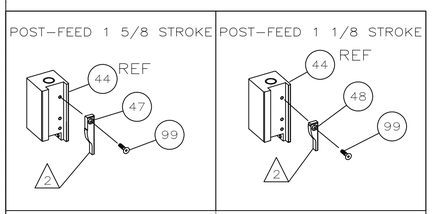

1. RECOMMENDED SPARE PARTS.
2. GREASE LIGHTLY.
3. GUARD MUST BE IN PLACE WHEN OPERATING APPLICATOR IN A BENCH MACHINE.
4. LUBRICATE DAILY USING NO. 20 MACHINE OIL.
5. ADJUST SO THAT BOTTOM OF NEOPRENE IS APPROX .125 ABOVE BOTTOM OF SLUG BLADE POCKET.
6. ON LEADMAKER WITH T TERMINATING UNITS: IF TERMINAL LOCKING LANCE IS BEING BENT DOWN BEFORE ENTERING APPLICATOR, ORDER SHROUD KIT, PN 189781–1.
7. ITEM 78 USED WITH G TERMINATING UNIT ONLY

PARTS LIST

QTY REQD PER ASSY –3	–2	–1	U/M	PART NO	DESCRIPTION	ITEM NO
						129
2	2	2	–	2–354779–4	PIN, WIRE DISC (.3110)C	128
2	2	2	–	354779–7	PIN, WIRE DISC (.3025)B	127
2	2	2	–	8–354778–7	PIN, WIRE DISC (.2930)A	126
1	1	1	–	986950–1	WASHER, FLAT PRECISION	125
2	2	2	–	21045–3	RING,RET"C"(Ø.187)FD PIN	124
						123
2	2	2	–	1–21046–6	RING,RETAINING,EXT(5/16)FD ADJ ROD	122
						121
1	1	1	–	1–21030–7	PIN,DOWEL(Ø.187x1.50)HSG	120
1	1	1	–	1–21030–1	PIN,DOWEL(Ø.187x.50)LEVER	119
–	1	1	–	1–21028–9	PIN, SPRING ø.078 X .50	118
						117
1	1	1	–	21899–4	WASHER,FLAT(Ø5/16)SCR ADJ	116
2	2	2	–	21024–3	WASHER,LOCK(NO.6)PL DRAG	115
2	2	2	–	18028–2	WASHER,FLAT(M4)COUNTER	114
6	6	6	–	21024–5	WASHER,LOCK(NO.10)SHEAR PL	113
						112
–	1	1	–	21055–6	WASHER,FLAT(NO.8)F.F.	111
7	7	7	–	21024–4	WASHER,LOCK(NO.8)SHEAR BL	110
2	2	2	–	22593–1	NUT,HEX(1/4–20)MAGNET	109
2	2	2	–	21018–4	NUT,HEX(4–40)DRAG	108
1	1	1	–	21018–5	NUT,HEX(6–32)FD ADJ PL	107
						106
2	2	2	–	21022–2	NUT,HEX SL(8–32)DRAG STUD	105
2	2	2	–	9–21000–9	SCR,SHC(8–32X.44)COUNTER	104
1	1	1	–	3–21081–3	SCR,SHC(1/4–20X1.25)MAGNET	103
2	2	2	–	2–21006–6	SCR,SKT SET(4–40 X.62)DRAG	102
1	1	1	–	21009–2	SCR,SKT SET(1/4–20x.25)RAM	101
2	2	2	–	21017–2	SCR,DRIVE(#2x.19)ID PLATE	100
1	1	1	–	1–21002–7	SCR,BHC(6–32x.38)CAM	99
1	1	1	–	461264–1	PLATE, IDENTIFICATION	98
1	1	1	–	6–23715–5	SCR,PAN HD(6–32x1.50)FEED ADJ	97
1	2	2	–	994991–5	SCR,OVAL HD(M4X14)COUNTER	96
–	2	2	–	2–21002–2	SCR,BHC(8–32X.50)STRIPPER	95
–	4	4	–	2–21002–9	SCR,BHC(10–32X.75)	94
1	1	1	–	22733–8	SCR,BHC(8–32x.38 LW)ANVIL	93
4	4	4	–	3–21002–3	SCR,BHC(1/4–20x.50)ST GD PL	92
3	3	3	–	2–22733–8	SCR,BHC(1/4–20x.62)BASE PL	91
2	2	2	–	1–21000–8	SCR,SHC(6–32 X .25)PL DRAG	90
						89
–	1	1	–	2–21000–5	SCR,SHC(8–32x.25)F.F.	88
4	4	4	–	2–21000–9	SCR,SHC(8–32x.75)SLUG BLADE	87
3	3	3	–	2–21000–6	SCR,SHC(8–32x.38)STRIP GUIDE	86
						85
6	2	2	–	3–21000–7	SCR, SKT CAP(10–32x.75)FD GDE	84
						83
2	2	2	–	3–21000–6	SCR,SKT CAP(10–32x.62)FD ADJ P	82
1	1	1	–	3–21000–4	SCR,SKT CAP(10–32x.38)PIVOT BL	81
2	2	2	–	3–21000–8	SCR,SKT CAP(10–32x.88)SH PL	80
3 –	REF	–	–	455745–1	GUARD, WINDOW	79
7 3 REF	–	REF	–	679532–1	INSERT, GUARD	78
	1	–	–	465184–9	LUBRICATOR ASSY	77
						76
						75
1	1	1	–	690603–1	SPRING, ASSIST	74
1	1	1	–	23030–1	SCR,SKT CAP(6–32x.25)CP DSC	73
1	1	1	–	458109–1	WASHER, FLAT (SPECIAL)	72
1	1	1	–	690517–1	SPACER	71

PARTS LIST

QTY REQD PER ASSY –3	–2	–1	U/M	PART NO	DESCRIPTION	ITEM NO
1	1	1	–	22594–8	NUT, HEX	70
1	1	1	–	240628–1	PLATE, ADJ	69
1	1	1	–	240626–1	SHAFT, PIVOT	68
1	1	1	–	240633–1	BUSHING	67
1	1	1	–	455680–1	LEVER, INTERMEDIATE	66
1	1	1	–	240629–1	BLOCK, PIVOT	65
1	1	1	–	1804311–1	SCR, ADJ	64
1	1	1	–	240659–3	PIN, CAM ROLLER	63
1	1	1	–	240658–1	CAM, ROLLER	62
1	1	1	–	454398–1	ROD, FEED	61
						60
1	1	1	–	189467–1	CAP, RAM	59
1	1	1	–	453736–1	HOUSING	58
						57
1	1	1	–	1804299–1	SPACER, MAGNET	56
1	1	1	–	240624–1	PIN, FEED FINGER	55
1	1	1	–	691499–1	SPRING, FEED FINGER	54
1	1	1	–	1752620–2	FINGER, FEED	53
1	1	1	–	240634–1	LEVER, TERMINAL	52
1	1	1	–	1804310–1	MAGNET, RING	51
1	1	1	–	1804303–1	BRACKET, COUNTER MOUNTING	50
1	1	1	–	1804300–1	APPLICATOR COUNTER ASSEMBLY	49
–	1	–	–	690501–3	CAM, POST FEED 1 1/8 ST	48
1	–	1	–	690501–4	CAM, POST–FEED 1 5/8 ST	47
						46
1	1	1	–	690191–1	PLUG, NYLON	45
1	1	1	–	455674–1	RAM	44
1	1	1	–	690125–1	WASHER, LAMINATED	43
1	1	1	–	690124–1	WASHER, RAM	42
1	1	1	–	7–21002–9	BOLT, CRIMPER(5/16–24x1.00)	41
1	1	1	–	23241–6	BALL, STEEL	40
1	1	1	–	690170–1	SPRING, COMPRESSION	39
1	1	1	–	690142–1	DISC, INSULATION	38
1	1	1	–	354777–1	WIRE DISC, PLASTIC	37
1	1	1	–	22480–5	WASHER, SPRING	36
1	1	1	–	690212–1	POST, RAM	35
–	1	1	–	1752621–1	SPRING, SWIVEL TIP	34
–	1	1	–	1752622–1	TIP, SWIVEL FEED FINGER	33
						32
1	1	1	–	189181–1	STRIPPER,TERMINAL	31
1	1	1	–	1–21000–6	SCR,SHC (4–40 X.62)STR	30
1	1	1	–	189453–1	SLIDE, STRIPPER	29
						28
1	1	1	–	189257–1	STRIPPER	27
1	1	1	–	455676–1	PLATE, BASE	26
2	2	2	–	22354–8	DRAG, STUD	25
1	1	1	–	804823–2	PLATE, STRIP GUIDE	24
1	1	1	–	568663–1	PLATE, STRIP HOLD DOWN	23
2	2	2	–	4–22281–1	SPRING, DRAG	22
						21
1	1	1	–	814130–1	DRAG, STOCK	20
						19
2	2	2	–	454204–3	GUIDE STRIP,FRONT & REAR	18
1	1	1	–	1804305–2	GUIDE, FEED ROD	17
1	1	1	–	4–22284–9	SPRING, FEED RETURN	16
						15
1	1	1	–	683875–1	PLATE, DRAG LOCATOR	14
1	1	1	–	690481–2	SPACER, HOLD DOWN	13
1	1	1	–	8–22282–9	SPRING, HOLD DOWN	12
1 1	1	1	–	240833–1	PLATE, REAR SHEAR	11
						10
1	1	1	–	690482–7	PLATE, FRONT SHEAR	9
1 1	1	1	–	6–240693–8	ANVIL	8
1	1	1	–	3–690474–9	BLADE, SLUG	7
5 1	1	1	–	463460–1	HOLD DOWN, TERMINAL	6
1	1	1	–	1–240641–6	SPACER, SLUG BLADE	5
1	1	1	–	238009–1	SPACER, BLOCK CRIMPER	4
1 1	1	1	–	8–456134–5	CRIMPER, INSULATION	3
1	1	1	–	455888–9	SPACER, CRIMPER	2
1 1	1	1	–	456408–7	CRIMPER, WIRE	1

THIS DRAWING IS A CONTROLLED DOCUMENT.

DIMENSIONS: INCHES

TOLERANCES UNLESS OTHERWISE SPECIFIED:
0 PLC ± –
1 PLC ± –
2 PLC ± –
3 PLC ± –
4 PLC ± –
ANGLES ± –

MATERIAL –
FINISH –

DWN D.SALTZER 5/18/94
CHK C.ERISMAN 5–18–94
APVD A.REDDICK 5–18–94
PRODUCT SPEC –
APPLICATION SPEC –
WEIGHT –

Tyco Electronics
Tyco Electronics Corporation
Harrisburg, PA 17105–3608

NAME END FEED HDM APPLICATOR – –

SIZE	CAGE CODE	DRAWING NO	RESTRICTED TO
A1	00779	C–567049	–

CUSTOMER DRAWING SCALE – SHEET 1 OF 1 REV P

AMP 4805 REV 31MAR2000

17MAY2007 3:31pm

Общество с ограниченной ответственностью «МосЧип» ИНН 7719860671 / КПП 771901001
Адрес: 105318, г.Москва, ул.Щербаковская д.3, офис 1107

Данный компонент на территории Российской Федерации

Вы можете приобрести в компании MosChip.

Для оперативного оформления запроса Вам необходимо перейти по данной ссылке:

http://moschip.ru/get-element

Вы можете разместить у нас заказ для любого Вашего проекта, будь то серийное производство или разработка единичного прибора.

В нашем ассортименте представлены ведущие мировые производители активных и пассивных электронных компонентов.

Нашей специализацией является поставка электронной компонентной базы двойного назначения, продукции таких производителей как XILINX, Intel (ex.ALTERA), Vicor, Microchip, Texas Instruments, Analog Devices, Mini-Circuits, Amphenol, Glenair.

Сотрудничество с глобальными дистрибьюторами электронных компонентов, предоставляет возможность заказывать и получать с международных складов практически любой перечень компонентов в оптимальные для Вас сроки.

На всех этапах разработки и производства наши партнеры могут получить квалифицированную поддержку опытных инженеров.

Система менеджмента качества компании отвечает требованиям в соответствии с ГОСТ Р ИСО 9001, ГОСТ РВ 0015-002 и ЭС РД 009

Офис по работе с юридическими лицами:

105318, г.Москва, ул.Щербаковская д.3, офис 1107, 1118, ДЦ «Щербаковский»

Телефон: +7 495 668-12-70 (многоканальный)

Факс: +7 495 668-12-70 (доб.304)

E-mail: info@moschip.ru

Skype отдела продаж:
moschip.ru
moschip.ru_4
moschip.ru_6
moschip.ru_9