



Main

Range of product	OsiSense XX
Sensor type	Ultrasonic sensor
Series name	General purpose
Sensor name	XX6
Sensor design	Cylindrical M30
Detection system	Diffuse
[Sn] nominal sensing distance	6.56 ft (2 m) adjustable with teach push-button
Material	Plastic
Type of output signal	Discrete
Discrete output function	1 NC + 1 NO
Wiring technique	5-wire
Discrete output type	NPN
[Us] rated supply voltage	12...24 V DC with reverse polarity protection
Electrical connection	Male connector M12 5 pins
[Sd] sensing range	0.39...6.56 ft (0.12...2 m)
Beam angle	10 °
IP degree of protection	IP67 conforming to IEC 60529

Complementary

Enclosure material	ULTEM
Front material	Silicone
Thread type	M30 x 1.5
Supply voltage limits	10...28 V DC
Function available	With synchronisation mode
[Sa] assured operating distance	0.39...6.56 ft (0.12...2 m) (teach mode)
Maximum differential travel	0.1 in (2.5 mm)
Blind zone	0...4.72 in (0...120 mm)
Transmission frequency	200 kHz
Repeat accuracy	0.9 %
Deviation angle from 90° of object to be detected	-7...7 °
Minimum size of detected object	Cylinder diameter 1.6 mm at 0.635 m
Status LED	1 LED (green/red (flashing)) setting-up assistance
Current consumption	100 mA
Maximum switching current	100 mA with overload and short-circuit protection
Voltage drop	< 1 V
Switching frequency	<= 16 Hz
Delay first up	720 ms
Delay response	25 ms
Delay recovery	20 ms
Marking	CE
Threaded length	1.77 in (45 mm)
Height	1.38 in (35 mm)
Width	1.38 in (35 mm)
Depth	3.35 in (85 mm)
Product weight	0.2 lb(US) (0.091 kg)

Environment

The information provided in this documentation contains general descriptions and/or technical characteristics of the products contained herein. This documentation is not intended as a substitute for and is not to be used for determining suitability or reliability of these products for specific user applications. It is the duty of any such user or integrator to perform the appropriate and complete risk analysis, evaluation and testing of the products with respect to the relevant specific application or use thereof. Neither Schneider Electric Industries SAS nor any of its affiliates or subsidiaries shall be responsible or liable for misuse of the information contained herein.

standards	IEC 60947-5-2
product certifications	CCSAus UL
ambient air temperature for operation	32...140 °F (0...60 °C)
ambient air temperature for storage	-40...176 °F (-40...80 °C)
vibration resistance	+/-1 mm conforming to IEC 60068-2-6 10...55 Hz
shock resistance	30 gn in all 3 axes 11 ms conforming to IEC 60068-2-27
resistance to electrostatic discharge	8 kV level 4 conforming to IEC 61000-4-2
resistance to electromagnetic fields	9.14 V/yd (10 V/m) level 3 conforming to IEC 61000-4-3
resistance to fast transients	1 kV level 3 conforming to IEC 61000-4-4

Offer Sustainability

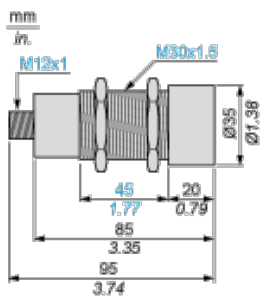
WARNING: This product can expose you to chemicals including: WARNING: This product can expose you to chemicals including:

Diisononyl phthalate (DINP), which is known to the State of California to cause cancer, and Diisononyl phthalate (DINP), which is known to the State of California to cause cancer, and

Di-isodecyl phthalate (DIDP), which is known to the State of California to cause birth defects or other reproductive harm. Di-isodecyl phthalate (DIDP), which is known to the State of California to cause birth defects or other reproductive harm.

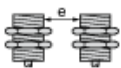
For more information go to www.p65warnings.ca.gov For more information go to www.p65warnings.ca.gov

Dimensions



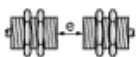
Minimum Mounting Distances

Side by side



e : respect the distances indicated on the detection curves

Face to face



e > 4 x Sn

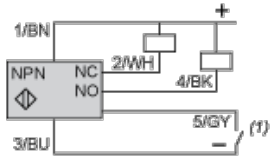
Wiring Diagram

Connector



- (1) (+) Brown
- (2) NO output (White)
- (3) (-) Blue
- (4) NO output (Black)
- (5) Synchronisation (Grey)

NO + NC Outputs, NPN



BN Brown

WH White

BU Blue

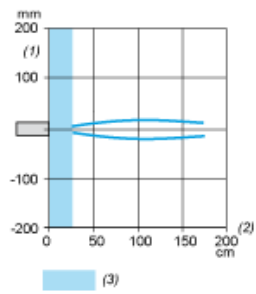
BK Black

GY Grey

(1) Open = burst

Close = no burst

Curves



(1) Parallel movement

(2) Distance

(3) Blind zone for diffuse sensors.

Данный компонент на территории Российской Федерации

Вы можете приобрести в компании MosChip.

Для оперативного оформления запроса Вам необходимо перейти по данной ссылке:

<http://moschip.ru/get-element>

Вы можете разместить у нас заказ для любого Вашего проекта, будь то серийное производство или разработка единичного прибора.

В нашем ассортименте представлены ведущие мировые производители активных и пассивных электронных компонентов.

Нашей специализацией является поставка электронной компонентной базы двойного назначения, продукции таких производителей как XILINX, Intel (ex.ALTERA), Vicor, Microchip, Texas Instruments, Analog Devices, Mini-Circuits, Amphenol, Glenair.

Сотрудничество с глобальными дистрибьюторами электронных компонентов, предоставляет возможность заказывать и получать с международных складов практически любой перечень компонентов в оптимальные для Вас сроки.

На всех этапах разработки и производства наши партнеры могут получить квалифицированную поддержку опытных инженеров.

Система менеджмента качества компании отвечает требованиям в соответствии с ГОСТ Р ИСО 9001, ГОСТ РВ 0015-002 и ЭС РД 009

Офис по работе с юридическими лицами:

105318, г.Москва, ул.Щербаковская д.3, офис 1107, 1118, ДЦ «Щербаковский»

Телефон: +7 495 668-12-70 (многоканальный)

Факс: +7 495 668-12-70 (доб.304)

E-mail: info@moschip.ru

Skype отдела продаж:

moschip.ru

moschip.ru_4

moschip.ru_6

moschip.ru_9