



17.5 mm EMER8 Part number 88829198



- Multifunction or mono-function
- Multi-range (7 ranges)
- Multi-voltage or single voltage
- Screw terminals
- LED status indicator (1 voltage present LED, 1 timer ON LED)
- Option of supplying a load in parallel (EMER / EMYR)

Part numbers

| | Type | Packaging | Functions | Timing | Output | Nominal rating | Supply voltage |
|----------|-------|-----------|---|-----------|--------------------|----------------|-----------------------------|
| 88829198 | EMER8 | Per unit | A - At - B - C - D - Di - H - Ht - Pe - W | 0,1 →20 h | 1 changeover relay | 5 A NO | 12 →240 V DC / 24 →240 V AC |

Specifications

Timing

| | |
|--|--|
| Timing ranges (7 ranges) | 0.1 s →1 s / 1 →10 s / 6 →60 s / 1 →10 min / 6 →60 min / 1 →10 h / 2 →20 h |
| Repetition accuracy with constant parameters | ± 0,5 % |
| Drift Temperature | ± 0,05 %/ °C |
| Drift Voltage | ± 0,2 %/V |
| Display accuracy according to IEC/EN 61812-1 | ± 10 % / 25 °C |
| Minimum pulse time | 30 ms |
| Maximum reset time by denegerisation | 100 ms |

Supply

| | |
|--|--|
| Multi-voltage power supply | EMAR2 : 110-120 VAC EMAR7 : 240 VAC EMAR9 : 24 VAC/DC EMER8/EMYR8 : 12 →240 VDC / 24 →240 VAC |
| Operating range | EMAR2 : 93 to 132VAC EMAR7 : -15 % + 10 % EMAR9 : 24 VAC - 15 % + 10 % / 24 VDC - 15 % + 20 % EMER8/EMYR8 : -15 % + 10 % |
| Frequency (Hz) | 50 / 60 Hz ± 5 % |
| Max. absorbed power | EMAR2 : approx 3,2 VA 110 VAC EMAR7 : approx. 3,2 VA 230 VAC EMAR9 : approx. 1,2 VA (0,6 W) / 24 VAC (DC) EMER8/EMYR8 : approx. 3,2 VA (1,5 W) / 230 VAC (DC) Approx. 1,2 VA (0,6 W) / 24 VAC (DC) |
| Immunity from micro power cuts : typical | > 10 ms |

Output specification

| | |
|-------------------------------------|--|
| Changeover relay | 1 NO : 1250 VA / 150 W 1 NC : 750 VA / 90 W |
| Maximum breaking current | NO : 5 A 250 VAC / 5 A 30 VDC resistive NC : 3 A 250 VAC / 3 A 30 VDC resistive |
| Minimum breaking current | 10 mA / 12 VDC |
| Voltage breaking capacity | 277 VAC / 30 VDC |
| Electrical life (operations) | 10 ⁵ NO cycles 7 x 10 ⁴ cycles |
| Mechanical life (operations cycles) | 5 x 10 ⁶ |

General characteristics

| | |
|---|--|
| LED display | Green : voltage present Yellow : timer R ON |
| Fixing : Symmetrical DIN rail | 35 mm |
| Protection (IEC/EN 60529) | Casing : IP40 Connection terminals : IP20 |
| Terminal capacity Multi-wire with ferrule | 1 x 0,5 →4 mm ² (AWG 20 →AWG11) 2 x 0,5 →2,5 mm ² (AWG 20 →AWG14) |
| Terminal capacity Single-wire without ferrule | 1 x 0,5 →2,5 mm ² (AWG 20 →AWG14) 2 x 0,5 →1,5 mm ² (AWG 20 →AWG16) |
| Stripping length (mm) | 5 mm |
| Max. tightening torques IEC/EN 60947-1 | 0,6 →0,8 Nm |
| Temperature limits use (°C) | -20 °C →+60 °C |
| Temperature limits stored (°C) | -40 °C →70 °C |

| | |
|---|---|
| Relative humidity no condensation acc. to IEC/EN 60068-2-30 | 93 % |
| Vibration resistance according to IEC/EN 60068-2-6 | 10 →55 Hz, A = 0.35 mm peak to peak 10 x cycles, 1 octave/min |
| Weight (g) | 60 |

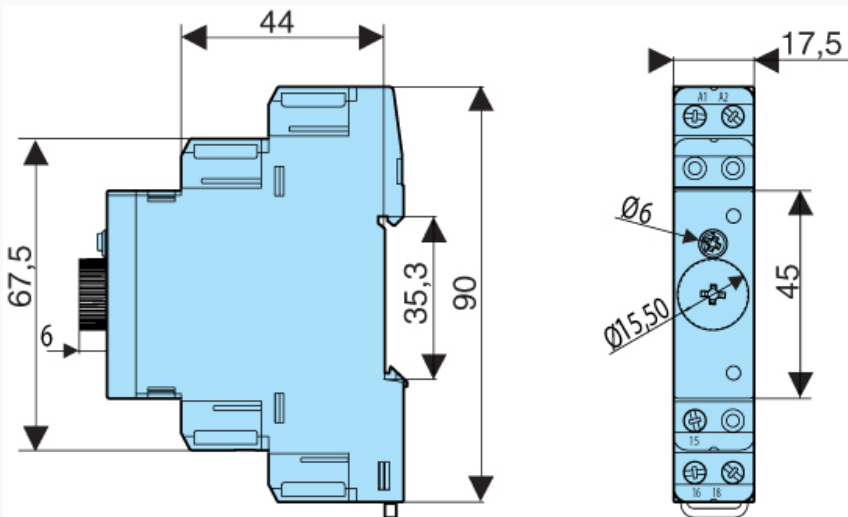
Standard

| | |
|--|--|
| Certifications | CE - cUL |
| Conforming to standards (directives BT and CEM) | IEC/EN 61812-1 IEC/EN 61000-6-2 IEC/EN 61000-6-3 IEC/EN 61000-6-4 |
| Conformity with environmental directives | 2002/95/CE : RoHS 1907/2006 : Reach |
| Immunity to electrostatic discharges acc. IEC/EN 61000-4-2 | Level III air ± 8 kV / contact ± 4 kV |
| Immunity to radiated, radio-frequency, electromagnetic field acc. IEC/EN 61000-4-3 | Level III 10 V/m (80 M Hz →1 G Hz) 80 % AM (1 K Hz) 3 V/m (1.4 →2 G Hz) 80 % AM (1 K Hz) 1 V/m (2 →2.7 G Hz) 80 % AM (1 K Hz) |
| Immunity to rapid transient bursts acc. to IEC/EN 61000-4-4 | Level III Direct ± 2 kV (power supply) Coupling ± 1 kV (I/O) |
| Immunity to shock waves on power supply acc. to IEC/EN 61000-4-5 | Level III Power supply/earth ± 2 KV Power supply input ± 1 KV |
| Immunity to radio frequency in common mode acc. to IEC/EN 61000-4-6 | Level III 10 V (0.15 →80 M Hz) 80 % AM (1 K Hz) |
| Immunity to magnetical field acc. (IEC/EN 61000-4-8) | 50, 60 Hz 30 A/m, 1 min. |
| Immunity to voltage dips and breaks acc. to IEC/EN 61000-4-11 | 0 % residual voltage / 1 cycle 40 % residual voltage / 10 cycles (50 Hz) / 12 cycles (60 Hz) 70 % residual voltage / 25 cycles (50 Hz) / 30 cycles (60 Hz) |
| Mains-borne and radiated emissions acc. to IEC/EN 61000-6-3 | Class B |

Insulation

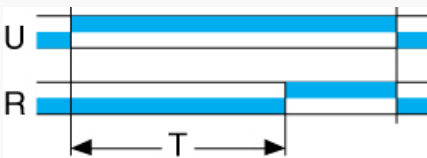
| | |
|--|--|
| Insulation voltage | 250 V |
| Insulation coordination (IEC/EN 60664-1) | Category III, degree of pollution 3 ; up to 2000 m |
| Shock waves | 2,5 KV (1,2 / 50 µs) |
| Breakdown voltage conforming to IEC/EN 61812-1 | 2 KV / 1 min / 1 mA / 50 Hz |
| Insulation resistance | > 500 MΩ / 250 V DC / 1 min |

Dimensions (mm)



Curves

A function

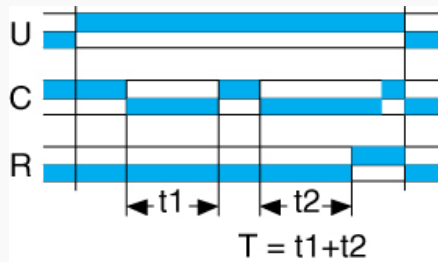


Function A

Delay on energisation 1 relay

Curves

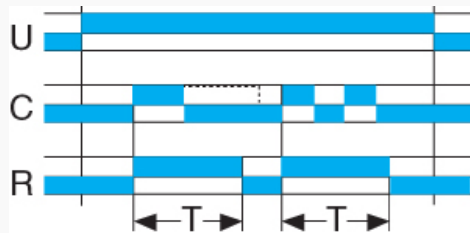
At function



Function At
 Timing on energisation with memory 1 relay

Curves

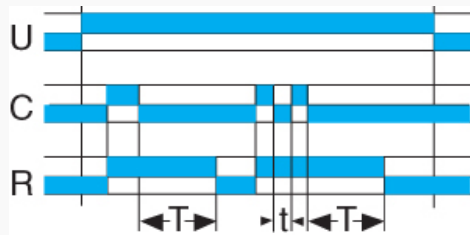
B function



Function B
 Timing on impulse one shot 1 relay

Curves

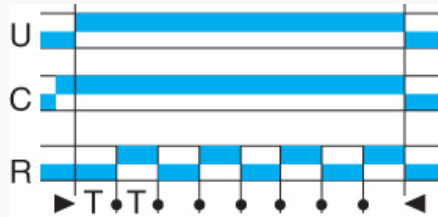
C function



Function C
 Timing after impulse 1 relay

Curves

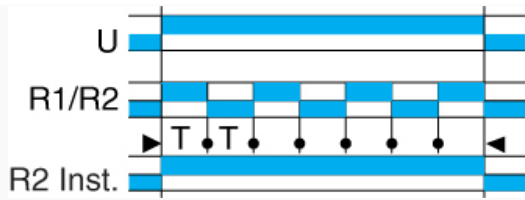
D function



Function D
 Flip-flop Pause start 1 relay

Curves

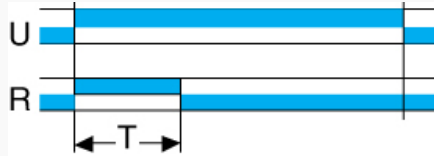
Di function



Function Di
 Flip-flop Pulse start 1 relay

Curves

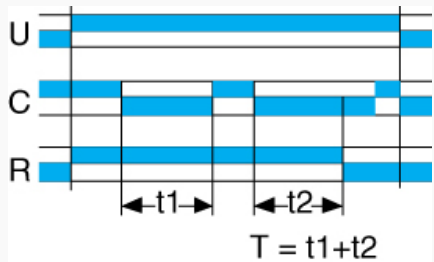
H function



Function H
 Timing on energisation 1 relay

Curves

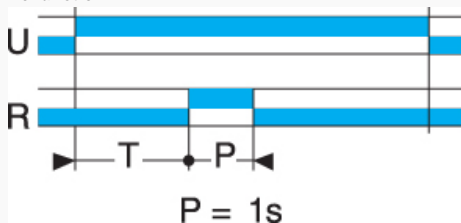
Ht function



Function Ht
 Delay on energisation with memory 1 relay

Curves

Pe function



Function Pe
 Impulse counter (delay on) 1 relay

Curves

W function

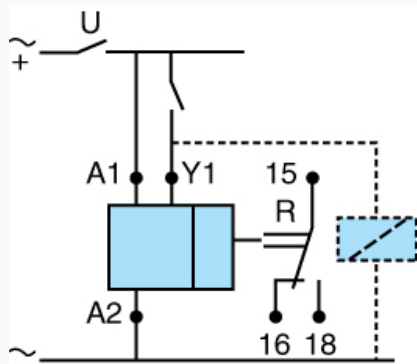


Function W

Timing after pulse on control contact 1 relay

Connections

EMER8 - EMYR8



Данный компонент на территории Российской Федерации

Вы можете приобрести в компании MosChip.

Для оперативного оформления запроса Вам необходимо перейти по данной ссылке:

<http://moschip.ru/get-element>

Вы можете разместить у нас заказ для любого Вашего проекта, будь то серийное производство или разработка единичного прибора.

В нашем ассортименте представлены ведущие мировые производители активных и пассивных электронных компонентов.

Нашей специализацией является поставка электронной компонентной базы двойного назначения, продукции таких производителей как XILINX, Intel (ex.ALTERA), Vicor, Microchip, Texas Instruments, Analog Devices, Mini-Circuits, Amphenol, Glenair.

Сотрудничество с глобальными дистрибьюторами электронных компонентов, предоставляет возможность заказывать и получать с международных складов практически любой перечень компонентов в оптимальные для Вас сроки.

На всех этапах разработки и производства наши партнеры могут получить квалифицированную поддержку опытных инженеров.

Система менеджмента качества компании отвечает требованиям в соответствии с ГОСТ Р ИСО 9001, ГОСТ РВ 0015-002 и ЭС РД 009

Офис по работе с юридическими лицами:

105318, г.Москва, ул.Щербаковская д.3, офис 1107, 1118, ДЦ «Щербаковский»

Телефон: +7 495 668-12-70 (многоканальный)

Факс: +7 495 668-12-70 (доб.304)

E-mail: info@moschip.ru

Skype отдела продаж:

moschip.ru

moschip.ru_4

moschip.ru_6

moschip.ru_9