

**Silicon Carbide  
PiN Diode**

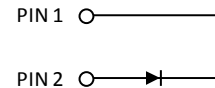
$V_{RRM}$	=	15.0 kV
$I_F (T_C=25^\circ\text{C})$	=	1 A

**Features**

- 15 kV blocking
- 175 °C operating temperature
- Fast turn off characteristics
- Soft reverse recovery characteristics
- Ultra-Fast high temperature switching

**Package**

- RoHS Compliant


**Advantages**

- Highest voltage rectifier commercially available
- Reduced stacking
- Reduced system complexity/Increased reliability

**Applications**

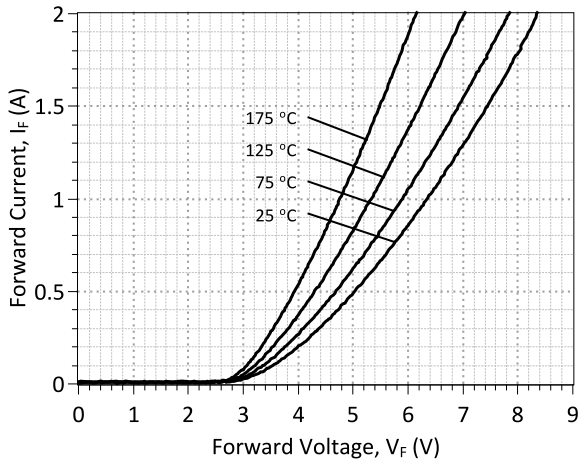
- Voltage Multiplier
- Ignition/Trigger Circuits
- Oil/Downhole
- Lighting
- Defense

**Maximum Ratings at  $T_j = 175^\circ\text{C}$ , unless otherwise specified**

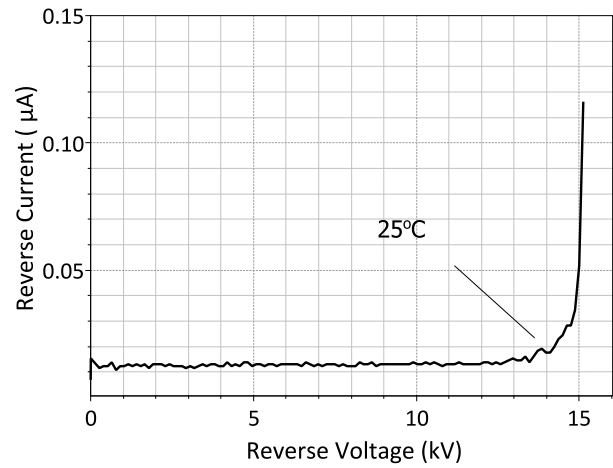
Parameter	Symbol	Conditions	Values	Unit
Repetitive peak reverse voltage	$V_{RRM}$		15	kV
Continuous forward current	$I_F$		1	A
RMS forward current	$I_{F(RMS)}$		0.5	A
Operating and storage temperature	$T_j, T_{stg}$		-55 to 175	°C

**Electrical Characteristics at  $T_j = 175^\circ\text{C}$ , unless otherwise specified**

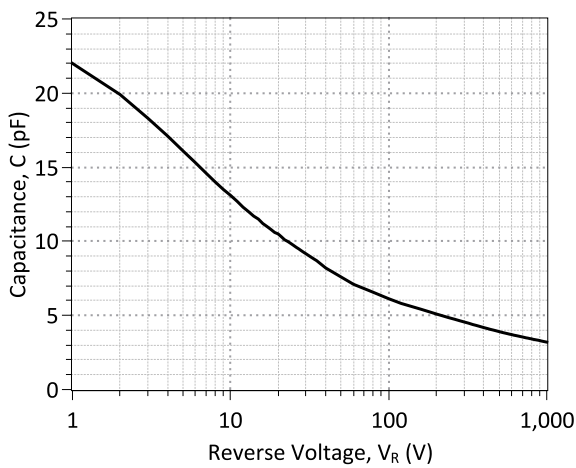
Parameter	Symbol	Conditions	Values			Unit
			min.	typ.	max.	
Diode forward voltage	$V_F$	$I_F = 1\text{ A}, T_j = 25^\circ\text{C}$		6.4		V
		$I_F = 1\text{ A}, T_j = 175^\circ\text{C}$		4.7		
Reverse current	$I_R$	$V_R = 8\text{ kV}, T_j = 25^\circ\text{C}$ $V_R = 8\text{ kV}, T_j = 175^\circ\text{C}$		1	20 100	$\mu\text{A}$
Total reverse recovery charge	$Q_{rr}$	$I_F \leq I_{F,MAX}$ $df/dt = 70\text{ A}/\mu\text{s}$ $T_j = 175^\circ\text{C}$	$V_R = 1000\text{ V}$ $I_F = 1.5\text{ A}$	558		nC
Switching time	$t_s$			$V_R = 1000\text{ V}$ $I_F = 1.5\text{ A}$	< 236	
Total capacitance	C	$V_R = 1\text{ V}, f = 1\text{ MHz}, T_j = 25^\circ\text{C}$		22		pF
		$V_R = 400\text{ V}, f = 1\text{ MHz}, T_j = 25^\circ\text{C}$		4		
		$V_R = 1000\text{ V}, f = 1\text{ MHz}, T_j = 25^\circ\text{C}$		3		
Total capacitive charge	$Q_C$	$V_R = 1000\text{ V}, f = 1\text{ MHz}, T_j = 25^\circ\text{C}$		4.5		nC



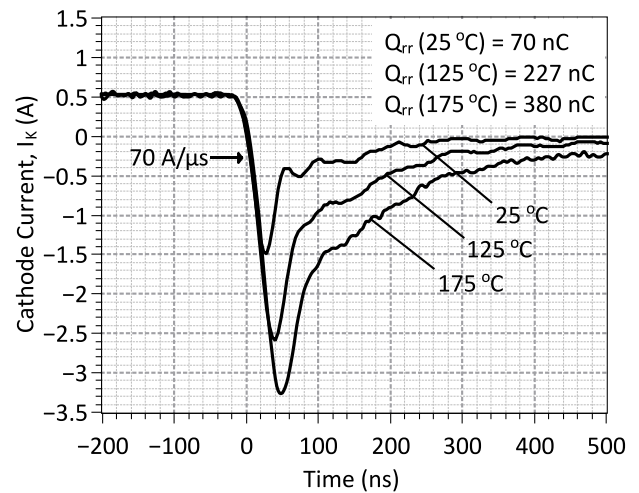
**Figure 1: Typical Forward Characteristics**



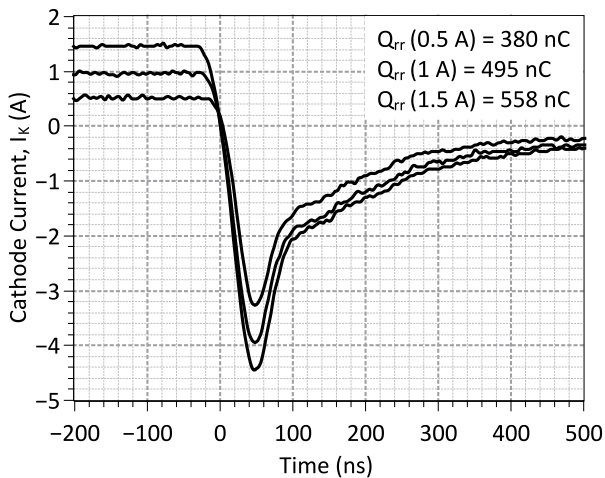
**Figure 2: Typical Reverse Characteristics at 25 °C**



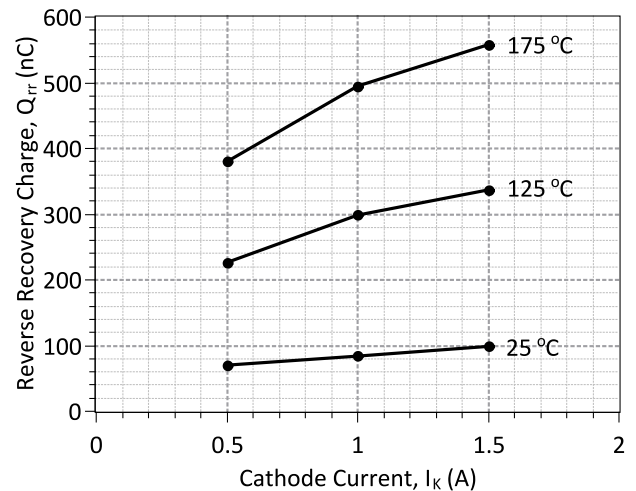
**Figure 3: Typical Junction Capacitance vs Reverse Voltage Characteristics**



**Figure 4: Typical Turn Off Characteristics at  $I_K = 0.5$  A and  $V_R = 1000$  V**



**Figure 5: Typical Turn Off Characteristics at  $T_J = 175$  °C and  $V_R = 1000$  V**



**Figure 6: Reverse Recovery Charge vs Cathode Current**

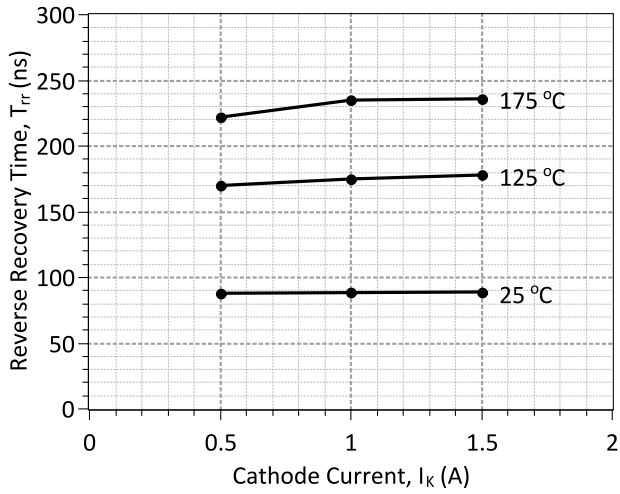
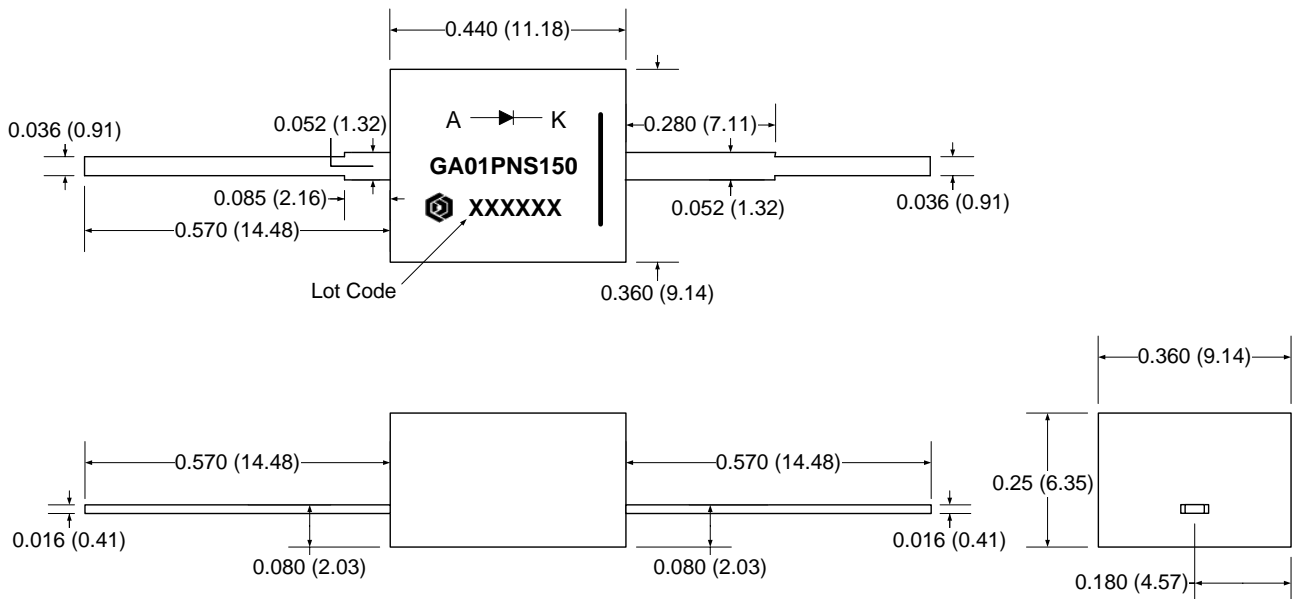


Figure 7: Reverse Recovery Time vs Cathode Current

**Package Dimensions:**

**PACKAGE OUTLINE**



**NOTE**  
 1. CONTROLLED DIMENSION IS INCH. DIMENSION IN BRACKET IS MILLIMETER.  
 2. DIMENSIONS DO NOT INCLUDE END FLASH, MOLD FLASH, MATERIAL PROTRUSIONS

**Revision History**

Date	Revision	Comments	Supersedes
2015/04/30	1	Updated Electrical Characteristics	
2014/11/07	0	Initial release	

## Published by

GeneSiC Semiconductor, Inc.  
43670 Trade Center Place Suite 155  
Dulles, VA 20166

GeneSiC Semiconductor, Inc. reserves right to make changes to the product specifications and data in this document without notice.

GeneSiC disclaims all and any warranty and liability arising out of use or application of any product. No license, express or implied to any intellectual property rights is granted by this document.

Unless otherwise expressly indicated, GeneSiC products are not designed, tested or authorized for use in life-saving, medical, aircraft navigation, communication, air traffic control and weapons systems, nor in applications where their failure may result in death, personal injury and/or property damage.

## SPICE Model Parameters

This is a secure document. Please copy this code from the SPICE model PDF file on our website ([http://www.genesicsemi.com/images/products\\_sic/thyristor/GA01PNS150-220\\_SPICE.pdf](http://www.genesicsemi.com/images/products_sic/thyristor/GA01PNS150-220_SPICE.pdf)) into LTSPICE (version 4) software for simulation of the GA01PNS150-220.

```
*      MODEL OF GeneSiC Semiconductor Inc.
*
*      $Revision:   1.1           $
*      $Date:      30-APR-2015   $
*
*      GeneSiC Semiconductor Inc.
*      43670 Trade Center Place Ste. 155
*      Dulles, VA 20166
*
*      COPYRIGHT (C) 2014 GeneSiC Semiconductor Inc.
*      ALL RIGHTS RESERVED
*
*      These models are provided "AS IS, WHERE IS, AND WITH NO WARRANTY
*      OF ANY KIND EITHER EXPRESSED OR IMPLIED, INCLUDING BUT NOT LIMITED
*      TO ANY IMPLIED WARRANTIES OF MERCHANTABILITY AND FITNESS FOR A
*      PARTICULAR PURPOSE."
*      Models accurate up to 2 times rated drain current.
*
*      Start of GA01PNS150-220 SPICE Model
*
. MODEL GA01PNS150 D
+ IS      9.2491e-015
+ RS      2.24770
+ N       3.3373
+ IKF     0.00011784
+ EG      3.23
+ XTI     25
+ TRS1    -0.0024
+ CJO     2.28E-11
+ VJ      2.304
+ M       0.376
+ FC      0.5
+ BV      8000
+ IBV     1.00E-03
+ VPK     15000
+ IAVE    1
+ TYPE    SiC_PiN
+ MFG     GeneSiC_Semi
*
*      End of GA01PNS150-220 SPICE Model
```

## Данный компонент на территории Российской Федерации

### Вы можете приобрести в компании MosChip.

Для оперативного оформления запроса Вам необходимо перейти по данной ссылке:

<http://moschip.ru/get-element>

Вы можете разместить у нас заказ для любого Вашего проекта, будь то серийное производство или разработка единичного прибора.

В нашем ассортименте представлены ведущие мировые производители активных и пассивных электронных компонентов.

Нашей специализацией является поставка электронной компонентной базы двойного назначения, продукции таких производителей как XILINX, Intel (ex.ALTERA), Vicor, Microchip, Texas Instruments, Analog Devices, Mini-Circuits, Amphenol, Glenair.

Сотрудничество с глобальными дистрибьюторами электронных компонентов, предоставляет возможность заказывать и получать с международных складов практически любой перечень компонентов в оптимальные для Вас сроки.

На всех этапах разработки и производства наши партнеры могут получить квалифицированную поддержку опытных инженеров.

Система менеджмента качества компании отвечает требованиям в соответствии с ГОСТ Р ИСО 9001, ГОСТ РВ 0015-002 и ЭС РД 009

### Офис по работе с юридическими лицами:

105318, г.Москва, ул.Щербаковская д.3, офис 1107, 1118, ДЦ «Щербаковский»

Телефон: +7 495 668-12-70 (многоканальный)

Факс: +7 495 668-12-70 (доб.304)

E-mail: [info@moschip.ru](mailto:info@moschip.ru)

Skype отдела продаж:

moschip.ru

moschip.ru\_4

moschip.ru\_6

moschip.ru\_9