

## Silicon Carbide Power Schottky Diode

$V_{RRM}$	=	3300 V
$I_F (T_C \leq 125^\circ\text{C})$	=	0.3 A
$Q_C$	=	20 nC

### Features

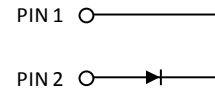

- Industry's leading low leakage currents
- 175 °C maximum operating temperature
- Electrically isolated base-plate
- Positive temperature coefficient of  $V_F$
- Fast switching speeds
- Superior figure of merit  $Q_C/I_F$

### Advantages

- Low reverse leakage current at operating temperature
- Improved circuit efficiency (Lower overall cost)
- Significantly reduced switching losses compare to Si PiN diodes
- Ease of paralleling devices without thermal runaway
- Smaller heat sink requirements
- Low reverse recovery current
- Low device capacitance

### Package

- RoHS Compliant



**SMB / DO – 214AA**

### Applications

- Down Hole Oil Drilling, Geothermal Instrumentation
- High Voltage Multipliers
- Military Power Supplies

### Maximum Ratings at $T_j = 175^\circ\text{C}$ , unless otherwise specified

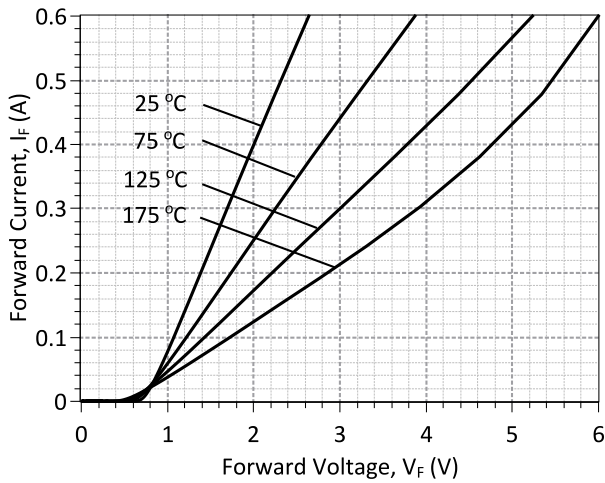
Parameter	Symbol	Conditions	Values	Unit
Repetitive peak reverse voltage	$V_{RRM}$		3300	V
Continuous forward current	$I_F$	$T_C \leq 125^\circ\text{C}$	0.3	A
RMS forward current	$I_{F(RMS)}$	$T_C \leq 125^\circ\text{C}$	0.35	A
Surge non-repetitive forward current, Half Sine Wave	$I_{F,SM}$	$T_C = 25^\circ\text{C}$ , $t_p = 10\text{ ms}$	2	A
		$T_C = 125^\circ\text{C}$ , $t_p = 10\text{ ms}$	1	
Non-repetitive peak forward current	$I_{F,max}$	$T_C = 25^\circ\text{C}$ , $t_p = 10\ \mu\text{s}$	10	A
$\int i^2 dt$ value	$\int i^2 dt$	$T_C = 25^\circ\text{C}$ , $t_p = 10\text{ ms}$	0.1	A <sup>2</sup> S
Power dissipation	$P_{tot}$	$T_C = 25^\circ\text{C}$	25	W
Operating and storage temperature	$T_j, T_{stg}$		-55 to 175	°C

### Electrical Characteristics at $T_j = 175^\circ\text{C}$ , unless otherwise specified

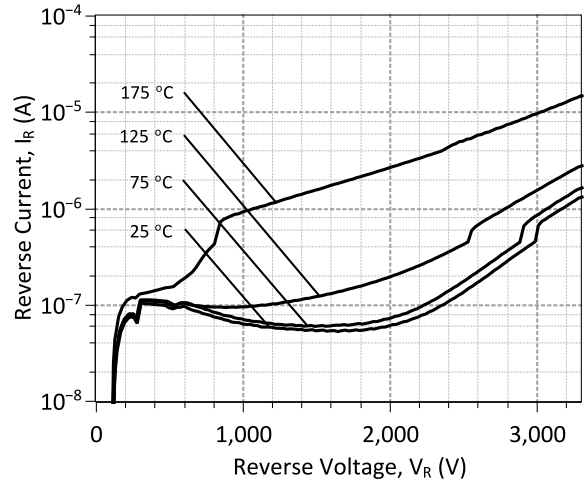
Parameter	Symbol	Conditions	Values			Unit
			min.	typ.	max.	
Diode forward voltage	$V_F$	$I_F = 0.3\text{ A}$ , $T_j = 25^\circ\text{C}$	1.7	2.2	V	
		$I_F = 0.3\text{ A}$ , $T_j = 175^\circ\text{C}$	4.0	5.0		
Reverse current	$I_R$	$V_R = 3300\text{ V}$ , $T_j = 25^\circ\text{C}$	1	10	$\mu\text{A}$	
		$V_R = 3300\text{ V}$ , $T_j = 175^\circ\text{C}$	10	100		
Total capacitive charge	$Q_C$	$I_F \leq I_{F,MAX}$ $di_F/dt = 35\text{ A}/\mu\text{s}$ $T_j = 175^\circ\text{C}$		20	nC	
Switching time	$t_s$	$V_R = 1500\text{ V}$ $V_R = 1500\text{ V}$		< 60	ns	
Total capacitance	C	$V_R = 1\text{ V}$ , $f = 1\text{ MHz}$ , $T_j = 25^\circ\text{C}$		42	pF	
		$V_R = 400\text{ V}$ , $f = 1\text{ MHz}$ , $T_j = 25^\circ\text{C}$		8		
		$V_R = 1000\text{ V}$ , $f = 1\text{ MHz}$ , $T_j = 25^\circ\text{C}$		7		

### Thermal Characteristics

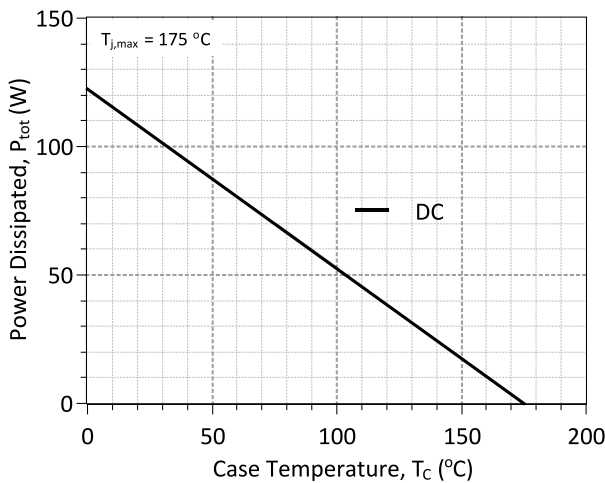
Thermal resistance, junction – Cu lead frame	$R_{thJC}$	1.42	°C/W
--	------------	------	------



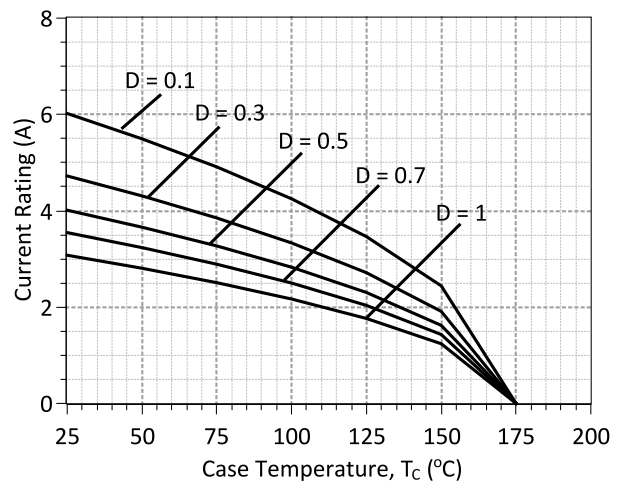
**Figure 1: Typical Forward Characteristics**



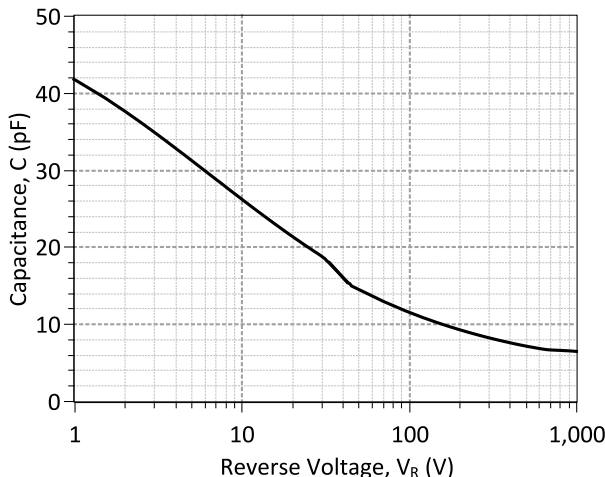
**Figure 2: Typical Reverse Characteristics**



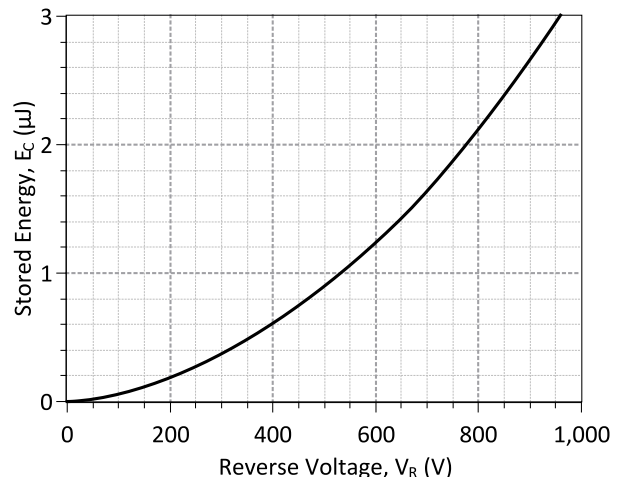
**Figure 3: Power Derating Curve**



**Figure 4: Current Derating Curves ( $D = t_p/T$ ,  $t_p = 400 \mu s$ )  
(Considering worst case  $Z_{th}$  conditions)**



**Figure 5: Typical Junction Capacitance vs Reverse Voltage Characteristics**



**Figure 6: Typical Capacitive Energy vs Reverse Voltage Characteristics**

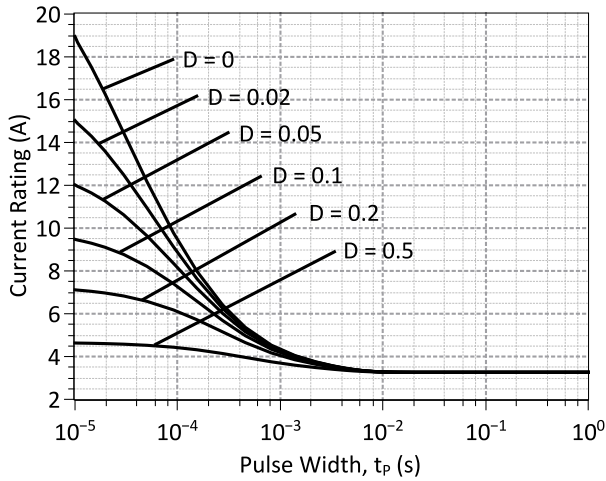


Figure 7: Current vs Pulse Duration Curves at  $T_C = 150\text{ }^\circ\text{C}$

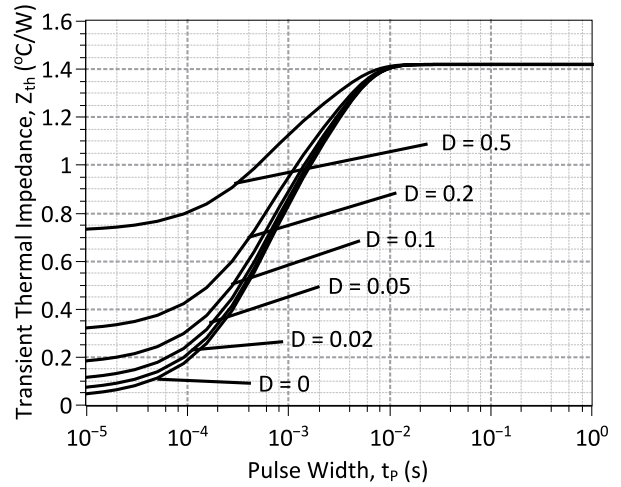
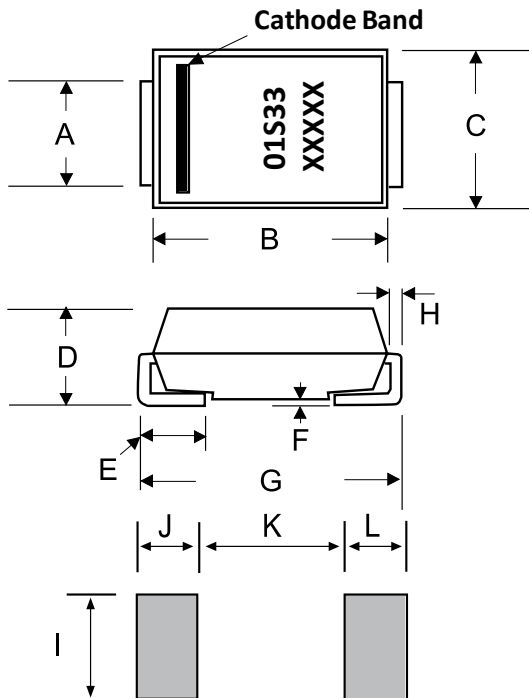


Figure 8: Transient Thermal Impedance

**Package Dimensions:**

**SMB / DO-214AA**

**PACKAGE OUTLINE**



Dimensions	Inches		Millimeters	
	Min	Max	Min	Max
A	0.077	0.086	1.950	2.200
B	0.160	0.180	4.060	4.570
C	0.130	0.155	3.300	3.940
D	0.084	0.096	2.130	2.440
E	0.030	0.060	0.760	1.520
F	-	0.008	-	0.203
G	0.205	0.220	5.210	5.590
H	0.006	0.012	0.152	0.305
I	0.089	-	2.260	-
J	0.085	-	2.160	-
K	-	0.107	-	2.740
L	0.085	-	2.160	-

**NOTE**

1. CONTROLLED DIMENSION IS INCH. DIMENSION IN BRACKET IS MILLIMETER.
2. DIMENSIONS DO NOT INCLUDE END FLASH, MOLD FLASH, MATERIAL PROTRUSIONS
3. CONTROLLED LEAD COPLANARITY <D> 0.004 INCH MAXIMUM

<b>Revision History</b>			
Date	Revision	Comments	Supersedes
2014/12/19	2	Updated Electrical Characteristics	
2014/08/26	1	Updated Electrical Characteristics	
2013/09/09	0	Initial Release	

Published by  
GeneSiC Semiconductor, Inc.  
43670 Trade Center Place Suite 155  
Dulles, VA 20166

GeneSiC Semiconductor, Inc. reserves right to make changes to the product specifications and data in this document without notice.

GeneSiC disclaims all and any warranty and liability arising out of use or application of any product. No license, express or implied to any intellectual property rights is granted by this document.

Unless otherwise expressly indicated, GeneSiC products are not designed, tested or authorized for use in life-saving, medical, aircraft navigation, communication, air traffic control and weapons systems, nor in applications where their failure may result in death, personal injury and/or property damage.

## SPICE Model Parameters

This is a secure document. Please copy this code from the SPICE model PDF file on our website ([http://www.genesicsemi.com/images/products\\_sic/rectifiers/GAP3SLT33-214\\_SPICE.pdf](http://www.genesicsemi.com/images/products_sic/rectifiers/GAP3SLT33-214_SPICE.pdf)) into LTSPICE (version 4) software for simulation of the GAP3SLT33-214.

```

*      MODEL OF GeneSiC Semiconductor Inc.
*
*      $Revision:   1.0           $
*      $Date:      09-SEP-2013   $
*
*      GeneSiC Semiconductor Inc.
*      43670 Trade Center Place Ste. 155
*      Dulles, VA 20166
*
*      COPYRIGHT (C) 2013 GeneSiC Semiconductor Inc.
*      ALL RIGHTS RESERVED
*
* These models are provided "AS IS, WHERE IS, AND WITH NO WARRANTY
* OF ANY KIND EITHER EXPRESSED OR IMPLIED, INCLUDING BUT NOT LIMITED
* TO ANY IMPLIED WARRANTIES OF MERCHANTABILITY AND FITNESS FOR A
* PARTICULAR PURPOSE."
* Models accurate up to 2 times rated drain current.
*
* Start of GAP3SLT33-214 SPICE Model
*
.SUBCKT GAP3SLT33 ANODE KATHODE
R1 ANODE INT R=((TEMP-24)*0.0535); Temperature Dependant Resistor
D1 INT KATHODE GAP3SLT33_25C; Call the 25C Diode Model
D2 ANODE KATHODE GAP3SLT33_PIN; Call the PiN Diode Model
.MODEL GAP3SLT33_25C D
+ IS      1.39E-14      RS      2.88
+ N       1.0120127    IKF     36.05007504
+ EG      1.2          XTI     -3
+ CJO     6.01E-11     VJ     0.924257443
+ M       0.3084545    FC     0.5
+ TT      1.00E-10     BV     3300
+ IBV     1.00E-03     VPK    3300
+ IAVE    3.00E-01     TYPE   SiC_Schottky
+ MFG     GeneSiC_Semiconductor
.MODEL GAP3SLT33_PIN D
+ IS      178.99E-18   RS      15
+ N       5           EG     3.23
+ XTI     50          FC     0.5
+ TT      0           BV     3300
+ IBV     1.00E-03    VPK    3300
+ IAVE    3.00E-01    TYPE   SiC_PiN
.ENDS
* End of GAP3SLT33-214 SPICE Model

```

## Данный компонент на территории Российской Федерации

### Вы можете приобрести в компании MosChip.

Для оперативного оформления запроса Вам необходимо перейти по данной ссылке:

<http://moschip.ru/get-element>

Вы можете разместить у нас заказ для любого Вашего проекта, будь то серийное производство или разработка единичного прибора.

В нашем ассортименте представлены ведущие мировые производители активных и пассивных электронных компонентов.

Нашей специализацией является поставка электронной компонентной базы двойного назначения, продукции таких производителей как XILINX, Intel (ex.ALTERA), Vicor, Microchip, Texas Instruments, Analog Devices, Mini-Circuits, Amphenol, Glenair.

Сотрудничество с глобальными дистрибьюторами электронных компонентов, предоставляет возможность заказывать и получать с международных складов практически любой перечень компонентов в оптимальные для Вас сроки.

На всех этапах разработки и производства наши партнеры могут получить квалифицированную поддержку опытных инженеров.

Система менеджмента качества компании отвечает требованиям в соответствии с ГОСТ Р ИСО 9001, ГОСТ РВ 0015-002 и ЭС РД 009

### Офис по работе с юридическими лицами:

105318, г.Москва, ул.Щербаковская д.3, офис 1107, 1118, ДЦ «Щербаковский»

Телефон: +7 495 668-12-70 (многоканальный)

Факс: +7 495 668-12-70 (доб.304)

E-mail: [info@moschip.ru](mailto:info@moschip.ru)

Skype отдела продаж:

moschip.ru

moschip.ru\_4

moschip.ru\_6

moschip.ru\_9