

9300-9400 Series/Surface Mount Reed Relays



Surface Mount Reed Relays

Ideally suited to the needs of Automated Test Equipment, Instrumentation and Telecommunications requirements, Coto's 9300 and 9400 Series specification tables allow you to select the appropriate relay for your particular application. If your requirements differ, please consult your local representative or Coto's Factory to discuss a custom design.

Series Features

- ◆ High Insulation Resistance - $10^{12} \Omega$ minimum ($10^{13} \Omega$ Typical)
- ◆ High reliability, hermetically sealed contacts for long life
- ◆ Molded thermoset body on integral lead frame design
- ◆ High speed switching compared to electromechanical relays

9300 Series

- ◆ Load switching (15 Watts) and high dielectric strength (500 VDC) between contacts
- ◆ Proven Reliable to switch telephone loads (48V, 100mA)

9400 Series

- ◆ Small surface mount package (0.225" x 0.550")
- ◆ Low capacitance (Contact to Shield - 1.1 pF typical)
- ◆ Coaxial shield for 50 Ω impedance. Excellent for RF and Fast Rise Time Pulse switching (up to 2.0 GHz)

Model 9300

Dimensions in Inches
(Millimeters)

Model 9400

Gull Wing²



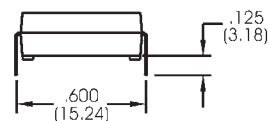
Gull Wing²

J-Lead²



J-Lead²

9301 End View



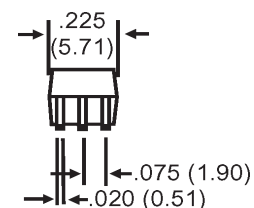
Radial

Ordering Information

Part Number	9XXX-XX-XX
Model Number	Lead Style
9301 9401 9402	00=Gull Wing
Coil Voltage	20=J-Lead
05=5 volts	30=Radial (9301 N/A)
12=12 volts	

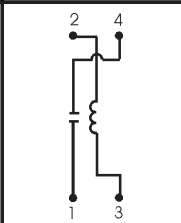
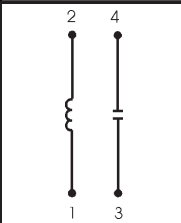
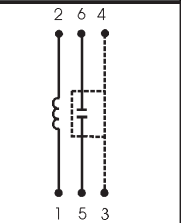


9401 End View
(J Lead Shown)



9402 End View
(J Lead Shown)

9300-9400 Series/Surface Mount Reed Relays

Model Number			9301	9401	9402
Parameters	Test Conditions	Units	1 Form A	1 Form A	1 Form A 50 Ω Coaxial
COIL SPECS.					
Nom. Coil Voltage		VDC	5 12	5 12	5 12
Max. Coil Voltage		VDC	6.5 15.0	6.2 15.0	6.2 15.0
Coil Resistance	+/- 10%, 25° C	Ω	350 1000	200 825	200 825
Operate Voltage	Must Operate by	VDC - Max.	3.75 9.0	3.75 9.0	3.75 9.0
Release Voltage	Must Release by	VDC - Min.	0.4 1.0	0.4 1.0	0.4 1.0
CONTACT RATINGS					
Switching Voltage	Max DC/Peak AC Resist.	Volts	200	200	200
Switching Current	Max DC/Peak AC Resist.	Amps	0.5	0.5	0.5
Carry Current	Max DC/Peak AC Resist.	Amps	1.5	1	1
Contact Rating	Max DC/Peak AC Resist.	Watts	15	10	10
Life Expectancy-Typical ¹	Signal Level 1.0V,10mA	x 10 ⁶ Ops.	250	250	250
Static Contact Resistance (max. init.)	50mV, 10mA	Ω	0.150	0.125	0.125
Dynamic Contact Resistance (max. init.)	0.5V, 50mA at 100 Hz, 1.5 msec	Ω	0.200	0.150	0.150
RELAY SPECIFICATIONS					
Insulation Resistance (minimum)	Between all Isolated Pins at 100V, 25°C, 40% RH	Ω	10 ¹²	10 ¹²	10 ¹²
Capacitance - Typical Across Open Contacts	No Shield	pF	0.7	0.2	-
	Shield Floating	pF	-	-	0.4
	Shield Guarding	pF	-	-	0.1
Open Contact to Coil	No Shield	pF	1.4	1.1	-
	Shield Floating	pF	-	-	1.1
	Shield Guarding	pF	-	-	0.1
Contact to Shield	Contacts Open, Shield Floating	pF	-	-	1.1
	Between Contacts	VDC/peak AC	500 ³	300	300
Dielectric Strength (minimum)	Contacts to Shield	VDC/peak AC	-	-	1500
	Contacts/Shield to Coil	VDC/peak AC	1500	1500	1500
Operate Time - including bounce - Typical	At Nominal Coil Voltage, 30 Hz Square Wave	msec.	0.40	0.40	0.40
Release Time - Typical	Zener-Diode Suppression ⁴	msec.	0.10	0.20	0.20
Top View: Dot stamped on top of relay refers to pin #1 location					

Notes:

- ¹Consult factory for life expectancy at other switching loads.
- ²Surface mount component processing temperature: 500°F / 260°C max for 1 minute dwell time. Temperature measured on leads where lead exits molded package.
- ³Higher dielectric strength available, consult factory.
- ⁴Consists of 56V Zener diode and 1N4148 diode in series, connected in parallel with coil.

Environmental Ratings:

Storage Temp: -35°C to +100°C;
 Operating Temp: -20°C to +85°C
 The operate and release voltage and the coil resistance are specified at 25°C. These values vary by approximately 0.4% / °C as the ambient temperature varies.
 Vibration: 20 G's to 2000 Hz; Shock: 50 G's

Данный компонент на территории Российской Федерации

Вы можете приобрести в компании MosChip.

Для оперативного оформления запроса Вам необходимо перейти по данной ссылке:

<http://moschip.ru/get-element>

Вы можете разместить у нас заказ для любого Вашего проекта, будь то серийное производство или разработка единичного прибора.

В нашем ассортименте представлены ведущие мировые производители активных и пассивных электронных компонентов.

Нашей специализацией является поставка электронной компонентной базы двойного назначения, продукции таких производителей как XILINX, Intel (ex.ALTERA), Vicor, Microchip, Texas Instruments, Analog Devices, Mini-Circuits, Amphenol, Glenair.

Сотрудничество с глобальными дистрибьюторами электронных компонентов, предоставляет возможность заказывать и получать с международных складов практически любой перечень компонентов в оптимальные для Вас сроки.

На всех этапах разработки и производства наши партнеры могут получить квалифицированную поддержку опытных инженеров.

Система менеджмента качества компании отвечает требованиям в соответствии с ГОСТ Р ИСО 9001, ГОСТ РВ 0015-002 и ЭС РД 009

Офис по работе с юридическими лицами:

105318, г.Москва, ул.Щербаковская д.3, офис 1107, 1118, ДЦ «Щербаковский»

Телефон: +7 495 668-12-70 (многоканальный)

Факс: +7 495 668-12-70 (доб.304)

E-mail: info@moschip.ru

Skype отдела продаж:

moschip.ru

moschip.ru_4

moschip.ru_6

moschip.ru_9