



## Wireless Duct Temperature Sensors

### General Description

The ALTA Wireless Duct Temperature Sensor uses an NTC thermistor with 8 ft lead wires to accurately measure temperatures in duct work, while maintaining a sealed environment. Can be easily installed and mounted for long-term use.

- Accurate to  $\pm 1^{\circ}\text{C}$  ( $\pm 1.8^{\circ}\text{F}$ )
- Increased accuracy by user calibration to  $\pm 0.25^{\circ}\text{C}$  ( $\pm 0.45^{\circ}\text{F}$ )
- Probe temperature range of  $-40^{\circ}\text{C}$  to  $+150^{\circ}\text{C}$  ( $-40^{\circ}\text{F}$  to  $+302^{\circ}\text{F}$ )
- 8 ft UL listed plenum cable

### Principle of Operation

The ALTA Wireless Duct Temperature Sensor outputs the ambient temperature in degrees Fahrenheit. It is programmed to sleep for a user-given time interval (heartbeat) and then wakeup, send power to the temperature probe, wait for temperature to stabilize, then transmit the temperature data to the gateway. To stay within the abilities of the processor, the temperature is computed off a data table provided by the manufacturer.

Industry leading 25 month NIST certified product included on leaded temperature sensors.

### Example Applications


- Air duct temperature monitoring
- HVAC operation & testing
- Data center monitoring
- Coolers & freezers
- Environmental monitoring
- Smart machines & smart structures
- Many additional applications

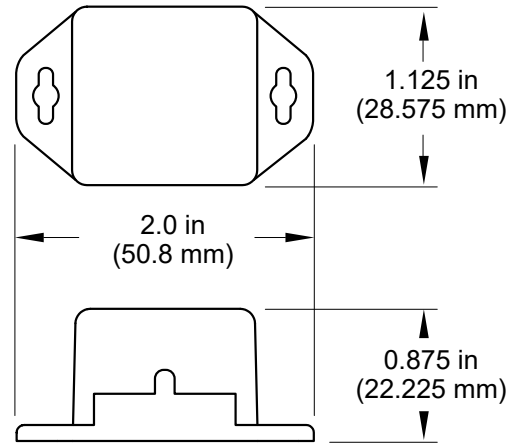
### Features of Monnit ALTA Sensors

- Wireless range of 1,200+ feet through 12+ walls \*
- Frequency-Hopping Spread Spectrum (FHSS)
- Improved interference immunity
- Improved power management for longer battery life \*\* (12+ years on AA batteries)
- Encrypt-RF<sup>®</sup> Security (Diffie-Hellman Key Exchange + AES-128 CBC for sensor data messages)
- Onboard data memory stores up to 512 readings per sensor:
  - 10-minute heartbeats = 3.5 days
  - 2-hour heartbeats = 42 days
- Over-the-air updates (future proof)
- Free iMonnit basic online wireless sensor monitoring and notification system to configure sensors, view data and set alerts via SMS text and email



- \* Actual range may vary depending on environment.
- \*\* Battery life is determined by sensor reporting frequency and other variables. Other power options are also available.

### Wireless Range Comparison



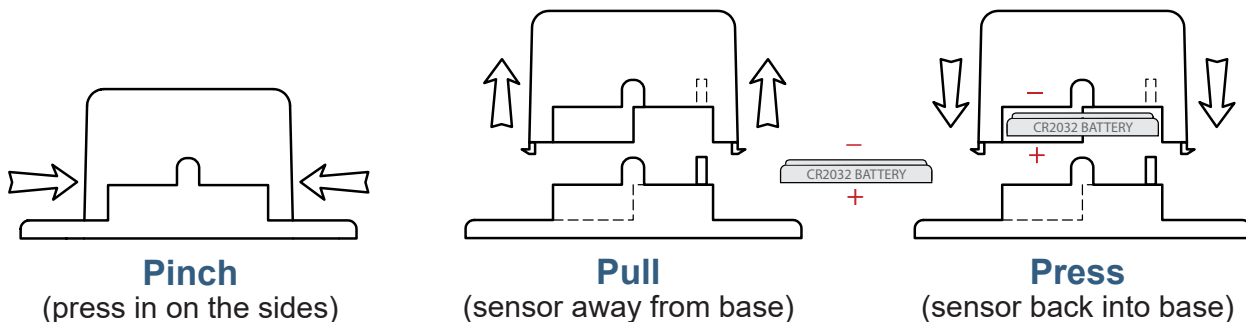


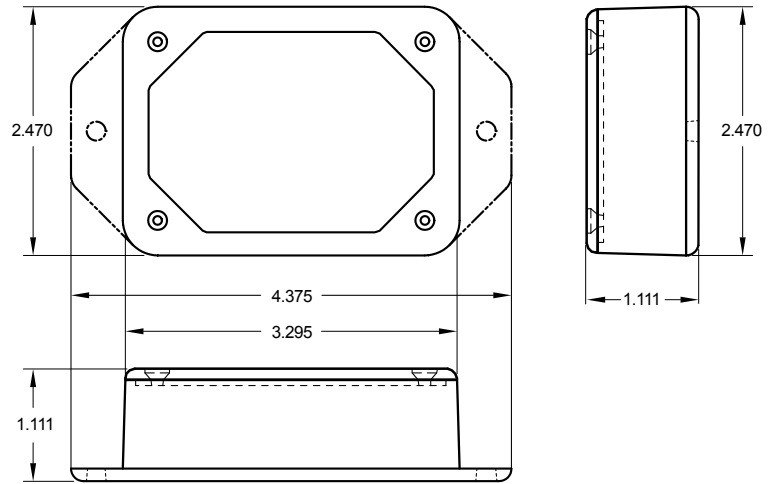
## ALTA Commercial Coin Cell Wireless Duct Temperature Sensor | Technical Specifications

|   |   |
|---|---|
| Supply voltage  | 2.0–3.8 VDC *   |
| Current consumption   | 0.2 $\mu$ A (sleep mode), 0.7 $\mu$ A (RTC sleep), 570 $\mu$ A (MCU idle), 2.5 mA (MCU active), 5.5 mA (radio RX mode), 22.6 mA (radio TX mode)   |
| Operating temperature range (board circuitry and coin cell) | -7°C to +60°C (20°F to +140°F)  |
| Optimal battery temperature range (coin cell)               | +10°C to +50°C (+50°F to +122°F)  |
| Thermistor temperature range (leaded thermistor)            | -40°C to +150°C (-40°F to +302°F)   |
| Accuracy @ 25°C   | +/- 1° C ( $\pm$ 1.8°F @ 77°F)  |
| User-calibrated accuracy                                    | +/- 0.25° C ( $\pm$ 0.45°F @ 77°F)  |
| Time constant @ 25°C  | 30 sec.   |
| Lead wire length  | 8 ft (96 in)  |
| Cable rating  | UL listed plenum cable  |
| Integrated memory   | Up to 512 sensor messages   |
| Wireless range  | 1,200+ ft non-line-of-sight   |
| Security  | Encrypt-RF® (256-bit key exchange and AES-128 CTR)  |
| Weight  | 0.7 ounces  |
| Certifications  | <div style="display: flex; align-items: center; gap: 10px;">   <span>Industry Canada</span> </div> 900 MHz product; FCC ID: ZTL-G2SC1 and IC: 9794A-G2SC1. 868 and 433 MHz product tested and found to comply with: EN 300 220-2 V3.1.1 (2017-02), EN 300 220-2 V3.1.1 (2017-02) and EN 60950 |



\* Hardware cannot withstand negative voltage. Please take care when connecting a power device.

## PinchPower™ Enclosures





## ALTA Commercial AA Wireless Duct Temperature Sensor | Technical Specifications

|   |   |
|---|---|
| Supply voltage  | 2.0–3.8 VDC (3.0–3.8 VDC using power supply) *  |
| Current consumption   | 0.2 $\mu$ A (sleep mode), 0.7 $\mu$ A (RTC sleep), 570 $\mu$ A (MCU idle), 2.5 mA (MCU active), 5.5 mA (radio RX mode), 22.6 mA (radio TX mode)   |
| Operating temperature range (board circuitry and batteries) | -18°C to 55°C (0°F to 130°F) using alkaline<br>-40°C to 85°C (-40°F to 185°F) using lithium   |
| Optimal battery temperature range (AA)                      | +10°C to +50°C (+50°F to +122°F)  |
| Thermistor temperature range (leaded thermistor)            | -40°C to +150°C (-40°F to +302°F)   |
| Accuracy @ 25°C   | +/- 1° C ( $\pm$ 1.8°F @ 77°F)  |
| User-calibrated accuracy                                    | +/- 0.25° C ( $\pm$ 0.45°F @ 77°F)  |
| Time constant @ 25°C  | 30 sec.   |
| Lead wire length  | 8 ft (96 in)  |
| Cable rating  | UL listed plenum cable  |
| Integrated memory   | Up to 512 sensor messages   |
| Wireless range  | 1,200+ ft non-line-of-sight   |
| Security  | Encrypt-RF® (256-bit key exchange and AES-128 CTR)  |
| Weight  | 3.7 ounces  |
| Certifications  | <div style="display: flex; align-items: center; gap: 10px;">   <span>Industry Canada</span> </div> 900 MHz product; FCC ID: ZTL-G2SC1 and IC: 9794A-G2SC1. 868 and 433 MHz product tested and found to comply with: EN 300 220-2 V3.1.1 (2017-02), EN 300 220-2 V3.1.1 (2017-02) and EN 60950 |

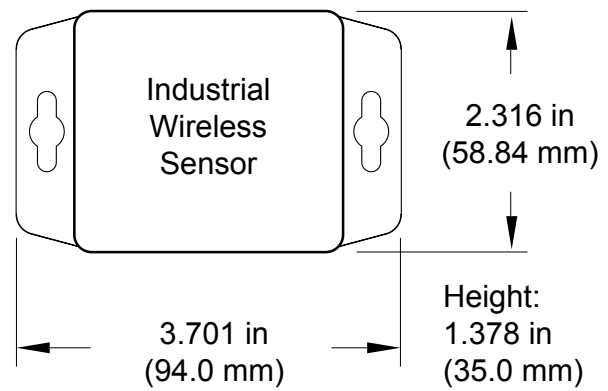
\* Hardware cannot withstand negative voltage. Please take care when connecting a power device.

## Power Options



The standard version of this sensor is powered by two replaceable 1.5 V AA sized batteries (included with purchase).

This sensor is also available with a line power option. The line powered version of this sensor has a barrel power connector allowing it to be powered by a standard 3.0–3.6 V power supply. The line powered version also uses two standard 1.5 V AA batteries as backup for uninterrupted operation in the event of line power outage.

Power options must be selected at time of purchase, as the internal hardware of the sensor must be changed to support the selected power requirements.



## ALTA Industrial Wireless Duct Temperature Sensor | Technical Specifications

|   |   |   |
|---|---|---|
| Supply voltage  | 2.0–3.8 VDC (3.0–3.8 VDC using power supply) *  |   |
| Current consumption                                       | 0.2 $\mu$ A (sleep mode), 0.7 $\mu$ A (RTC sleep), 570 $\mu$ A (MCU idle), 2.5 mA (MCU active), 5.5 mA (radio RX mode), 22.6 mA (radio TX mode)   |   |
| Operating temperature range (board circuitry and battery) | -40°C to +85°C (-40°F to +185°F)  |   |
| Included battery  | Max temperature range   | -40° to +85°C (-40° to +185°F)                        |
|   | Capacity  | 1500 mAh  |
| Optional solar feature                                    | Solar panel   | 5VDC/30mA (53mm x 30mm)                               |
|   | Charging temperature range  | 0° to 45°C (32° to 113°F)                             |
|   | Max temperature range   | -20° to 60°C (-4° to 140°F)                           |
|   | Included rechargeable battery   | 600 mAh/>2000 charge cycles (80% of initial capacity) |
|   | Solar efficiency  | Optimized for high and low-light operation **         |
|   | Charging Efficiency   | 40% **  |
|   | Luminous Sustainability   | 250 LUX **  |
| Thermistor temperature range (leaded thermistor)          | -40°C to +150°C (-40°F to +302°F)   |   |
| Accuracy @ 25°C   | +/- 1° C ( $\pm$ 1.8°F @ 77°F)  |   |
| User-calibrated accuracy                                  | +/- 0.25° C ( $\pm$ 0.45°F @ 77°F)  |   |
| Time constant @ 25°C                                      | 30 sec.   |   |
| Lead wire length  | 8 ft (96 in)  |   |
| Cable rating  | UL listed plenum cable  |   |
| Integrated memory   | Up to 512 sensor messages   |   |
| Wireless range  | 1,200+ ft non-line-of-sight   |   |
| Security  | Encrypt-RF® (256-bit key exchange and AES-128 CTR)  |   |
| Weight  | 4.7 ounces  |   |
| Enclosure rating  | NEMA 1, 2, 4, 4x, 12 and 13 rated, sealed and weather proof   |   |
| UL rating   | UL Listed to UL508-4x specifications (File E194432)   |   |
| Certifications  | <div style="display: flex; align-items: center; gap: 10px;">   <span>Industry Canada</span> </div> 900 MHz product; FCC ID: ZTL-G2SC1 and IC: 9794A-G2SC1. 868 and 433 MHz product tested and found to comply with: EN 300 220-2 V3.1.1 (2017-02), EN 300 220-2 V3.1.1 (2017-02) and EN 60950 |   |

\* Hardware cannot withstand negative voltage. Please take care when connecting a power device.

\*\* Solar feature's energy harvesting circuitry works indoors with low light.

\*\*\* Light present 25% of day yields 125% of operating power to support 10-minute heartbeats.

## Commercial Grade Sensors

Monnit commercial grade sensors are designed for applications in ordinary environments (normal room temperature, humidity and atmospheric pressure). Do not use these sensors under the following conditions as these factors can deteriorate the product characteristics and cause failures and burnout.

- Corrosive gas or deoxidizing gas: chlorine gas, hydrogen sulfide gas, ammonia gas, sulfuric acid gas, nitric oxides gas, etc.
- Volatile or flammable gas
- Dusty conditions
- Low-pressure or high-pressure environments
- Wet or excessively humid locations
- Places with salt water, oils chemical liquids or organic solvents
- Where there are excessively strong vibrations
- Other places where similar hazardous conditions exist

Use these products within the specified temperature range. Higher temperature may cause deterioration of the characteristics or the material quality.

## Industrial Grade Sensors | Type 1, 2, 4, 4X, 12 and 13 NEMA Rated Enclosure

Monnit's Industrial sensors are enclosed in reliable, weatherproof NEMA-rated enclosures. Our NEMA-rated enclosures are constructed for both indoor or outdoor use and protect the sensor circuitry against the ingress of solid foreign objects like dust as well as the damaging effects of water (rain, sleet, snow, splashing water, and hose-directed water).

- Safe from falling dirt
- Protects against wind-blown dust
- Protects against rain, sleet, snow, splashing water, and hose-directed water
- Increased level of corrosion resistance
- Will remain undamaged by ice formation on the enclosure



For more information about our products or to place an order, please contact our sales department at 801-561-5555.

Visit us on the web at [www.monnit.com](http://www.monnit.com).

Monnit Corporation  
3400 South West Temple  
Salt Lake City, UT 84115  
801-561-5555  
[www.monnit.com](http://www.monnit.com)

## Данный компонент на территории Российской Федерации

### Вы можете приобрести в компании MosChip.

Для оперативного оформления запроса Вам необходимо перейти по данной ссылке:

<http://moschip.ru/get-element>

Вы можете разместить у нас заказ для любого Вашего проекта, будь то серийное производство или разработка единичного прибора.

В нашем ассортименте представлены ведущие мировые производители активных и пассивных электронных компонентов.

Нашей специализацией является поставка электронной компонентной базы двойного назначения, продукции таких производителей как XILINX, Intel (ex.ALTERA), Vicor, Microchip, Texas Instruments, Analog Devices, Mini-Circuits, Amphenol, Glenair.

Сотрудничество с глобальными дистрибьюторами электронных компонентов, предоставляет возможность заказывать и получать с международных складов практически любой перечень компонентов в оптимальные для Вас сроки.

На всех этапах разработки и производства наши партнеры могут получить квалифицированную поддержку опытных инженеров.

Система менеджмента качества компании отвечает требованиям в соответствии с ГОСТ Р ИСО 9001, ГОСТ РВ 0015-002 и ЭС РД 009

### Офис по работе с юридическими лицами:

105318, г.Москва, ул.Щербаковская д.3, офис 1107, 1118, ДЦ «Щербаковский»

Телефон: +7 495 668-12-70 (многоканальный)

Факс: +7 495 668-12-70 (доб.304)

E-mail: [info@moschip.ru](mailto:info@moschip.ru)

Skype отдела продаж:

moschip.ru

moschip.ru\_4

moschip.ru\_6

moschip.ru\_9