


SCB/SCC Series, Specification Grade Discrete Plug-in, Time Delay Relay



Product Facts

- On-Delay, Off-Delay and Interval timing modes
- 13 timing ranges from 0.1 sec. to 60 min.
- 10A DPDT output contacts
- Knob, fixed or external timing adjustment.
- Rated for pilot duty
- Premium components
- File 3520, File E60363, File LR51332, File E60363 (SCC only)



Timing Specifications

Timing Modes — On-Delay, Off-Delay and Interval
Timing Ranges — 6 to 180 cycles; 0.1 to 3 / 0.1 to 10 / 0.33 to 10 / 1 to 30 / 4 to 120 sec.; 0.33 to 10 / 1 to 30 / 2 to 60 min.; 0.33 to 10 hr. (All are +5%, -0% of maximum values).

Timing Adjustment — Knob or fixed time (internal fixed resistor) — all models; customer supplied external potentiometer or resistor — On-Delay and Interval models only.

Accuracy — Repeat Accuracy — ±0.5% ±0.004 sec. Overall Accuracy — ±2% max.

Reset Time — 25 ms.

Relay Operate Time — Off-Delay mode — 30 ms; Interval mode — 20 ms..

Relay Release Time — On-Delay mode only — 15 ms.

Users should thoroughly review the technical data before selecting a product part number. It is recommended that user also seek out the pertinent approvals files of the agencies/laboratories and review them to ensure the product meets the requirements for a given application.

Contact Data @ 25°C

Arrangements — 2 Form C (DPDT)
Rating — 10A @ 28VDC or 120VAC, resistive; 1/3 HP @ 120/240VAC; 345VA. Same polarity.

Expected Mechanical Life — 10 million operations

Expected Electrical Life — 500,000 operations, min., at rated resistive load

Initial Dielectric Strength — Between Terminals and Case — 1,000VAC plus twice the nominal voltage for one minute.

Input Data @ 25°C

Voltage — See Ordering Information section for details.

Power Requirement — 3W, max.

Transient Protection: Non-repetitive transients of the following magnitudes will not cause spurious operation of affect function and accuracy.

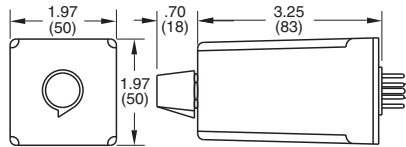
Operating Voltage	<0.1 ms	<1 ms
All except 12 & 24	3,000V	2,500
12 & 24	Consult Factory	

Environmental Data

Temperature Range — Storage — SCB and SCC — -40°C to +85°C Operating — SCB: -30°C to +65°C; SCC: -30°C to +50°C

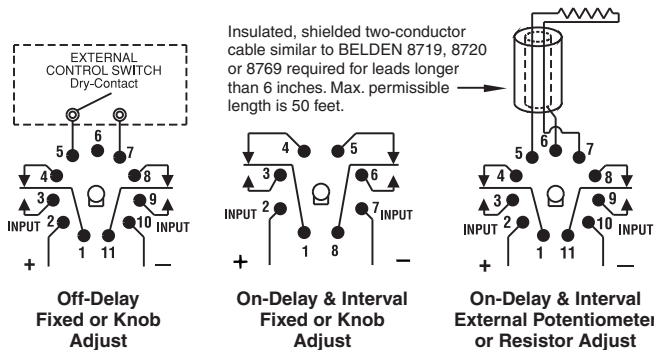
Mechanical Data

Mounting/Termination — SCB — UL recognized. Optional 8- or 11-pin octal-type sockets may be ordered separately. SCC — 8- or 11-pin octal type sockets supplied with timer. (Must be used to qualify as "UL Listed" device.)
Weight — SCB: 5.3 oz. (149g) approx.; SCC: 7.5 oz. (210g) approx.



Outline Dimensions

Wiring Diagrams (Bottom Views)



Ordering Information (All "X's" must be included to complete part number)

SCB	RX	01	2XX	A	A	XA
Series SCB Discrete Industrial Timer		Operating Mode 01 = On-Delay 02 = Off-Delay 03 = Interval	Output 2XX = DPDT Relay		Timing Range A = 0.1 to 3 sec. B = 0.5 to 15 sec. C = 1 to 30 sec. D = 2 to 60 sec. E = 4 to 120 sec. F = 6 to 180 sec. G = 10 to 300 sec. I = 2 to 60 min. K = 3 to 180 cycles L = 0.33 to 10 min. M = 0.5 to 15 min. N = 1 to 30 min. P = 0.1 to 10 min.	Timing Adjustment XA = Knob Adjust XB = External Potentiometer or resistor (Operating modes 1 and 3 only). XF = Fixed Times —Specify time delay in seconds per the following examples: XF9.000 = 9 sec. XF99.00 = 99 sec. XF999.0 = 9999 sec. XF1000 = 1000 sec.
Mounting Series SCB RX = 8- or 11-pin socket (order separately)				Operating Voltage (+10%, -15%) A = 120VAC, 50/60 Hz. / 120VDC B = 240VAC, 50/60 Hz. / 24VDC E = 24VAC, 50/60 Hz. / 24VDC F = 48VAC, 50/60 Hz. / 48VDC Q = 12VDC		
Mounting Series SCC LA = 8-pin socket p/n BCSA08SC for operating mode 01 or 03 with knob adjust or fixed time. LC = 11-pin socket p/n BCSA11SC for operating mode 02; or 01 or 03 with external potentiometer or resistor.						

BELDEN is a trademark of Belden Technologies, Inc.

Authorized distributors are likely to stock the following:

None at present.

Данный компонент на территории Российской Федерации

Вы можете приобрести в компании MosChip.

Для оперативного оформления запроса Вам необходимо перейти по данной ссылке:

<http://moschip.ru/get-element>

Вы можете разместить у нас заказ для любого Вашего проекта, будь то серийное производство или разработка единичного прибора.

В нашем ассортименте представлены ведущие мировые производители активных и пассивных электронных компонентов.

Нашей специализацией является поставка электронной компонентной базы двойного назначения, продукции таких производителей как XILINX, Intel (ex.ALTERA), Vicor, Microchip, Texas Instruments, Analog Devices, Mini-Circuits, Amphenol, Glenair.

Сотрудничество с глобальными дистрибьюторами электронных компонентов, предоставляет возможность заказывать и получать с международных складов практически любой перечень компонентов в оптимальные для Вас сроки.

На всех этапах разработки и производства наши партнеры могут получить квалифицированную поддержку опытных инженеров.

Система менеджмента качества компании отвечает требованиям в соответствии с ГОСТ Р ИСО 9001, ГОСТ РВ 0015-002 и ЭС РД 009

Офис по работе с юридическими лицами:

105318, г.Москва, ул.Щербаковская д.3, офис 1107, 1118, ДЦ «Щербаковский»

Телефон: +7 495 668-12-70 (многоканальный)

Факс: +7 495 668-12-70 (доб.304)

E-mail: info@moschip.ru

Skype отдела продаж:

moschip.ru

moschip.ru_4

moschip.ru_6

moschip.ru_9