

Miniature Power PCB RYII & RYII Reflow Solderable

- 1 pole 8A, 1 form C (CO) or 1 form A (NO) or 1 form B (NC) contact
- Low component height 12.3mm
- 5kV/8mm coil-contact
- Reinforced insulation (protection class II)
- Pinnings: 3.2mm and 5mm
- Reflow-solderable version
- Especially suitable for resistive and inductive loads on form A (NO) and form B (NC) contacts
- Plastic materials according to IEC 60335-1 (domestic appliances)

Typical applications
heating control, interface technology, domestic appliances, timers, temperature control



F0142-E



Approvals

VDE Cert. No. 40009639, UL E214025
Technical data of approved types on request

Contact Data

| | |
|---|---|
| Contact arrangement | 1 form C (CO) or 1 form A (NO) or 1 form B (NC) |
| Rated voltage | 250VAC |
| Max. switching voltage | 400VAC |
| Rated current | 8A |
| Breaking capacity max. | 2000VA |
| Contact material | AgNi0.15, AgSnO ₂ |
| Frequency of operation, with/without load | 6/1200min ⁻¹ |
| Operate/release time max. | 9/5ms |
| Bounce time max., form A/form B | 6/10ms |

Contact ratings

| Type | Contact | Load | Cycles |
|-------------------------------|-------------|------------------------------------|---------------------|
| IEC61810 | | | |
| RY531 | A (NO) | 8A, 250VAC, 70°C | 100x10 ³ |
| RY211 | A (NO) | 8A, 250VAC, 70°C | 75x10 ³ |
| RY211 | B (NC) | 8A, 250VAC, 70°C | 50x10 ³ |
| UL508 | | | |
| RY211 | A/B (NO/NC) | 10A, 250VAC, general purpose, 70°C | 30x10 ³ |
| RY211 | A (NO) | 1/2hp, 240VAC, 85°C | 30x10 ³ |
| RY211 | A/B (NO/NC) | B300, 70°C | 6x10 ³ |
| EN60730-1 | | | |
| RY211 | A/B (NO/NC) | 6(4)A, 250VAC, 85°C | 100x10 ³ |
| RY211 | A (NO) | 8(4)A, 250VAC, 75°C | 100x10 ³ |
| Mechanical endurance, DC coil | | 30x10 ⁶ operations | |

Coil Data

| | |
|----------------------------|------------|
| Coil voltage range | 5 to 60VDC |
| Operative range, IEC 61810 | 2 |

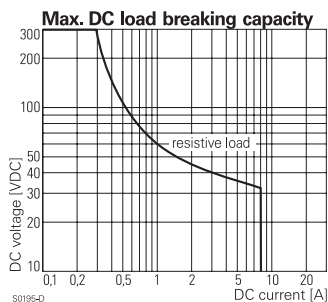
Coil versions, DC coil

| Coil code | Rated voltage VDC | Operate voltage VDC | Release voltage VDC | Coil resistance Ω±10% | Rated power mW |
|-----------|-------------------|---------------------|---------------------|-----------------------|----------------|
| 005 | 5 | 3.5 | 0.5 | 112 | 223 |
| 006 | 6 | 4.2 | 0.6 | 162 | 222 |
| 009 | 9 | 6.3 | 0.9 | 320 | 253 |
| 012 | 12 | 8.4 | 1.2 | 627 | 230 |
| 024 | 24 | 16.8 | 2.4 | 2350 | 245 |
| 048 | 48 | 33.6 | 4.8 | 9391 | 245 |
| 060 | 60 | 42.0 | 6.0 | 14000 | 257 |

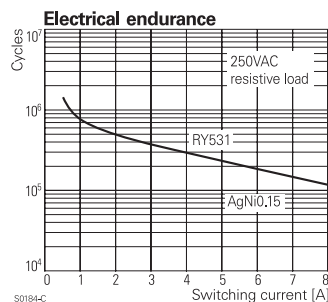
All figures are given for coil without pre-energization, at ambient temperature +23°C
Other coil voltages on request



S0208-E



S0195-D



S0194-C

Insulation Data

| | |
|------------------------------------|----------------------|
| Initial dielectric strength | |
| between open contacts | 1000V _{rms} |
| between contact and coil | 5000V _{rms} |
| Clearance/creepage | |
| between contact and coil | ≥8/8mm |
| Material group of insulation parts | IIIa |
| Tracking index of relay base | PTI250 |
| reflow-solderable version | PTI175 |

Miniature Power PCB RYII & RYII Reflow Solderable (Continued)

Other Data

Material compliance: EU RoHS/ELV, China RoHS, REACH, Halogen content refer to the Product Compliance Support Center at www.te.com/customersupport/rohssupportcenter

| | |
|---|---|
| Ambient temperature | -40 to +70°C +85°C at 6A |
| Category of environmental protection IEC 61810 | RTII - flux proof RTIII - wash tight ¹⁾ |
| Vibration resistance (functional), form A (NO)/form B (NC) | 20/5g |
| Shock resistance (functional) form A (NO)/form B (NC) | 20/5g |
| Shock resistance (destructive) | 100g |
| Terminal type | PCB-THT, PCB-THR |
| Weight | 8g |
| Resistance to soldering heat THT IEC 60068-2-20 | RTII : 270°C/10s RTIII : 260°C/5s |
| Resistance to soldering heat THR IEC 60068-2-58 | 250°C, no infrared heating allowed |
| Packaging/unit standard version | tube/20 pcs., box/500 pcs. |
| reflow version | reel/280 pcs. box/1120 pcs. (4 reels) |

¹⁾ not available as reflow-solderable version

Accessories

For details see datasheet [Accessories Miniature PCB Relay RY](#)

PCB layout / terminal assignment

Bottom view on solder pins

1 form C (CO) contact, 3.2mm

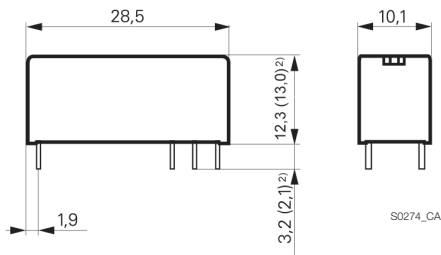


1 form A (NO), 1 form B (NC) contact 5mm



Dimensions

Pinning 3.2mm



Pinning 5mm



²⁾ Values in brackets are valid for reflow-solderable version

Miniature Power PCB RYII & RYII Reflow Solderable (Continued)

Soldering profile for reflow-solderable version



Tape dimensions



Reel dimensions



Product code structure

Typical product code **RY 6 1 1 012**

Type

RY Miniature Power PCB RYII & RYII reflow solderable

Version

- 2** pinning 3.2mm, flux proof
- 5** pinning 5mm, flux proof
- 6** pinning 3.2mm, wash tight ²⁾
- A** pinning 5mm, wash tight ²⁾

Contact arrangement

- 1** 1 form C (1 CO), pinning 3.2mm
- 3** 1 form A (1 NO), pinning 5mm
- 5** 1 form B (1 NC), pinning 5mm

Contact material

- 1** AgNi 0.15
- 3** AgSnO₂
- 2** AgNi 0.15 gold plated

Coil

Coil code: please refer to coil versions table

Version

- Blank** Standard version
- R** reflow-solderable

²⁾ not available as reflow-solderable version

Miniature Power PCB RYII & RYII Reflow Solderable (Continued)

| Product code | Version | Contacts | Contact material | Coil | Part number |
|--------------|------------------------------|---------------------------|--------------------------|-----------|-------------|
| RY211005 | Pinning 3.2 mm flux proof | 1 form C, 1 CO contact | AgNi 0.15 | 5VDC | 4-1393224-2 |
| RY211012 | | | | 12VDC | 4-1393224-6 |
| RY211024 | | | | 24VDC | 4-1393224-9 |
| RY211048 | | | | 48VDC | 5-1393224-1 |
| RY212005 | | | AgNi 0.15 gold plated | 5VDC | 5-1393224-2 |
| RY212012 | | | | 12VDC | 5-1393224-5 |
| RY212024 | | | | 24VDC | 5-1393224-8 |
| RY212048 | | | | 48VDC | 5-1393224-9 |
| RY213005 | | | AgSnO ₂ | 5VDC | 6-1393224-0 |
| RY213012 | | | | 12VDC | 6-1393224-1 |
| RY213024 | | | | 24VDC | 6-1393224-2 |
| RY213048 | | | | 48VDC | 6-1393224-3 |
| RY531005 | Pinning 5 mm flux proof | 1 form A, 1 NO contact | AgNi 0.15 | 5VDC | 7-1393224-6 |
| RY531012 | | | | 12VDC | 7-1393224-9 |
| RY531024 | | | | 24VDC | 8-1393224-2 |
| RY531048 | | | | 48VDC | 8-1393224-3 |
| RY532012 | | | AgNi 0.15 gold plated | 12VDC | 8-1393224-4 |
| RY532024 | | | | 24VDC | 8-1393224-5 |
| RY533012 | | | AgSnO ₂ | 12VDC | 8-1393224-8 |
| RY533024 | | | | 24VDC | 8-1393224-9 |
| RY533048 | | | | 48VDC | 9-1393224-0 |
| RY611005 | Pinning 3.2 mm wash tight | 1 form C, 1 CO contact | AgNi 0.15 | 5VDC | 1-1393225-7 |
| RY611012 | | | | 12VDC | 1-1393225-9 |
| RY611024 | | | | 24VDC | 2-1393225-1 |
| RY611048 | | | | 48VDC | 2-1393225-2 |
| RY612005 | | | AgNi 0.15 gold plated | 5VDC | 2-1393225-3 |
| RY612012 | | | | 12VDC | 2-1393225-6 |
| RY612024 | | | | 24VDC | 2-1393225-9 |
| RY612048 | | | | 48VDC | 3-1393225-0 |
| RY613005 | | | AgSnO ₂ | 5VDC | 5-1419136-2 |
| RY613012 | | | | 12VDC | 3-1393225-1 |
| RY613024 | | | | 24VDC | 3-1393225-3 |
| RY613048 | | | | 48VDC | 3-1393225-4 |
| RY631024 | | 1 form A, | AgNi 0.15 | 24VDC | 4-1415400-1 |
| RYA31005 | Pinning 5 mm wash tight | 1 NO contact | | 5VDC | 1393224-7 |
| RYA31012 | | | 12VDC | 1393224-9 | |
| RYA31024 | | | | 24VDC | 1-1393224-2 |
| RYA31048 | | | | 48VDC | 1-1393224-3 |
| RYA32005 | | | AgNi 0.15 gold plated | 5VDC | 1-1393224-4 |
| RYA32012 | | | | 12VDC | 1-1393224-6 |
| RYA32024 | | | | 24VDC | 1-1393224-8 |
| RYA33005 | | | AgSnO ₂ | 5VDC | 1-1393224-9 |
| RYA33024 | | | | 24VDC | 2-1393224-1 |

| Product code | Version | Contacts | Contact material | Coil | Part number |
|--------------|--|---------------------------|------------------|-------|-------------|
| RY211005R | pinning 3.2mm flux proof reflow solderable | 1 form C, 1 CO contact | AgNi 0.15 | 5VDC | 1-1956170-2 |
| RY211012R | | | | 12VDC | 1-1956170-6 |
| RY211024R | | | | 24VDC | 1956164-1 |
| RY531005R | pinning 5.0mm flux proof reflow solderable | 1 form A, 1 NO contact | | 5VDC | 1-1956171-1 |
| RY531012R | | | | 12VDC | 1-1956171-4 |
| RY531024R | | | | 24VDC | 1-1956171-7 |

Данный компонент на территории Российской Федерации

Вы можете приобрести в компании MosChip.

Для оперативного оформления запроса Вам необходимо перейти по данной ссылке:

<http://moschip.ru/get-element>

Вы можете разместить у нас заказ для любого Вашего проекта, будь то серийное производство или разработка единичного прибора.

В нашем ассортименте представлены ведущие мировые производители активных и пассивных электронных компонентов.

Нашей специализацией является поставка электронной компонентной базы двойного назначения, продукции таких производителей как XILINX, Intel (ex.ALTERA), Vicor, Microchip, Texas Instruments, Analog Devices, Mini-Circuits, Amphenol, Glenair.

Сотрудничество с глобальными дистрибьюторами электронных компонентов, предоставляет возможность заказывать и получать с международных складов практически любой перечень компонентов в оптимальные для Вас сроки.

На всех этапах разработки и производства наши партнеры могут получить квалифицированную поддержку опытных инженеров.

Система менеджмента качества компании отвечает требованиям в соответствии с ГОСТ Р ИСО 9001, ГОСТ РВ 0015-002 и ЭС РД 009

Офис по работе с юридическими лицами:

105318, г.Москва, ул.Щербаковская д.3, офис 1107, 1118, ДЦ «Щербаковский»

Телефон: +7 495 668-12-70 (многоканальный)

Факс: +7 495 668-12-70 (доб.304)

E-mail: info@moschip.ru

Skype отдела продаж:

moschip.ru

moschip.ru_4

moschip.ru_6

moschip.ru_9