


ezPyro™ I²C Pyroelectric Infrared Broadband Sensors (SMD)

Introduction

The ezPyro range of thin film digital pyroelectric IR sensors combines high quality sensors with a high level of configurable electronic integration in a small SMD package. High sensitivity combined with fast response times ensure rapid and accurate detection of target gases. These sensors integrate a digital, current mode read-out that enables lower IR-emitter duty cycles, thereby saving significantly on system level power consumption, while maintaining high SNR. Programmable gain and filtering offer maximum flexibility in system design. Industry standard I²C communication enables plug-and-play connectivity to microcontrollers and allows easy tuning and calibration. ezPyro sensors are very stable over time ensuring a long and maintenance-free operational lifespan. Various optical filter options are available.



To make it easier for customers to use their own optical bandpass filters Pyreos provides sensors with either a 2.5-6 μm or 6-14 μm broadband filter. Optical bandpass filters can be applied in front of these broadband filters.

Sensor Characteristics

| | |
|-------------------------|--------------------------------|
| Filter aperture | d = 1.65 mm |
| Element size | 0.64 x 0.64 mm ² |
| SMD Package | 5.65 x 3.7 x 1.55 mm |
| D* (typ.) ¹ | 2.5 x 10 ⁸ cm√Hz/ W |
| NEP (typ.) ¹ | 2.7 x 10 ⁻¹⁰ W/√Hz |
| Time Constant | ~10ms (10-20 Hz peak) |
| Field of View | ~90° |

Electrical Characteristics

| | |
|-----------------------|-----------------------------------|
| Supply voltage | 1.75 to 3.6 V |
| Supply current (typ.) | 1 to 23 μA |
| Digital I/O | I ² C (FM+ compatible) |
| ADC | 15bit ΔΣ ADC @1ksp |
| Operating Temperature | -40 to +85 °C |
| Storage Temperature | -40 to +110 °C |

| | |
|-----------------|--|
| Sensor read-out | Current mode |
| Configurable | Gain / digital filtering / sampling rate / power modes |

1) Measured without filter @ 500K, 10 Hz, room temperature

Order Information

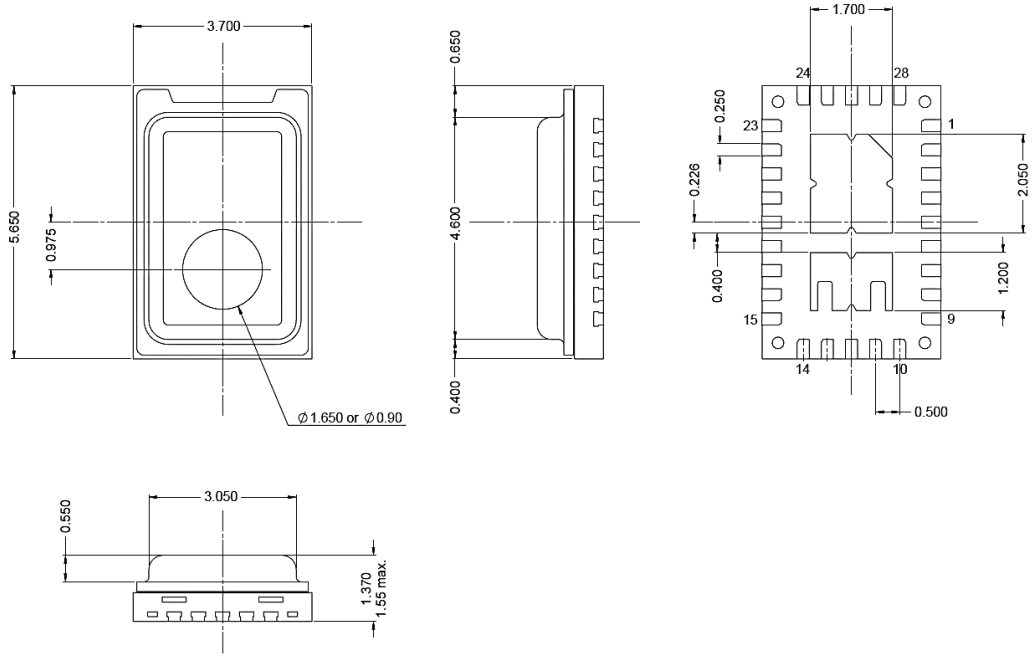
| Part Number | Filter | Filter Bandwidth |
|-------------|------------------|------------------|
| ePY12121 | 2.2 μm Long Pass | 2.5 - 6 μm |
| ePY12111 | 5.0 μm Long Pass | 5 - 14 μm |

| Ordering Code | Description |
|---------------|-------------------------------|
| ePYxxxx-R7 | 800 pcs on 7" tape and reel |
| ePYxxxx-R13 | 4000 pcs on 13" tape and reel |
| ePYxxxx | bulk |
| ePYxxxx-B1 | Sensor on a breakout PCB |

For more information contact: sales@pyreos.com

Please note: the information contained in this document is subject to change without further notification. Pyreos reserves the right to alter the performance and any resulting specification. Pyreos may choose not to supply any engineering sample devices as a commercial product. No responsibility is accepted for any consequential loss incurred. Pyreos Ltd, SMC, Alexander Crum Brown Road, Edinburgh EH9 3FF, UK. Tel: +441316507009, www.pyreos.com

Package Information



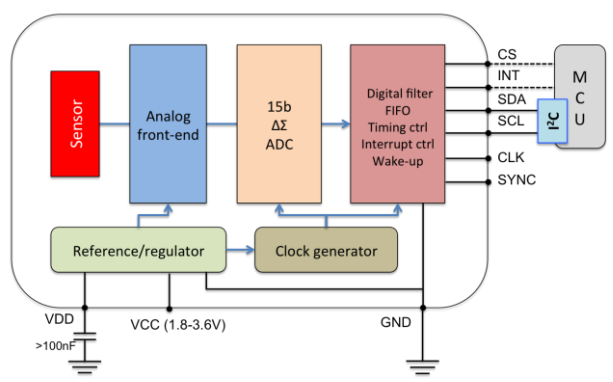
Signal Filtering & Power Modes

| Power Mode (base sample rate) | High Pass Filter – Analog (Hz) | | | | | Fixed Analog Low Pass Filter (Hz) | Fixed Digital Low Pass Filter (Hz) | Digital Low Pass Filter (Hz) | | | | Max ADC Sampling Rate (sps) |
|-------------------------------|--------------------------------|------|------|------|-----|-----------------------------------|------------------------------------|------------------------------|----|-----|------|-----------------------------|
| | Off | 1 | 2 | 4 | 8 | | | 180 | 90 | 45 | 22.5 | |
| Normal Power Mode | Off | 1 | 2 | 4 | 8 | 600 | 250 | 180 | 90 | 45 | 22.5 | 1000 |
| Low Power Mode | Off | 0.17 | 0.33 | 0.66 | 1.3 | 100 | 42 | 30 | 15 | 7.5 | 3.75 | 166 |

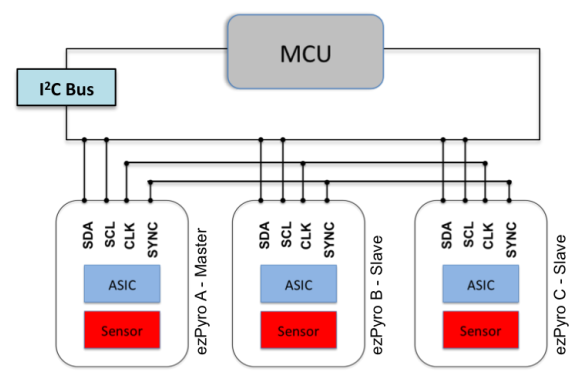
| | Mode | Description | Typical Current Consumption (1.8 V, room temperature) |
|-------------------|-----------------------|--|---|
| Power consumption | Normal Power Mode | Normal power consumption, 1 kHz max. sample rate | 22 μ A |
| | Low Power Mode | Low power consumption, 166 Hz max. sample rate | 3.5 μ A |
| Operational state | Normal Operation Mode | Sensor signal readout over I ² C | 22 μ A |
| | Sleep Mode | Hardware interrupt on infrared trigger | 21 μ A (Normal), 3.5 μ A (Low) |
| | Power Down Mode | Sensor is disabled | 1.1 μ A |

Circuit Diagrams

Single Device Block Diagram

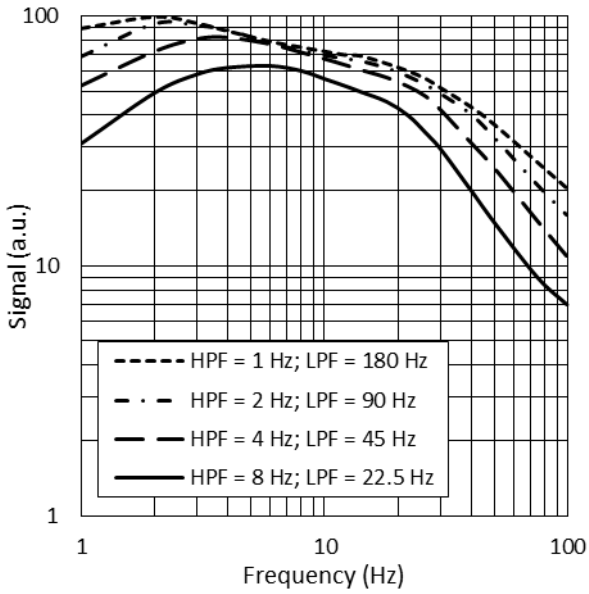


Three Devices with Synchronised Sampling

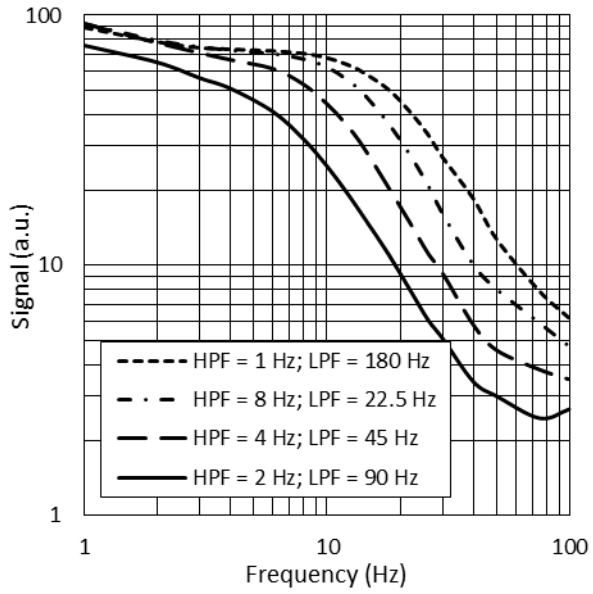


Please note: the information contained in this document is subject to change without further notification. Pyreos reserves the right to alter the performance and any resulting specification. Pyreos may choose not to supply any engineering sample devices as a commercial product. No responsibility is accepted for any consequential loss incurred. Pyreos Ltd, SMC, Alexander Crum Brown Road, Edinburgh EH9 3FF, UK. Tel: +441316507009, www.pyreos.com

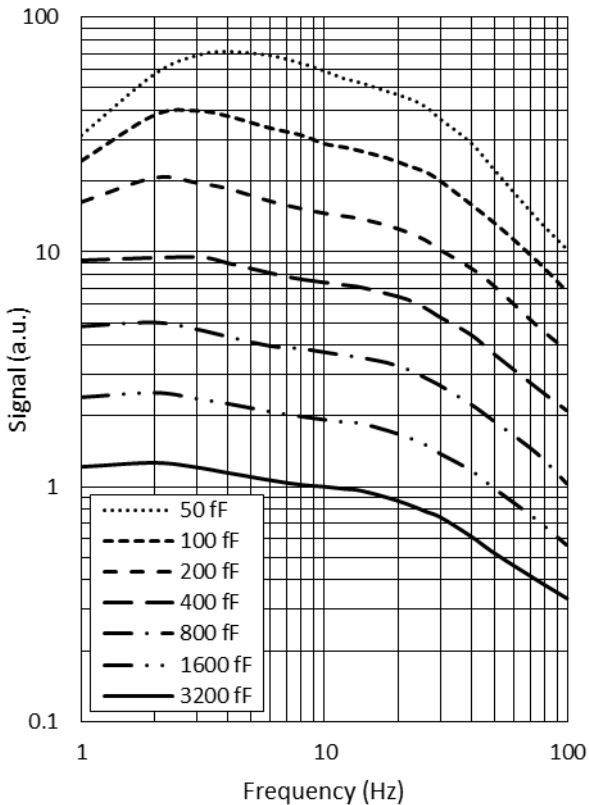
Infrared Frequency Characteristics



Typical Frequency Response in Normal Power Mode



Typical Frequency Response in Low Power Mode

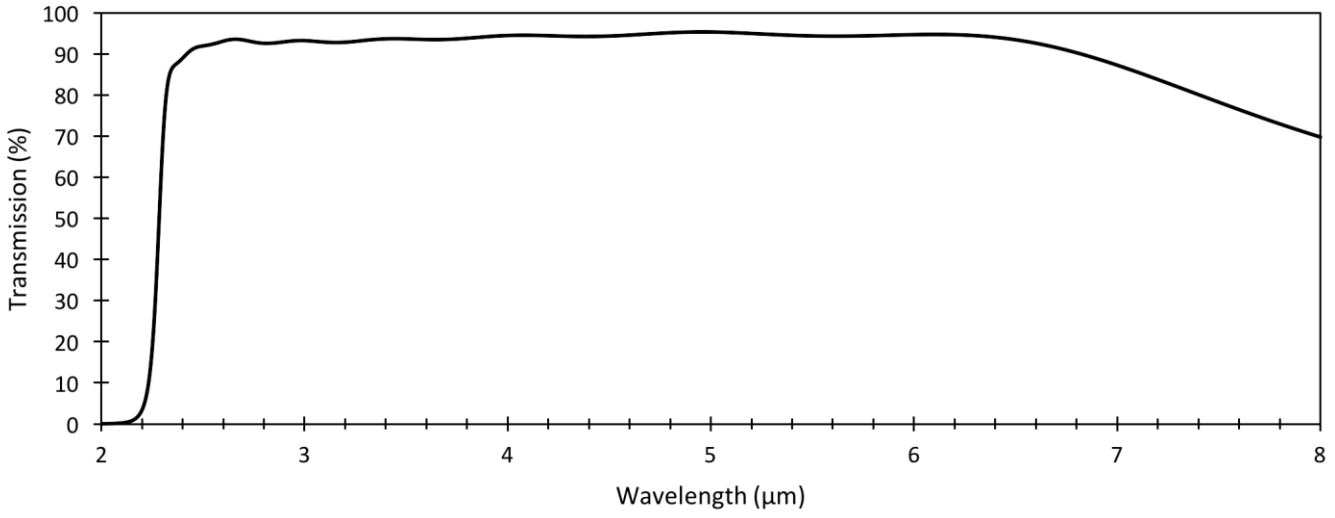


Typical Frequency Response at Different Gain Settings

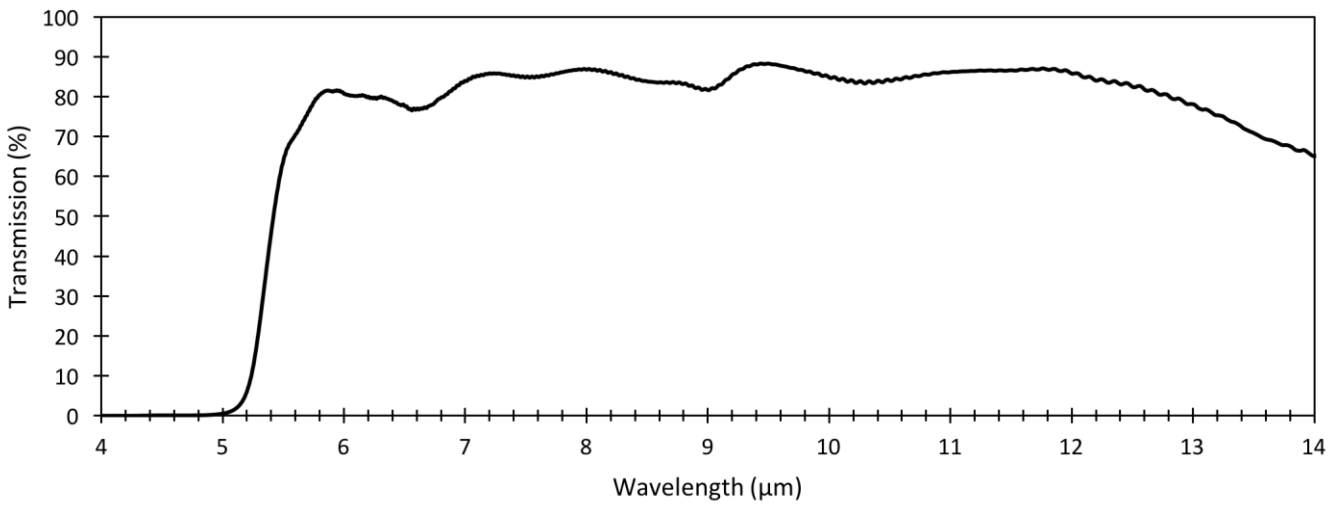
Please note: the information contained in this document is subject to change without further notification. Pyreos reserves the right to alter the performance and any resulting specification. Pyreos may choose not to supply any engineering sample devices as a commercial product. No responsibility is accepted for any consequential loss incurred. Pyreos Ltd, SMC, Alexander Crum Brown Road, Edinburgh EH9 3FF, UK. Tel: +441316507009, www.pyreos.com

Filter Transmission Profiles

Typical 2.2 μm LP Filter Transmission



Typical 5.0 μm LP Filter Transmission



Please note: the information contained in this document is subject to change without further notification. Pyreos reserves the right to alter the performance and any resulting specification. Pyreos may choose not to supply any engineering sample devices as a commercial product. No responsibility is accepted for any consequential loss incurred. Pyreos Ltd, SMC, Alexander Crum Brown Road, Edinburgh EH9 3FF, UK. Tel: +441316507009, www.pyreos.com

Данный компонент на территории Российской Федерации

Вы можете приобрести в компании MosChip.

Для оперативного оформления запроса Вам необходимо перейти по данной ссылке:

<http://moschip.ru/get-element>

Вы можете разместить у нас заказ для любого Вашего проекта, будь то серийное производство или разработка единичного прибора.

В нашем ассортименте представлены ведущие мировые производители активных и пассивных электронных компонентов.

Нашей специализацией является поставка электронной компонентной базы двойного назначения, продукции таких производителей как XILINX, Intel (ex.ALTERA), Vicor, Microchip, Texas Instruments, Analog Devices, Mini-Circuits, Amphenol, Glenair.

Сотрудничество с глобальными дистрибьюторами электронных компонентов, предоставляет возможность заказывать и получать с международных складов практически любой перечень компонентов в оптимальные для Вас сроки.

На всех этапах разработки и производства наши партнеры могут получить квалифицированную поддержку опытных инженеров.

Система менеджмента качества компании отвечает требованиям в соответствии с ГОСТ Р ИСО 9001, ГОСТ РВ 0015-002 и ЭС РД 009

Офис по работе с юридическими лицами:

105318, г.Москва, ул.Щербаковская д.3, офис 1107, 1118, ДЦ «Щербаковский»

Телефон: +7 495 668-12-70 (многоканальный)

Факс: +7 495 668-12-70 (доб.304)

E-mail: info@moschip.ru

Skype отдела продаж:

moschip.ru

moschip.ru_4

moschip.ru_6

moschip.ru_9