

ALUMINUM ELECTROLYTIC CAPACITORS

LNx

Screw Terminal Type, 85°C
High ripple longer life.



High Ripple Current Long Life

- Suited for use in industrial power supplies for inverter circuitry, etc.
- High ripple current, extra-high voltage application.
- High reliability, long life for 20,000 hours application of rated ripple current at +85°C.
- Extended range up to $\phi 100 \times 250L$ size.
- Flame retardant electroly to type available.
- Compliant to the RoHS directive (2011/65/EU, (EU)2015/863).

LQR



LNx

Long life LNY

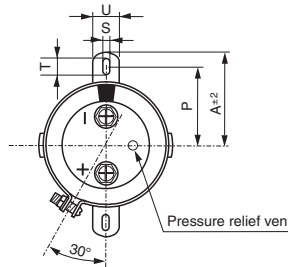
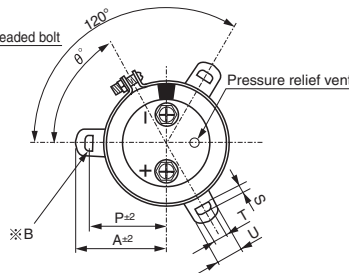
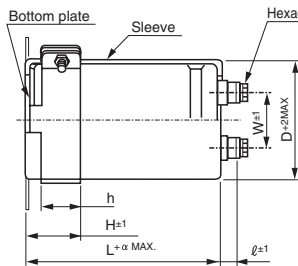


Specifications

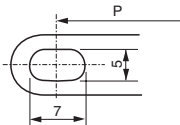
Item	Performance Characteristics		
Category Temperature Range	- 25 to +85°C		
Rated Voltage Range	350 to 630V		
Rated Capacitance Range	1000 to 27000 μ F		
Capacitance Tolerance	$\pm 20\%$ at 120Hz, 20°C		
Leakage Current	After 5 minutes' application of rated voltage, leakage current is not more than $3\sqrt{CV}$ (μ A) or 5 mA, whichever is smaller (at 20°C). [C: Rated Capacitance(μ F), V: Voltage (V)]		
Tangent of loss angle (tan δ)	See refer to next page (Measurement frequency : 120Hz at 20°C)		
Stability at Low Temperature	Rated voltage (V)	350 to 630	Measurement frequency : 120Hz
	Impedance ratio ZT/Z20(MAX.)	Z - 25°C / Z +20°C	
Endurance	The specifications listed at right shall be met when the capacitors are restored to 20°C after the standard ripple current is applied for 20000 hours at 85°C, the peak voltage shall not exceed the rated voltage.(2000 hours at 85°C for the parts rated at 630V, 5000 hours at 85°C for the parts rated at 500V and 550V)		
	The specifications listed at right shall be met when the capacitors are restored to 20°C after D.C. bias plus rated ripple current is applied for 5000 hours at 85°C, the peak voltage shall not exceed the rated voltage.		
	Capacitance change	Within $\pm 20\%$ of the initial capacitance value	
	tan δ	300% or less than the initial specified value	
Shelf Life	After storing the capacitors under no load at 85°C for 1000 hours and then performing voltage treatment based on JIS C 5101-4 clause 4.1 at 20°C, they shall meet the specified values for the endurance characteristics listed above.		
	Leakage current	Less than or equal to the initial specified value	
Marking	Printed with white color letter on black sleeve.		

Drawing

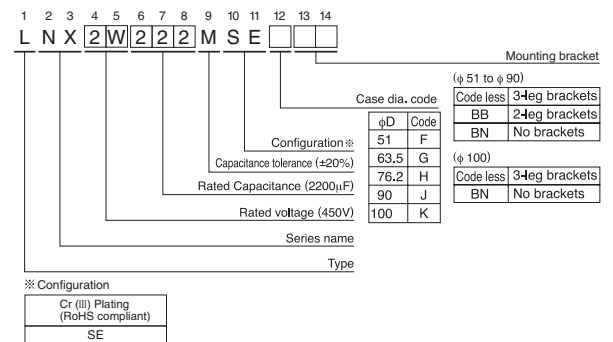
Method mount metal bracket



※ B
3-leg brackets for $\phi 90$ capacitors have different hole shapes from the ordinary ones illustrated below.



Type numbering system (Example : 450V 2200 μ F)



Please refer to page 348 for schematic of dimensions.
※ Please contact to us if PVCless products are required.

Dimension of terminal pitch (W) and length (ℓ) and Nominal dia. of bolt (mm)

ϕD	W	ℓ	α	Nominal dia. of bolt
51	22.0	6	3	M5
63.5	28.6	6	3	M5
76.2	31.8	6	3	M5
90	31.8	6	3	M5
100	41.5	10	4	M8

Dimensions of mounting bracket (mm)

Symbol	Leg shape	3-Leg					2-Leg			
		ϕD	51	63.5	76.2	90	100	51	63.5	76.2
P		32.5	38.1	44.5	50.8	56.3	33.2	40.5	46.5	53
A		38.5	43	49.2	58.5	62	40	46.5	53	59
T		7.5	8.0	7.0	8.0	8.0	6.0	7.0	6.0	6.0
S		5.0	5.0	5.0	5.0	5.0	4.5	4.5	4.5	4.5
U		12	14	14	18	16	14	14	14	14
θ		60	60	60	60	60	30	30	30	30
H		20	25	30	35	36	25	35	35	35
h		15	20	24	25	30	15	20	20	20

● Dimension table in next page.



■ Dimensions

350V (2V)						
Cap. (μF)	Size φD × L(mm)	Standard ripple (Arms) ^{*1}	Rated ripple (Arms) ^{*2}	tan δ	Leakage Current (mA)	Code
1000	51 × 60	3.5	4.6	0.2	1.77	LNX2V102MSEF
1200	51 × 70	4.2	5.3	0.2	1.94	LNX2V122MSEF
1500	51 × 80	4.9	6.3	0.2	2.17	LNX2V152MSEF
1800	51 × 90	5.6	7.3	0.2	2.38	LNX2V182MSEF
2200	51 × 110	6.7	8.8	0.2	2.63	LNX2V222MSEF
2700	51 × 130	8.0	10.3	0.2	2.91	LNX2V272MSEF
	63.5 × 90	7.7	9.9	0.2	2.91	LNX2V272MSEG
3300	51 × 150	9.2	12.1	0.2	3.22	LNX2V332MSEF
	63.5 × 100	9.0	11.8	0.2	3.22	LNX2V332MSEG
3900	63.5 × 110	10.4	12.5	0.2	3.50	LNX2V392MSEG
	76.2 × 90	10.3	12.2	0.2	3.50	LNX2V392MSEH
4700	63.5 × 130	12.0	14.8	0.2	3.84	LNX2V472MSEG
	76.2 × 100	11.9	14.0	0.2	3.84	LNX2V472MSEH
5600	63.5 × 150	14.0	17.0	0.2	4.20	LNX2V562MSEG
	76.2 × 110	13.5	16.4	0.2	4.20	LNX2V562MSEH
6800	63.5 × 170	16.3	19.6	0.2	4.62	LNX2V682MSEG
	76.2 × 130	16.0	19.1	0.2	4.62	LNX2V682MSEH
8200	76.2 × 150	18.7	22.0	0.2	5.00	LNX2V822MSEH
	90 × 130	18.2	21.4	0.2	5.00	LNX2V822MSEJ
10000	76.2 × 170	21.8	25.5	0.2	5.00	LNX2V103MSEH
	90 × 150	21.3	25.3	0.2	5.00	LNX2V103MSEJ
12000	76.2 × 190	25.1	29.1	0.2	5.00	LNX2V123MSEH
	90 × 150	24.8	28.8	0.2	5.00	LNX2V123MSEJ
15000	90 × 190	29.0	36.0	0.2	5.00	LNX2V153MSEJ
18000	90 × 220	32.4	39.7	0.2	5.00	LNX2V183MSEJ
22000	100 × 220	38.0	43.2	0.2	5.00	LNX2V223MSEK
27000	100 × 250	42.0	47.0	0.2	5.00	LNX2V273MSEK

400V (2G)						
Cap. (μF)	Size φD × L(mm)	Standard ripple (Arms) ^{*1}	Rated ripple (Arms) ^{*2}	tan δ	Leakage Current (mA)	Code
1000	51 × 70	3.8	5.0	0.2	1.89	LNX2G102MSEF
1200	51 × 80	4.5	5.8	0.2	2.07	LNX2G122MSEF
1500	51 × 100	5.3	6.8	0.2	2.32	LNX2G152MSEF
1800	51 × 110	6.0	8.2	0.2	2.54	LNX2G182MSEF
2200	51 × 130	7.0	9.3	0.2	2.81	LNX2G222MSEF
	63.5 × 90	6.8	8.9	0.2	2.81	LNX2G222MSEG
2700	63.5 × 110	8.2	10.8	0.2	3.11	LNX2G272MSEG
	76.2 × 90	8.1	10.6	0.2	3.11	LNX2G272MSEH
3300	63.5 × 130	9.6	12.9	0.2	3.44	LNX2G332MSEG
	76.2 × 100	9.3	12.4	0.2	3.44	LNX2G332MSEH
3900	63.5 × 150	11.0	14.4	0.2	3.74	LNX2G392MSEG
	76.2 × 100	10.5	13.9	0.2	3.74	LNX2G392MSEH
4700	63.5 × 170	12.6	16.6	0.2	4.11	LNX2G472MSEG
	76.2 × 130	12.3	16.0	0.2	4.11	LNX2G472MSEH
5600	63.5 × 190	14.7	18.8	0.2	4.49	LNX2G562MSEG
	76.2 × 150	14.3	18.3	0.2	4.49	LNX2G562MSEH
6800	76.2 × 170	16.7	21.2	0.2	4.94	LNX2G682MSEH
	90 × 130	16.3	20.7	0.2	4.94	LNX2G682MSEJ
8200	76.2 × 190	19.3	24.1	0.2	5.00	LNX2G822MSEH
	90 × 150	19.0	23.7	0.2	5.00	LNX2G822MSEJ
10000	76.2 × 220	22.7	28.3	0.2	5.00	LNX2G103MSEH
	90 × 170	22.2	28.0	0.2	5.00	LNX2G103MSEJ
12000	90 × 190	25.5	31.9	0.2	5.00	LNX2G123MSEJ
15000	100 × 190	29.6	37.0	0.2	5.00	LNX2G153MSEK
18000	100 × 220	33.0	40.5	0.2	5.00	LNX2G183MSEK
22000	100 × 250	41.4	44.7	0.2	5.00	LNX2G223MSEK

450V (2W)						
Cap. (μF)	Size φD × L(mm)	Standard ripple (Arms) ^{*1}	Rated ripple (Arms) ^{*2}	tan δ	Leakage Current (mA)	Code
1000	51 × 80	4.0	5.2	0.2	2.01	LNX2W102MSEF
1200	51 × 100	4.7	6.3	0.2	2.20	LNX2W122MSEF
1500	51 × 110	5.4	7.3	0.2	2.46	LNX2W152MSEF
1800	51 × 130	6.4	8.7	0.2	2.70	LNX2W182MSEF
	63.5 × 90	6.1	7.6	0.2	2.70	LNX2W182MSEG
2200	63.5 × 110	7.2	9.6	0.2	2.98	LNX2W222MSEG
	76.2 × 90	7.1	9.4	0.2	2.98	LNX2W222MSEH
2700	63.5 × 130	8.6	11.3	0.2	3.30	LNX2W272MSEG
	76.2 × 100	8.3	11.0	0.2	3.30	LNX2W272MSEH
3300	63.5 × 150	10.0	13.3	0.2	3.65	LNX2W332MSEG
	76.2 × 110	9.7	12.9	0.2	3.65	LNX2W332MSEH
3900	63.5 × 170	11.4	15.1	0.2	3.97	LNX2W392MSEG
	76.2 × 130	11.2	14.6	0.2	3.97	LNX2W392MSEH
4700	63.5 × 190	13.0	17.3	0.2	4.36	LNX2W472MSEG
	76.2 × 150	12.9	16.9	0.2	4.36	LNX2W472MSEH
5600	76.2 × 170	15.4	19.4	0.2	4.76	LNX2W562MSEH
	90 × 150	15.3	19.1	0.2	4.76	LNX2W562MSEJ
6800	76.2 × 190	17.3	22.0	0.2	5.00	LNX2W682MSEH
	90 × 150	17.1	21.6	0.2	5.00	LNX2W682MSEJ
8200	76.2 × 220	20.3	25.7	0.2	5.00	LNX2W822MSEH
	90 × 170	19.8	25.4	0.2	5.00	LNX2W822MSEJ
10000	90 × 190	23.0	29.6	0.2	5.00	LNX2W103MSEJ
12000	90 × 220	26.9	33.5	0.2	5.00	LNX2W123MSEJ
15000	100 × 220	31.1	38.0	0.2	5.00	LNX2W153MSEK
18000	100 × 250	37.0	41.3	0.2	5.00	LNX2W183MSEK

500V (2H)						
Cap. (μF)	Size φD × L(mm)	Standard ripple (Arms) ^{*1}	Rated ripple (Arms) ^{*2}	tan δ	Leakage Current (mA)	Code
1000	51 × 110	4.2	—	0.2	2.12	LNX2H102MSEF
1200	63.5 × 90	4.8	—	0.2	2.32	LNX2H122MSEG
1500	63.5 × 90	5.5	—	0.2	2.59	LNX2H152MSEG
1800	63.5 × 110	6.5	—	0.2	2.84	LNX2H182MSEG
2200	63.5 × 130	7.7	—	0.2	3.14	LNX2H222MSEG
2700	76.2 × 110	8.8	—	0.2	3.48	LNX2H272MSEH
3300	76.2 × 130	10.4	—	0.2	3.85	LNX2H332MSEH
3900	76.2 × 150	12.1	—	0.2	4.18	LNX2H392MSEH
4700	90 × 130	13.7	—	0.2	4.59	LNX2H472MSEJ
5600	90 × 150	15.9	—	0.2	5.00	LNX2H562MSEJ
6800	90 × 170	18.5	—	0.2	5.00	LNX2H682MSEJ
8200	90 × 190	21.4	—	0.2	5.00	LNX2H822MSEJ
10000	100 × 190	23.8	—	0.2	5.00	LNX2H103MSEK
12000	100 × 220	27.8	—	0.2	5.00	LNX2H123MSEK

Ripple current (Arms) at 85°C 120Hz

LNx

■ Dimensions

550V (2L)						
Cap. (μF)	Size φD × L(mm)	Standard ripple (Arms) ^{*1}	Rated ripple (Arms) ^{*2}	tan δ	Leakage Current (mA)	Code
1000	51 × 130	4.3	—	0.2	2.22	LNx2L102MSEF
1200	63.5 × 110	5.0	—	0.2	2.43	LNx2L122MSEG
1500	63.5 × 130	6.0	—	0.2	2.72	LNx2L152MSEG
1800	76.2 × 110	6.7	—	0.2	2.98	LNx2L182MSEH
2200	76.2 × 130	8.0	—	0.2	3.30	LNx2L222MSEH
2700	76.2 × 150	9.4	—	0.2	3.65	LNx2L272MSEH
3300	76.2 × 170	11.0	—	0.2	4.04	LNx2L332MSEH
3900	90 × 150	12.5	—	0.2	4.39	LNx2L392MSEJ
4700	90 × 170	14.5	—	0.2	4.82	LNx2L472MSEJ
5600	90 × 190	16.6	—	0.2	5.00	LNx2L562MSEJ
6800	90 × 220	19.5	—	0.2	5.00	LNx2L682MSEJ
8200	100 × 220	21.6	—	0.2	5.00	LNx2L822MSEK
10000	100 × 250	25.2	—	0.2	5.00	LNx2L103MSEK

630V(2J)						
Cap. (μF)	Size φD × L(mm)	Standard ripple (Arms) ^{*1}	Rated ripple (Arms) ^{*2}	tan δ	Leakage Current (mA)	Code
1000	63.5 × 130	5.9	—	0.3	2.38	LNx2J102MSEG
1200	76.2 × 110	6.7	—	0.3	2.60	LNx2J122MSEH
1500	76.2 × 130	8.1	—	0.3	2.91	LNx2J152MSEH
1800	76.2 × 150	9.6	—	0.3	3.19	LNx2J182MSEH
2200	90 × 130	10.7	—	0.3	3.53	LNx2J222MSEJ
2700	90 × 150	12.6	—	0.3	3.91	LNx2J272MSEJ
3300	90 × 170	14.7	—	0.3	4.32	LNx2J332MSEJ
3900	90 × 190	17.3	—	0.3	4.70	LNx2J392MSEJ
4700	100 × 220	21.4	—	0.3	5.00	LNx2J472MSEK
5600	100 × 250	24.7	—	0.3	5.00	LNx2J562MSEK

Ripple current (Arms) at 85°C 120Hz

● Frequency coefficient of rated ripple current

Frequency (Hz)	50	60	120	360	1k	10k or more
Coefficient	0.80	0.82	1.00	1.20	1.35	1.40

- (※ 1) • Standard ripple current:
Ripple current value allowable for the life time of 20,000 hours at 85°C.
(5,000 hours at 85°C for the voltage rating of 500V and 550V. 2,000 hours at 85°C for the voltage rating of 630V)
- (※ 2) • Maximum rated ripple current:
Ripple current value allowable for the life time of 5,000 hours at 85°C.

- 3-leg bracket is furnished as standard.
In case no-bracket or 2-leg bracket required, please put BN or BB at the end of type number.

Ex. 3-leg bracket LNx2G472MSEH
2-leg bracket LNx2G472MSEHBB
No bracket LNx2G472MSEHBN

- Flame-retardant type electrolyte is also available.
Please contact to Nichicon representative for the rated ripple current value.

Данный компонент на территории Российской Федерации

Вы можете приобрести в компании MosChip.

Для оперативного оформления запроса Вам необходимо перейти по данной ссылке:

<http://moschip.ru/get-element>

Вы можете разместить у нас заказ для любого Вашего проекта, будь то серийное производство или разработка единичного прибора.

В нашем ассортименте представлены ведущие мировые производители активных и пассивных электронных компонентов.

Нашей специализацией является поставка электронной компонентной базы двойного назначения, продукции таких производителей как XILINX, Intel (ex.ALTERA), Vicor, Microchip, Texas Instruments, Analog Devices, Mini-Circuits, Amphenol, Glenair.

Сотрудничество с глобальными дистрибьюторами электронных компонентов, предоставляет возможность заказывать и получать с международных складов практически любой перечень компонентов в оптимальные для Вас сроки.

На всех этапах разработки и производства наши партнеры могут получить квалифицированную поддержку опытных инженеров.

Система менеджмента качества компании отвечает требованиям в соответствии с ГОСТ Р ИСО 9001, ГОСТ РВ 0015-002 и ЭС РД 009

Офис по работе с юридическими лицами:

105318, г.Москва, ул.Щербаковская д.3, офис 1107, 1118, ДЦ «Щербаковский»

Телефон: +7 495 668-12-70 (многоканальный)

Факс: +7 495 668-12-70 (доб.304)

E-mail: info@moschip.ru

Skype отдела продаж:

moschip.ru

moschip.ru_4

moschip.ru_6

moschip.ru_9