



## Main

Range of product	Zelio Relay
Series name	Universal
Product or component type	Plug-in relay
Device short name	RUM
Contacts type and composition	2 C/O
[Uc] control circuit voltage	48 V DC
[Ithe] conventional enclosed thermal current	10 A at -40...131 °F (-40...55 °C)
Status LED	Without
Control type	Lockable test button
Utilisation coefficient	20 %

## Complementary

Shape of pin	Cylindrical
[Ui] rated insulation voltage	250 V conforming to IEC 300 V conforming to UL 300 V conforming to CSA
[Uimp] rated impulse withstand voltage	4 kV (1.2/50 µs)
Contacts material	AgNi
[Ie] rated operational current	10 A at 28 V DC (NO) conforming to IEC 10 A at 250 V AC (NO) conforming to IEC 5 A at 28 V DC (NC) conforming to IEC 5 A at 250 V AC (NC) conforming to IEC 10 A at 30 V DC conforming to UL 10 A at 277 V AC conforming to UL 10 A at 277 V AC conforming to CSA 10 A at 30 V DC conforming to CSA
Maximum switching voltage	250 V conforming to IEC
Load current	10 A at 250 V AC 10 A at 28 V DC
Maximum switching capacity	2500 VA/280 W
Minimum switching capacity	170 mW at 10 mA, 17 V
Operating rate	<= 18000 cycles/hour no-load <= 1200 cycles/hour under load
Mechanical durability	5000000 cycles
Electrical durability	100000 cycles resistive load
Average coil consumption	1.4 W
Drop-out voltage threshold	>= 0.1 U <sub>c</sub> DC
Operating time	20 ms at nominal voltage
Reset time	20 ms at nominal voltage
Average resistance	1800 Ohm at 20 °C +/- 15 %
Rated operational voltage limits	38.4...52.8 V DC
Protection category	RT I
Safety reliability data	B10d = 100000
Operating position	Any position
Product weight	0.19 lb(US) (0.086 kg)
Device presentation	Complete product

## Environment

dielectric strength	2000 V AC between poles with basic insulation
---------------------	---

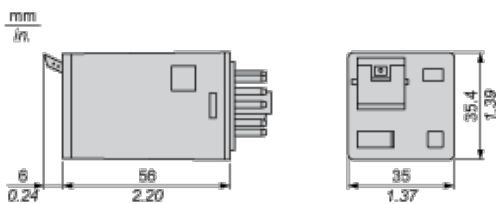
1500 V AC between contacts with micro disconnection insulation  
 2500 V AC between coil and contact with reinforced insulation

product certifications	CSA RoHS UL REACH EAC
standards	EN/IEC 61810-1 UL 508 CSA C22.2 No 14
ambient air temperature for storage	-40...185 °F (-40...85 °C)
ambient air temperature for operation	-40...131 °F (-40...55 °C)
vibration resistance	3 gn (f = 10...150 Hz), amplitude +/- 1 mm (on 5 cycles in operation) 4 gn (f = 10...150 Hz), amplitude +/- 1 mm (on 5 cycles not operating)
IP degree of protection	IP40
shock resistance	10 gn 11 ms in operation conforming to EN/IEC 60068-2-27 10 gn 11 ms not operating conforming to EN/IEC 60068-2-27
pollution degree	3

### Offer Sustainability

Green Premium product	Green Premium product
Compliant - since 1430 - Schneider Electric declaration of conformity	Compliant - since 1430 - Schneider Electric declaration of conformity
Reference not containing SVHC above the threshold	Reference not containing SVHC above the threshold
Available	Available
Need no specific recycling operations	Need no specific recycling operations
WARNING: This product can expose you to chemicals including:	WARNING: This product can expose you to chemicals including:
Nickel compounds, which is known to the State of California to cause cancer, and	Nickel compounds, which is known to the State of California to cause cancer, and
Di-isodecyl phthalate (DIDP), which is known to the State of California to cause birth defects or other reproductive harm.	Di-isodecyl phthalate (DIDP), which is known to the State of California to cause birth defects or other reproductive harm.
For more information go to <a href="http://www.p65warnings.ca.gov">www.p65warnings.ca.gov</a>	For more information go to <a href="http://www.p65warnings.ca.gov">www.p65warnings.ca.gov</a>

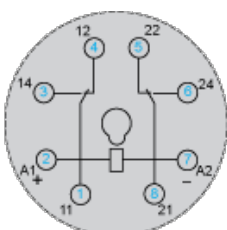
### Dimensions



### Wiring Diagram



### Wiring Diagram



Symbols shown in blue correspond to Nema marking.

## Electrical Durability of Contacts

Durability (inductive load) = durability (resistive load) x reduction coefficient.

Resistive AC load



X Switching capacity (kVA)

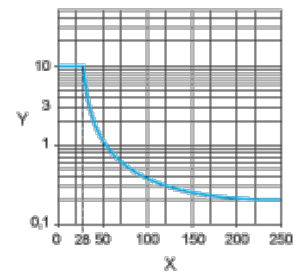
Y Durability (Number of operating cycles)

Reduction coefficient for inductive AC load (depending on power factor  $\cos \phi$ )



Y Reduction coefficient (A)

Maximum switching capacity on resistive DC load



X Voltage DC

Y Current DC

**Note :** These are typical curves, actual durability depends on load, environment, duty cycle, etc.

## Данный компонент на территории Российской Федерации

### Вы можете приобрести в компании MosChip.

Для оперативного оформления запроса Вам необходимо перейти по данной ссылке:

<http://moschip.ru/get-element>

Вы можете разместить у нас заказ для любого Вашего проекта, будь то серийное производство или разработка единичного прибора.

В нашем ассортименте представлены ведущие мировые производители активных и пассивных электронных компонентов.

Нашей специализацией является поставка электронной компонентной базы двойного назначения, продукции таких производителей как XILINX, Intel (ex.ALTERA), Vicor, Microchip, Texas Instruments, Analog Devices, Mini-Circuits, Amphenol, Glenair.

Сотрудничество с глобальными дистрибьюторами электронных компонентов, предоставляет возможность заказывать и получать с международных складов практически любой перечень компонентов в оптимальные для Вас сроки.

На всех этапах разработки и производства наши партнеры могут получить квалифицированную поддержку опытных инженеров.

Система менеджмента качества компании отвечает требованиям в соответствии с ГОСТ Р ИСО 9001, ГОСТ РВ 0015-002 и ЭС РД 009

### Офис по работе с юридическими лицами:

105318, г.Москва, ул.Щербаковская д.3, офис 1107, 1118, ДЦ «Щербаковский»

Телефон: +7 495 668-12-70 (многоканальный)

Факс: +7 495 668-12-70 (доб.304)

E-mail: [info@moschip.ru](mailto:info@moschip.ru)

Skype отдела продаж:

moschip.ru

moschip.ru\_4

moschip.ru\_6

moschip.ru\_9