

# Telpower® Compact Fused Disconnect Switch

# TPC & TPCDS

## TPC & TPCDS

TPCDS - Telpower® Compact Fused Disconnect Switch

TPC - Telpower® Compact Fuse - Current Limiting

Ampere Ratings: 3-125A

Available Ratings: 3, 4, 5, 6, 7, 8, 10, 12, 15, 20, 25, 30, 40, 50, 60, 75, 90, 100, 125A

Voltage Rating: 80Vdc

Interrupting Rating: 100,000A

Agency Information: **CE**

UL Recognized (investigated to UL 1801) as a disconnect switch for the interruption of load current by means of withdrawing the fuse pullout.

Recognized to U.S. and Canadian requirements under the component recognition program of Underwriters Laboratories Inc.

Files E219046 and E56412.



### General Information:

- Fusible solution for replacement of existing dc Telecom circuit breakers.
- Compact size fused disconnect switch.
- AmpColor ID™ System for easy fuse replacement.
- Available in two disconnect switch profiles in addition to a variety of terminal styles.
- Local and remote open fuse indication.  
Local alarm indication provided by LED on TPC fuse.
- Remote alarm terminal available in three positions commonly found in dc circuit protection devices.
- Recommended .75 inch center-to-center product spacing.
- Current-limiting capability
- Complete system coordination capability.
- Highest interrupting rating (100,000A) available for dc circuit protection of this footprint.
- No venting of arc or molten metals and gases during fuse opening.
- Fuse material: Black thermoplastic, UL rated 94 V-O, 170° C RTI.
- Housing material: Black thermoplastic, UL rated 94 V-O, 120° C RTI.

**CE** CE logo denotes compliance with European Union Low Voltage Directive (50-1000Vac, 75-1500Vdc). Refer to Data Sheet: 8002 or contact Bussmann Application Engineering for more information.

| Catalog Number | Description        | Ampere Rating |
|----------------|--------------------|---------------|
| TPC-3          | Compact Fuse       | 3A            |
| TPC-4          | Compact Fuse       | 4A            |
| TPC-5          | Compact Fuse       | 5A            |
| TPC-6          | Compact Fuse       | 6A            |
| TPC-7          | Compact Fuse       | 7A            |
| TPC-8          | Compact Fuse       | 8A            |
| TPC-10         | Compact Fuse       | 10A           |
| TPC-12         | Compact Fuse       | 12A           |
| TPC-15         | Compact Fuse       | 15A           |
| TPC-20         | Compact Fuse       | 20A           |
| TPC-25         | Compact Fuse       | 25A           |
| TPC-30         | Compact Fuse       | 30A           |
| TPC-40         | Compact Fuse       | 40A           |
| TPC-50         | Compact Fuse       | 50A           |
| TPC-60         | Compact Fuse       | 60A           |
| TPC-75         | Compact Fuse       | 75A           |
| TPC-90         | Compact Fuse       | 90A           |
| TPC-100        | Compact Fuse       | 100A          |
| TPC-125        | Compact Fuse       | 125A          |
| TPCDS-BBE-1    | Compact Disconnect | 3-125A        |
| TPCDS-BBE-2    | Compact Disconnect | 3-125A        |
| TPCDS-BBE-3    | Compact Disconnect | 3-125A        |
| TPCDS-BBM-1    | Compact Disconnect | 3-125A        |
| TPCDS-BBM-2    | Compact Disconnect | 3-125A        |
| TPCDS-BBM-3    | Compact Disconnect | 3-125A        |
| TPCDS-BSE-1    | Compact Disconnect | 3-125A        |
| TPCDS-BSE-2    | Compact Disconnect | 3-125A        |
| TPCDS-BSE-3    | Compact Disconnect | 3-125A        |
| TPCDS-BSM-1    | Compact Disconnect | 3-125A        |
| TPCDS-BSM-2    | Compact Disconnect | 3-125A        |
| TPCDS-BSM-3    | Compact Disconnect | 3-125A        |
| TPCDS-SSE-1    | Compact Disconnect | 3-125A        |
| TPCDS-SSE-2    | Compact Disconnect | 3-125A        |
| TPCDS-SSE-3    | Compact Disconnect | 3-125A        |
| TPCDS-SSM-1    | Compact Disconnect | 3-125A        |
| TPCDS-SSM-2    | Compact Disconnect | 3-125A        |
| TPCDS-SSM-3    | Compact Disconnect | 3-125A        |
| TPCDS-D-BC1*   | Compact Disconnect | 3-125A        |
| TPCDS-D-BC2*   | Compact Disconnect | 3-125A        |
| TPCDS-D-CC1*   | Compact Disconnect | 3-125A        |
| TPCDS-D-SEC1*  | Compact Disconnect | 3-125A        |
| TPCDS-D-SEC2*  | Compact Disconnect | 3-125A        |
| TPCDS-D-SMC1*  | Compact Disconnect | 3-125A        |
| TPCDS-D-SMC2*  | Compact Disconnect | 3-125A        |

\*Not investigated to Canadian Requirements.

Telpower® Compact Fused Disconnect Switch

TPC & TPCDS

Compact Fused Disconnect Switch

- Bullet and / or stud terminals for line and load connections (1.940 inch / 49.3 mm spacing).
- Front access with bullet terminals.  
Rear access with stud terminals.
- Three terminal style configurations available (see below).
- Remote alarm terminal available in three positions common to dc circuit protection devices.

Part Number System --

Compact Fused Disconnect Switch

To identify part number, replace block with appropriate suffix to identify line and load terminals, thread type, and alarm terminal distance.

TPCDS - TELPOWER® Compact Fused Disconnect Switch



Terminal Style (select one)

- BB - Bullet contact on the line  
Bullet contact on the load
- BS - Bullet contact on the line  
Stud terminal on the load
- SS - Stud terminal on the line  
Stud terminal on the load

Thread (select one)

- M - Metric threads for panel mount fasteners (M3) and stud (M5)
- E - English threads for panel mount fasteners (6-32) and stud (10-32)

Remote Alarm Terminal Distance (select one)

- 1 - .645 inch from line terminal
- 2 - .970 inch from line terminal
- 3 - 1.285 inch from line terminal

DIN Rail Fused Disconnect Switch

- 35mm DIN rail mountable
- Front access.
- Three terminal style configurations available (see below).
- Screw clamp accepts 10 to 1 AWG (6mm<sup>2</sup> - 50mm<sup>2</sup>) wire.
- Two remote alarm terminal positions available.

Part Number System --

DIN Rail Fused Disconnect Switch

To identify part number, replace block with appropriate suffix to identify line and load terminals, thread type if applicable, and alarm terminal option.

TPCDS - TELPOWER® Compact Fused Disconnect Switch D - DIN-Rail style product



Terminal Style (select one)

- CC - Screw Clamp terminal on the line  
Screw Clamp terminal on the load
- BC - Bullet contact on the line  
Screw Clamp terminal on the load
- SEC - Stud terminal on the line  
English threads for stud (10-32)  
Screw Clamp terminal on the load
- SMC - Stud terminal on the line  
Metric threads for stud (M5)  
Screw Clamp terminal on the load

Remote Alarm Terminal Location (select one)

- 1 - Side output  
(available on CC and BC terminal styles)
- 2 - Bottom output, .970 inch from line terminal  
(available on BC terminal style only)

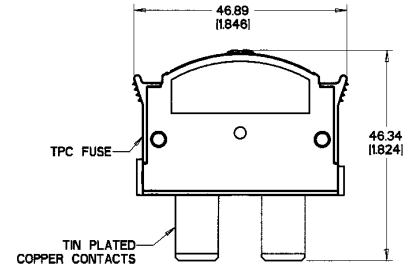
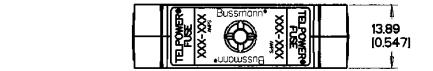
The only controlled copy of this Data Sheet is the electronic read-only version located on the Bussmann Network Drive. All other copies of this document are by definition uncontrolled. This bulletin is intended to clearly present comprehensive product data and provide technical information that will help the end user with design applications. Bussmann reserves the right, without notice, to change design or construction of any products and to discontinue or limit distribution of any products. Bussmann also reserves the right to change or update, without notice, any technical information contained in this bulletin. Once a product has been selected, it should be tested by the user in all possible applications.

# TPCDS Terminal Styles

## Compact Fused Disconnect Switch



Line: Bullet Load: Bullet



TPC Fuse



RECOMMENDED PANEL CUTOUT



Line: Bullet Load: Stud Line: Stud Load: Stud

Telpower® Compact Fused Disconnect Switch

TPC & TPCDS

TPCDS-D Terminal Styles  
DIN Rail Fused Disconnect Switch



Alarm Schematic



NOTES:

1. The Electronic Monitoring Circuit (EMC) is a high input impedance device that will provide alarming for an open-fuse condition.
2. Typical leakage current through the load when the EMC is operational  $\leq 2$  mA.
3. The resistance, R, must be provided by the end-user to limit the alarm output current to a maximum of 20 mA. The value, R, should be calculated using the system voltage value.
  - If remote alarm functionality is not required, the END-USER CIRCUITRY must still be supplied to provide a resistive path to the return for the local alarm to properly function.
4. The fuse is polarized to maintain proper orientation with the switch housing. The line and load terminals are identified on the switch housing.
5. Electrical integrity of the load must be maintained after fuse has opened in order for the local and remote alarm to properly function.

## AmpColor ID™ System

**Bussmann®**

**TELPOWER®**

Technology

Use This Chart to  
Manage Your  
Telpower®  
Fused Disconnect  
Switches.

Welcome to the AmpColor ID™ System. Please reference this chart to determine which replacement Telpower fuse is needed.

Each amp rating is represented by a specific color or combination of colors.

Please place matching AmpColor label on panel to identify ampere position. For use with Telpower® TPC fuses and TPM fuses.

**COOPER** Bussmann

For the latest product information and updates visit  
[www.telpoweronline.com](http://www.telpoweronline.com)

Chart Reorder no. 3A0347

|     |                         |
|-----|-------------------------|
| 3A  | 25A                     |
| 4A  | 30A                     |
| 5A  | 40A                     |
| 6A  | 50A                     |
| 7A  | 60A                     |
| 8A  | 75A                     |
| 10A | 90A                     |
| 12A | 100A                    |
| 15A | 125A                    |
| 20A | TELPOWER®<br>Technology |

**AmpColor ID™ System for Telpower® TPC and TPM fuses.**

**Bussmann®** 9-01-5M

AmpColor ID™ Chart included with each box of ten TPC fuses.



**TPC Fuses: 3-125A**  
**TPM Fuses: 3-30A**

*Reference Data Sheet: 5022 for TPM fuse specifications.*

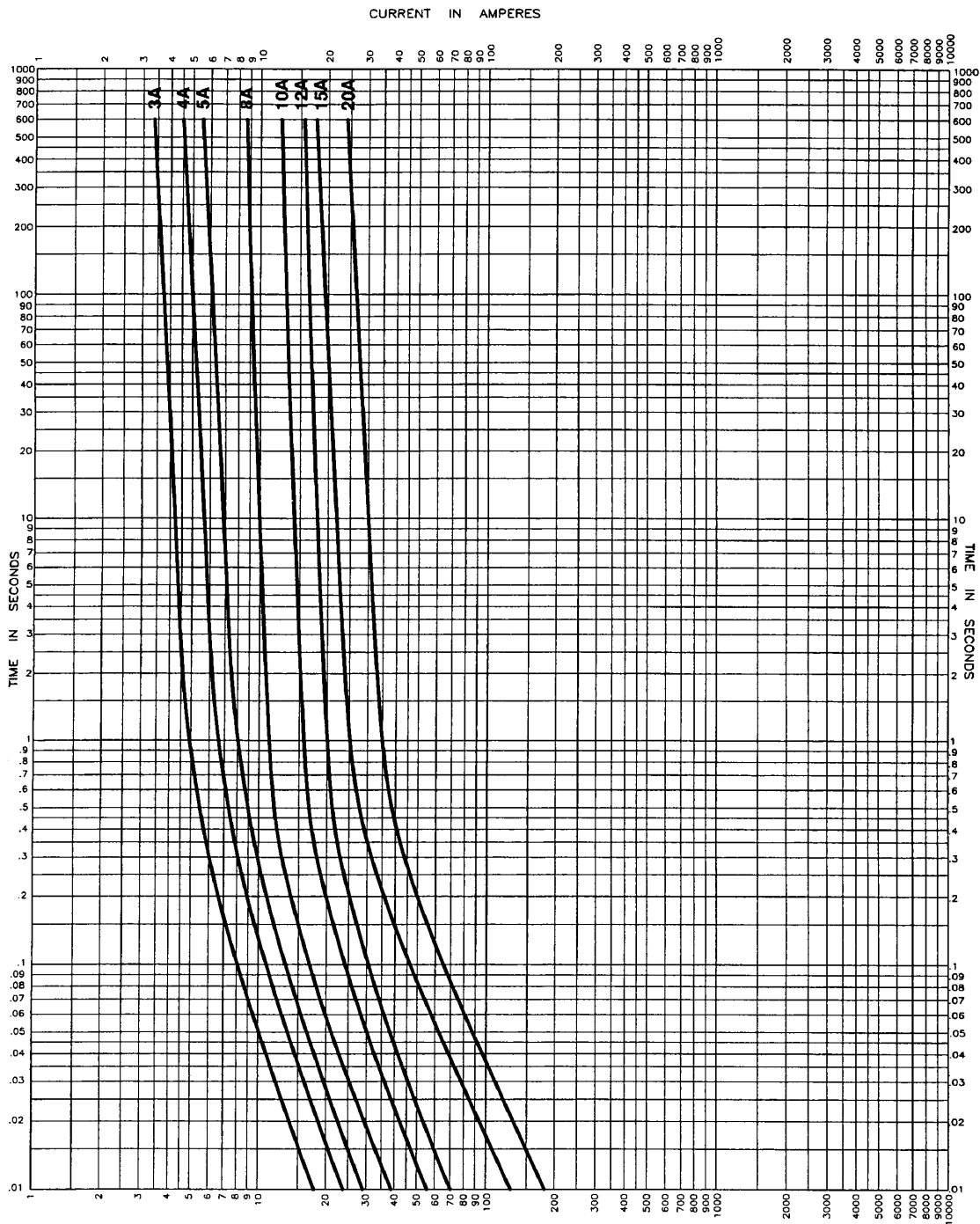
Twelve AmpColor ID™ tags included with each box of ten TPC fuses.

Telpower's AmpColor ID™ System Is Easy to Use. Each Amp rating is represented by a specific color. Simply label new or existing panels with the appropriate AmpColor tags and post the AmpColor chart nearby. Personnel can quickly and accurately reference the chart for the appropriate replacement fuse.

AmpColor ID™ tags

Telpower® Compact Fused Disconnect Switch

TPC & TPCDS



Time-Current Characteristic Curve—Average Melt - 3-20 Amp

Telpower® Compact Fused Disconnect Switch

TPC & TPCDS



Time-Current Characteristic Curve—Average Melt - 25-125 Amp

The only controlled copy of this Data Sheet is the electronic read-only version located on the Bussmann Network Drive. All other copies of this document are by definition uncontrolled. This bulletin is intended to clearly present comprehensive product data and provide technical information that will help the end user with design applications. Bussmann reserves the right, without notice, to change design or construction of any products and to discontinue or limit distribution of any products. Bussmann also reserves the right to change or update, without notice, any technical information contained in this bulletin. Once a product has been selected, it should be tested by the user in all possible applications.



## Данный компонент на территории Российской Федерации

### Вы можете приобрести в компании MosChip.

Для оперативного оформления запроса Вам необходимо перейти по данной ссылке:

<http://moschip.ru/get-element>

Вы можете разместить у нас заказ для любого Вашего проекта, будь то серийное производство или разработка единичного прибора.

В нашем ассортименте представлены ведущие мировые производители активных и пассивных электронных компонентов.

Нашей специализацией является поставка электронной компонентной базы двойного назначения, продукции таких производителей как XILINX, Intel (ex.ALTERA), Vicor, Microchip, Texas Instruments, Analog Devices, Mini-Circuits, Amphenol, Glenair.

Сотрудничество с глобальными дистрибьюторами электронных компонентов, предоставляет возможность заказывать и получать с международных складов практически любой перечень компонентов в оптимальные для Вас сроки.

На всех этапах разработки и производства наши партнеры могут получить квалифицированную поддержку опытных инженеров.

Система менеджмента качества компании отвечает требованиям в соответствии с ГОСТ Р ИСО 9001, ГОСТ РВ 0015-002 и ЭС РД 009

### Офис по работе с юридическими лицами:

105318, г.Москва, ул.Щербаковская д.3, офис 1107, 1118, ДЦ «Щербаковский»

Телефон: +7 495 668-12-70 (многоканальный)

Факс: +7 495 668-12-70 (доб.304)

E-mail: [info@moschip.ru](mailto:info@moschip.ru)

Skype отдела продаж:

moschip.ru

moschip.ru\_4

moschip.ru\_6

moschip.ru\_9