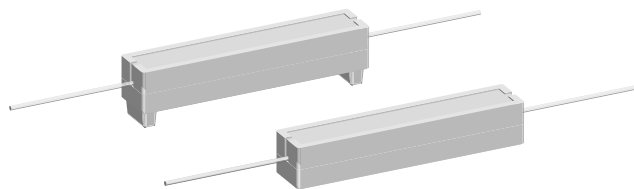


Wirewound Resistors, Commercial Power, Axial Lead



FEATURES

- High power to size ratio
- Ceramic cases are available with circuit board stand-offs (designated with a -3 model ending)
- Superior surge capability
- Complete welded construction
- Available in non-inductive styles with Aryton-Perry winding (CPWN in lieu of CPW, maximum resistance is one-half CPW range)
- Special inorganic potting compound and ceramic case provide high thermal conductivity in a fireproof package
- Compliant to RoHS Directive 2002/95/EC



Notes

* Pb containing terminations are not RoHS compliant, exemptions may apply

** Please see document "Vishay Material Category Policy": www.vishay.com/doc?999902

STANDARD ELECTRICAL SPECIFICATIONS

GLOBAL MODEL	HISTORICAL MODEL	POWER RATING $P_{40^\circ\text{C}}$ W	RESISTANCE RANGE Ω	TOLERANCE $\pm \%$	WEIGHT (typical) g
CPW02	CPW-2	2	0.1 to 7K	1, 2, 3, 5	2.0
CPW02...3	CPW-2-3	2	0.1 to 7K	1, 2, 3, 5	2.2
CPW03	CPW-3	3	0.1 to 7.5K	1, 2, 3, 5	3.4
CPW03...3	CPW-3-3	3	0.1 to 7.5K	1, 2, 3, 5	3.6
CPW05	CPW-5	5	0.1 to 8.5K	1, 2, 3, 5	4.8
CPW05...3	CPW-5-3	5	0.1 to 8.5K	1, 2, 3, 5	5.0
CPW07	CPW-7	7	0.1 to 18K	1, 2, 3, 5	6.8
CPW07...3	CPW-7-3	7	0.1 to 18K	1, 2, 3, 5	7.0
CPW10	CPW-10	10	0.12 to 30K	1, 2, 3, 5	9.5
CPW10...3	CPW-10-3	10	0.12 to 30K	1, 2, 3, 5	9.9
CPW15	CPW-15	15	0.12 to 30K	1, 2, 3, 5	16.8
CPW15...3	CPW-15-3	15	0.12 to 30K	1, 2, 3, 5	17.4
CPW20	CPW-20	20	0.18 to 45K	1, 2, 3, 5	22.8
CPW20...3	CPW-20-3	20	0.18 to 45K	1, 2, 3, 5	23.6

TECHNICAL SPECIFICATIONS

PARAMETER	UNIT	CPW RESISTOR CHARACTERISTICS
Temperature Coefficient	ppm/ $^\circ\text{C}$	± 30 for 10 Ω and above; ± 50 for 1.0 Ω to 9.9 Ω ; ± 90 for 0.5 Ω to 0.99 Ω
Short Time Overload	-	5 x rated power for 5 s
Maximum Working Voltage	V	$(P \times R)^{1/2}$
Operating Temperature Range	$^\circ\text{C}$	- 65 to + 275
Terminal Strength	lb	10 minimum
Dielectric Withstanding Voltage	V_{AC}	1000

GLOBAL PART NUMBER INFORMATION

Global Part Numbering example: CPW0515R00JB313

C	P	W	0	5	1	5	R	0	0	J	B	3	1	3		
---	---	---	---	---	---	---	---	---	---	---	---	---	---	---	--	--

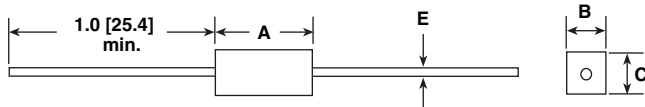
GLOBAL MODEL	VALUE	TOLERANCE	PACKAGING	SPECIAL
(See Standard Electrical Specifications Global Model column for options)	R = Decimal K = Thousand R1500 = 0.15 Ω 1K500 = 1500 Ω	D = $\pm 0.5 \%$ F = $\pm 1.0 \%$ G = $\pm 2.0 \%$ H = $\pm 3.0 \%$ J = $\pm 5.0 \%$ K = $\pm 10.0 \%$	E14 = Lead (Pb)-free bulk E31 = Lead (Pb)-free four layer bulk E01 = Lead (Pb)-free skin pack B14 = Tin/lead bulk B31 = Tin/lead four layer bulk J01 = Tin/lead skin pack	(Dash Number) (up to 3 digits) From 1 to 999 as applicable

Historical Part Numbering example: CPW-5-3 15 Ω 5 % B31

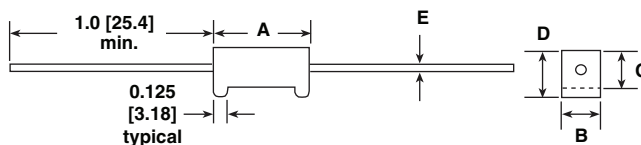
CPW-5-3	15 Ω	5 %	B31
HISTORICAL MODEL	RESISTANCE VALUE	TOLERANCE CODE	PACKAGING

DIMENSIONS in inches [millimeters]

CPWxx



CPWxx...3



GLOBAL MODEL	DIMENSIONS in inches [millimeters]				
	A ⁽¹⁾ ± 0.031 [0.794]	B ± 0.031 [0.794]	C ± 0.031 [0.794]	D ± 0.031 [0.794]	E ± 0.001 [0.025]
CPW02	0.688 [17.46]	0.250 [6.35]	0.250 [6.35]	-	0.032 [0.813]
CPW02...3	0.688 [17.46]	0.250 [6.35]	0.250 [6.35]	0.313 [7.94]	0.032 [0.813]
CPW03	0.875 [22.22]	0.313 [7.94]	0.313 [7.94]	-	0.032 [0.813]
CPW03...3	0.875 [22.22]	0.313 [7.94]	0.313 [7.94]	0.375 [9.52]	0.032 [0.813]
CPW05	0.875 [22.22]	0.375 [9.52]	0.344 [8.73]	-	0.032 [0.813]
CPW05...3	0.875 [22.22]	0.375 [9.52]	0.344 [8.73]	0.406 [10.32]	0.032 [0.813]
CPW07	1.391 [35.32]	0.375 [9.52]	0.344 [8.73]	-	0.032 [0.813]
CPW07...3	1.391 [35.32]	0.375 [9.52]	0.344 [8.73]	0.469 [11.91]	0.032 [0.813]
CPW10	1.875 [47.62]	0.375 [9.52]	0.344 [8.73]	-	0.032 [0.813]
CPW10...3	1.875 [47.62]	0.375 [9.52]	0.344 [8.73]	0.469 [11.91]	0.032 [0.813]
CPW15	1.875 [47.62]	0.500 [12.70]	0.500 [12.70]	-	0.032 [0.813]
CPW15...3	1.875 [47.62]	0.500 [12.70]	0.500 [12.70]	0.625 [15.87]	0.032 [0.813]
CPW20	2.500 [63.50]	0.500 [12.70]	0.500 [12.70]	-	0.032 [0.813]
CPW20...3	2.500 [63.50]	0.500 [12.70]	0.500 [12.70]	0.625 [15.87]	0.032 [0.813]

Note
⁽¹⁾ Potting compound may extend outside of ceramic case up to 0.060 [1.52] maximum per side.

MATERIAL SPECIFICATIONS
Element: Copper-nickel alloy or nickel-chrome alloy, depending on resistance value

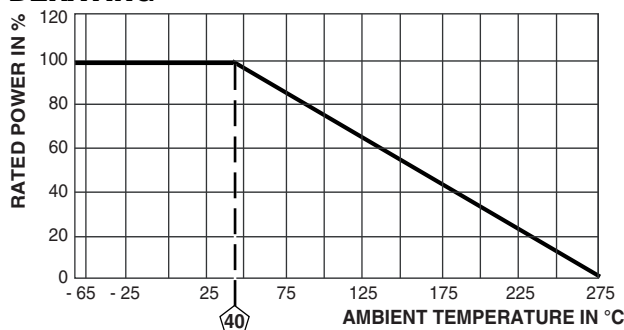
Core: Ceramic

End Caps: Tin plated steel

Body: Steatite ceramic case with inorganic potting compound

Terminals: Tinned Copperweld®

Part Marking: DALE, model, wattage, value, tolerance, date code

DERATING


PERFORMANCE		
TEST	CONDITIONS OF TEST	TEST LIMITS (EIA RS-344)
Thermal Shock	- 55 °C to + 275 °C, 5 cycles, 30 min dwell time	± (2.0 % + 0.05 Ω) ΔR
Short Time Overload	5 x rated power for 5 s	± (2.0 % + 0.05 Ω) ΔR
Dielectric Withstanding	1000 V _{RMS} for 1 min	± (0.1 % + 0.05 Ω) ΔR
Low Temperature Storage	- 65 °C, full rated working voltage for 45 min	± (2.0 % + 0.05 Ω) ΔR
Bias Humidity	75 °C, 90 % to 100 % RH, 240 h	± (2.0 % + 0.05 Ω) ΔR
Load Life	1000 h at rated power, + 40 °C, 1.5 h "ON", 0.5 h "OFF"	± (3.0 % + 0.05 Ω) ΔR
Terminal Strength	5 s to 10 s 10 pound pull test, torsion test - 3 alternating directions, 360° each	± (1.0 % + 0.05 Ω) ΔR
Resistance to Solder Heat	Terminal immersed 3.5 s in molten solder at 1/8" to 3/16" from body	± (1.0 % + 0.05 Ω) ΔR



Disclaimer

ALL PRODUCT, PRODUCT SPECIFICATIONS AND DATA ARE SUBJECT TO CHANGE WITHOUT NOTICE TO IMPROVE RELIABILITY, FUNCTION OR DESIGN OR OTHERWISE.

Vishay Intertechnology, Inc., its affiliates, agents, and employees, and all persons acting on its or their behalf (collectively, "Vishay"), disclaim any and all liability for any errors, inaccuracies or incompleteness contained in any datasheet or in any other disclosure relating to any product.

Vishay makes no warranty, representation or guarantee regarding the suitability of the products for any particular purpose or the continuing production of any product. To the maximum extent permitted by applicable law, Vishay disclaims (i) any and all liability arising out of the application or use of any product, (ii) any and all liability, including without limitation special, consequential or incidental damages, and (iii) any and all implied warranties, including warranties of fitness for particular purpose, non-infringement and merchantability.

Statements regarding the suitability of products for certain types of applications are based on Vishay's knowledge of typical requirements that are often placed on Vishay products in generic applications. Such statements are not binding statements about the suitability of products for a particular application. It is the customer's responsibility to validate that a particular product with the properties described in the product specification is suitable for use in a particular application. Parameters provided in datasheets and/or specifications may vary in different applications and performance may vary over time. All operating parameters, including typical parameters, must be validated for each customer application by the customer's technical experts. Product specifications do not expand or otherwise modify Vishay's terms and conditions of purchase, including but not limited to the warranty expressed therein.

Except as expressly indicated in writing, Vishay products are not designed for use in medical, life-saving, or life-sustaining applications or for any other application in which the failure of the Vishay product could result in personal injury or death. Customers using or selling Vishay products not expressly indicated for use in such applications do so at their own risk. Please contact authorized Vishay personnel to obtain written terms and conditions regarding products designed for such applications.

No license, express or implied, by estoppel or otherwise, to any intellectual property rights is granted by this document or by any conduct of Vishay. Product names and markings noted herein may be trademarks of their respective owners.

Material Category Policy

Vishay Intertechnology, Inc. hereby certifies that all its products that are identified as RoHS-Compliant fulfill the definitions and restrictions defined under Directive 2011/65/EU of The European Parliament and of the Council of June 8, 2011 on the restriction of the use of certain hazardous substances in electrical and electronic equipment (EEE) - recast, unless otherwise specified as non-compliant.

Please note that some Vishay documentation may still make reference to RoHS Directive 2002/95/EC. We confirm that all the products identified as being compliant to Directive 2002/95/EC conform to Directive 2011/65/EU.

Vishay Intertechnology, Inc. hereby certifies that all its products that are identified as Halogen-Free follow Halogen-Free requirements as per JEDEC JS709A standards. Please note that some Vishay documentation may still make reference to the IEC 61249-2-21 definition. We confirm that all the products identified as being compliant to IEC 61249-2-21 conform to JEDEC JS709A standards.

Данный компонент на территории Российской Федерации

Вы можете приобрести в компании MosChip.

Для оперативного оформления запроса Вам необходимо перейти по данной ссылке:

<http://moschip.ru/get-element>

Вы можете разместить у нас заказ для любого Вашего проекта, будь то серийное производство или разработка единичного прибора.

В нашем ассортименте представлены ведущие мировые производители активных и пассивных электронных компонентов.

Нашей специализацией является поставка электронной компонентной базы двойного назначения, продукции таких производителей как XILINX, Intel (ex.ALTERA), Vicor, Microchip, Texas Instruments, Analog Devices, Mini-Circuits, Amphenol, Glenair.

Сотрудничество с глобальными дистрибьюторами электронных компонентов, предоставляет возможность заказывать и получать с международных складов практически любой перечень компонентов в оптимальные для Вас сроки.

На всех этапах разработки и производства наши партнеры могут получить квалифицированную поддержку опытных инженеров.

Система менеджмента качества компании отвечает требованиям в соответствии с ГОСТ Р ИСО 9001, ГОСТ РВ 0015-002 и ЭС РД 009

Офис по работе с юридическими лицами:

105318, г.Москва, ул.Щербаковская д.3, офис 1107, 1118, ДЦ «Щербаковский»

Телефон: +7 495 668-12-70 (многоканальный)

Факс: +7 495 668-12-70 (доб.304)

E-mail: info@moschip.ru

Skype отдела продаж:

moschip.ru

moschip.ru_4

moschip.ru_6

moschip.ru_9