


**HIGH TEMPERATURE**

# Shielded Power Inductors – XAL7030



- High current and very low DCR
- AEC-200 Grade 1 qualified (–40°C to +125°C ambient)
- Soft saturation makes them ideal for VRM/VRD applications.

**Designer's Kit C441** contains 3 each of all values

**Core material** Composite

**Environmental** RoHS compliant, halogen free

**Terminations** RoHS compliant tin-silver (96.5/3.5) over copper. Other terminations available at additional cost.

**Weight** 0.83 – 0.86 g

**Ambient temperature** –40°C to +125°C with Irms current, +125°C to +165°C with derated current.

**Storage temperature** Component: –40°C to +165°C.

Tape and reel packaging: –40°C to +80°C

**Resistance to soldering heat** Max three 40 second reflows at +260°C, parts cooled to room temperature between cycles

**Moisture Sensitivity Level (MSL)** 1 (unlimited floor life at <30°C / 85% relative humidity)

**Failures in Time (FIT) / Mean Time Between Failures (MTBF)**

38 per billion hours / 26,315,789 hours, calculated per Telcordia SR-332

**Packaging** 400/7" reel; 1500/13" reel Plastic tape: 16 mm wide, 0.35 mm thick, 12 mm pocket spacing, 3.0 mm pocket depth

**PCB washing** Only pure water or alcohol recommended

Part number <sup>1</sup>	Inductance <sup>2</sup> ±20% (µH)	DCR (mOhms) <sup>3</sup>		SRF typ <sup>4</sup> (MHz)	Isat <sup>5</sup> (A)	Irms (A) <sup>6</sup>	
		typ	max			20°C rise	40°C rise
XAL7030-161ME_	0.16	1.15	1.26	158	60.0	24.9	32.5
XAL7030-301ME_	0.30	1.75	1.92	101	41.0	21.0	27.6
XAL7030-601ME_	0.60	3.00	3.30	72	36.0	18.0	23.0
XAL7030-102ME_	1.0	4.55	5.00	63	28.0	16.1	21.8
XAL7030-152ME_	1.5	7.60	8.36	51	23.5	11.9	15.0
XAL7030-222ME_	2.2	13.70	15.07	40	18.0	10.0	12.9
XAL7030-272ME_	2.7	15.70	17.30	36	12.8	9.2	11.4
XAL7030-332ME_	3.3	19.50	21.45	29	12.3	8.0	10.0
XAL7030-472ME_	4.7	25.20	27.72	21	12.0	6.9	9.0
XAL7030-562ME_	5.6	30.25	33.30	17	11.5	5.3	7.3
XAL7030-682ME_	6.8	38.70	42.57	15	10.7	4.4	6.8
XAL7030-822ME_	8.2	44.30	48.73	13	10.2	2.9	5.9
XAL7030-103ME_	10	57.00	62.70	12	7.0	2.6	5.3

## Irms Testing

Irms testing was performed on 0.75 inch wide × 0.25 inch thick copper traces in still air.

Temperature rise is highly dependent on many factors including pcb land pattern, trace size, and proximity to other components. Therefore temperature rise should be verified in application conditions.

1. When ordering, please specify **packaging** code:

**XAL7030-562MEC**

**Packaging:** **C** = 7" machine-ready reel. EIA-481 embossed plastic tape (400 parts per full reel).

**B** = Less than full reel. In tape, but not machine ready. To have a leader and trailer added (\$25 charge), use code letter C instead.

**D** = 13" machine-ready reel. EIA-481 embossed plastic tape. Factory order only, not stocked (1500 parts per full reel).

- Inductance tested at 100 kHz, 0.1 Vrms, 0 Adc.
- DCR measured on a micro-ohmmeter.
- SRF measured using Agilent/HP 4395A or equivalent.
- DC current at which the inductance drops 30% (typ) from its value without current.
- Current that causes the specified temperature rise from 25°C ambient.
- Electrical specifications at 25°C.

Refer to Doc 362 "Soldering Surface Mount Components" before soldering.



www.coilcraft.com

**US** +1-847-639-6400 sales@coilcraft.com  
**UK** +44-1236-730595 sales@coilcraft-europe.com  
**Taiwan** +886-2-2264 3646 sales@coilcraft.com.tw  
**China** +86-21-6218 8074 sales@coilcraft.com.cn  
**Singapore** + 65-6484 8412 sales@coilcraft.com.sg

Document 863-1 Revised 08/09/12

© Coilcraft Inc. 2012

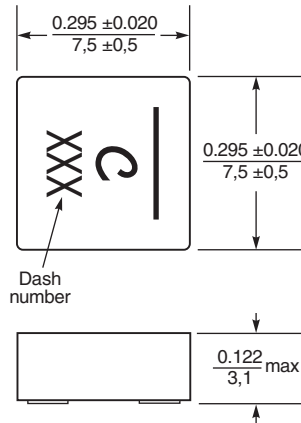
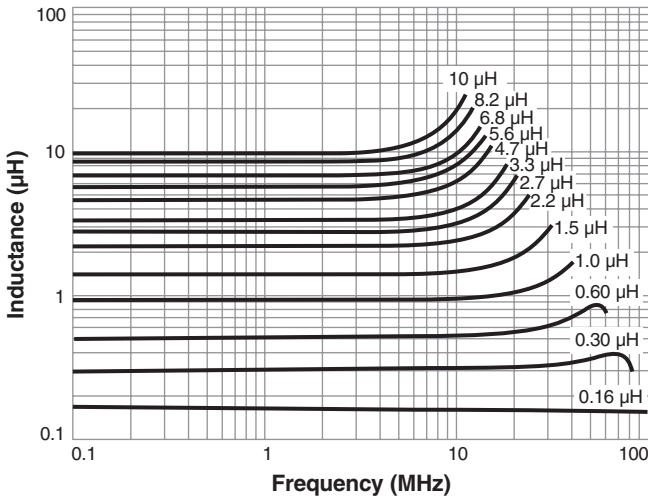
This product may not be used in medical or high risk applications without prior Coilcraft approval. Specification subject to change without notice. Please check out web site for latest information.

# HIGH TEMPERATURE

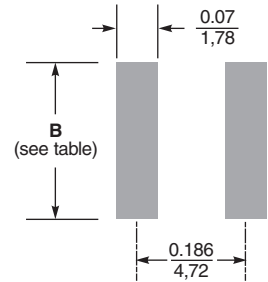
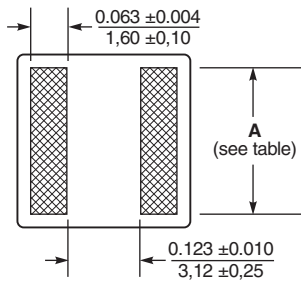


## Shielded Power Inductors – XAL7030

### Typical L vs Frequency



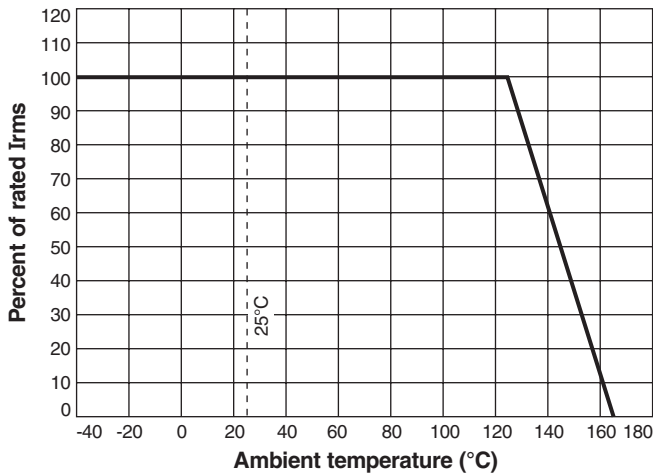
Dash number	A ±0.008 in ±0.20 mm (in / mm)	B (in / mm)
-161	0.261 / 6.62	0.274 / 6.97
-301	0.261 / 6.62	0.274 / 6.97
-601	0.253 / 6.42	0.263 / 6.67
-102	0.249 / 6.32	0.257 / 6.52
-152	0.245 / 6.22	0.251 / 6.37
-222	0.241 / 6.12	0.245 / 6.22
-272	0.241 / 6.12	0.245 / 6.22
-332	0.241 / 6.12	0.245 / 6.22
-472	0.239 / 6.08	0.242 / 6.16
-562	0.239 / 6.08	0.242 / 6.16
-682	0.238 / 6.04	0.240 / 6.10
-822	0.238 / 6.04	0.240 / 6.10
-103	0.238 / 6.04	0.240 / 6.10



Dimensions are in inches / mm

**Recommended Land Pattern**

### Irms Derating

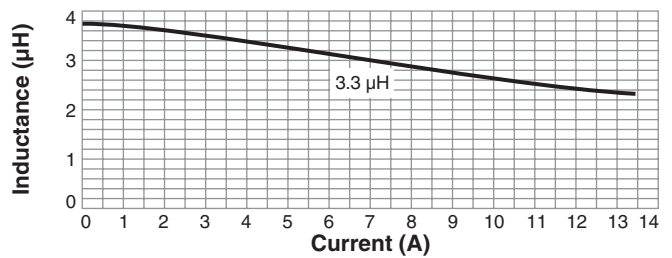
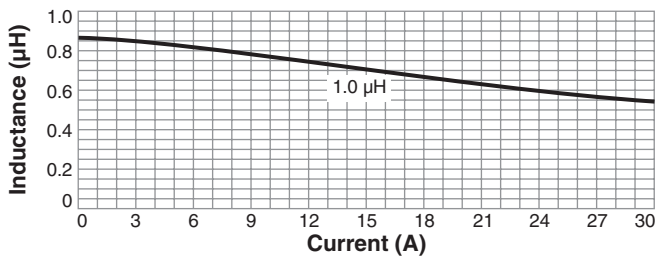
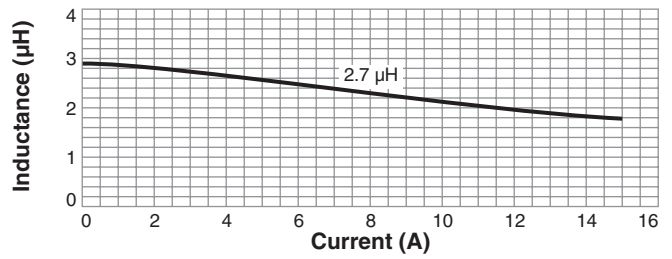
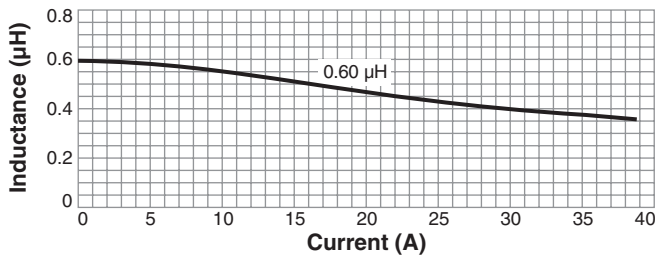
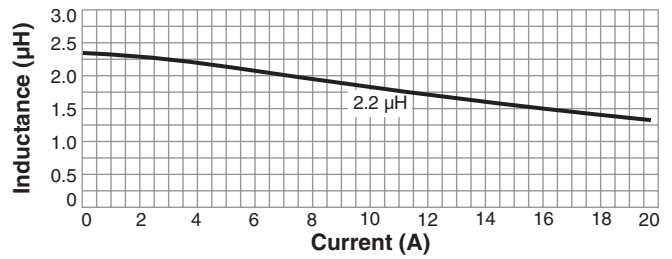
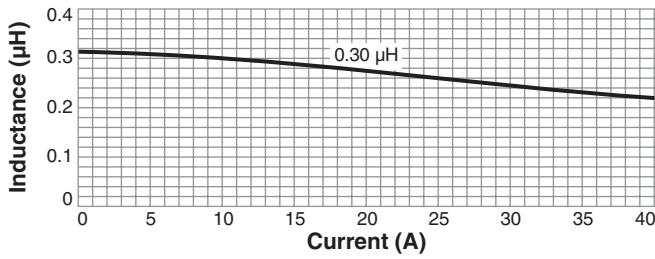
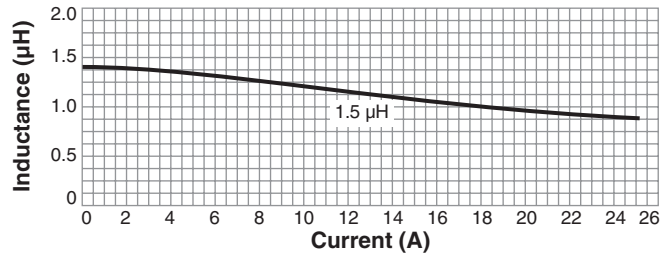
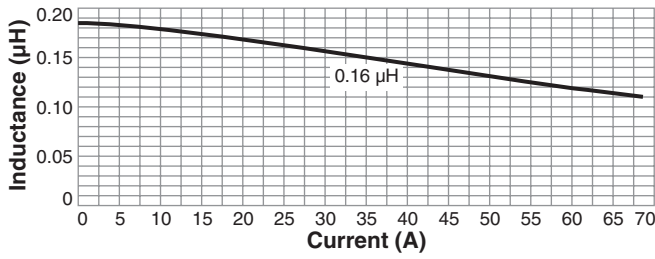


# HIGH TEMPERATURE



## Shielded Power Inductors – XAL7030

### L vs Current

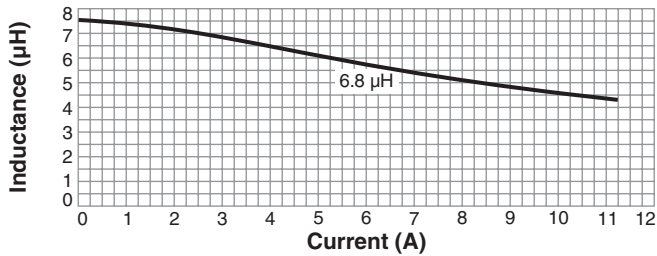
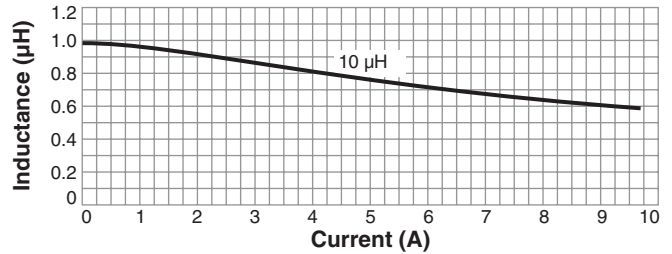
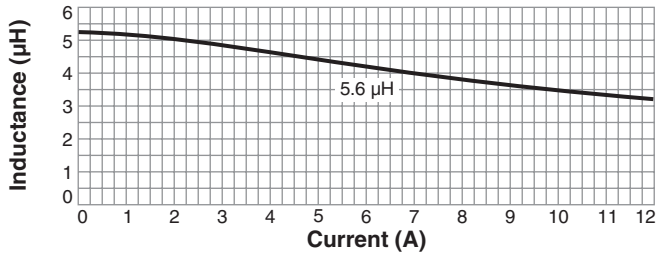
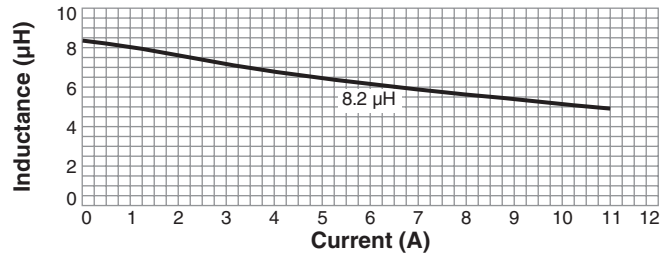
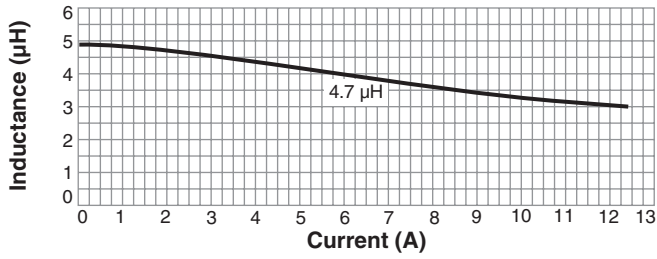


# HIGH TEMPERATURE



## Shielded Power Inductors – XAL7030

### L vs Current



**US** +1-847-639-6400 sales@coilcraft.com  
**UK** +44-1236-730595 sales@coilcraft-europe.com  
**Taiwan** +886-2-2264 3646 sales@coilcraft.com.tw  
**China** +86-21-6218 8074 sales@coilcraft.com.cn  
**Singapore** + 65-6484 8412 sales@coilcraft.com.sg

Document 863-4 Revised 08/09/12  
 © Coilcraft Inc. 2012  
 This product may not be used in medical or high risk applications without prior Coilcraft approval. Specification subject to change without notice. Please check out web site for latest information.

## Данный компонент на территории Российской Федерации

### Вы можете приобрести в компании MosChip.

Для оперативного оформления запроса Вам необходимо перейти по данной ссылке:

<http://moschip.ru/get-element>

Вы можете разместить у нас заказ для любого Вашего проекта, будь то серийное производство или разработка единичного прибора.

В нашем ассортименте представлены ведущие мировые производители активных и пассивных электронных компонентов.

Нашей специализацией является поставка электронной компонентной базы двойного назначения, продукции таких производителей как XILINX, Intel (ex.ALTERA), Vicor, Microchip, Texas Instruments, Analog Devices, Mini-Circuits, Amphenol, Glenair.

Сотрудничество с глобальными дистрибьюторами электронных компонентов, предоставляет возможность заказывать и получать с международных складов практически любой перечень компонентов в оптимальные для Вас сроки.

На всех этапах разработки и производства наши партнеры могут получить квалифицированную поддержку опытных инженеров.

Система менеджмента качества компании отвечает требованиям в соответствии с ГОСТ Р ИСО 9001, ГОСТ РВ 0015-002 и ЭС РД 009

### Офис по работе с юридическими лицами:

105318, г.Москва, ул.Щербаковская д.3, офис 1107, 1118, ДЦ «Щербаковский»

Телефон: +7 495 668-12-70 (многоканальный)

Факс: +7 495 668-12-70 (доб.304)

E-mail: [info@moschip.ru](mailto:info@moschip.ru)

Skype отдела продаж:

moschip.ru

moschip.ru\_4

moschip.ru\_6

moschip.ru\_9