

General Specifications

Toggles

Rockers

Pushbuttons

Illuminated PB

Programmable

Keylocks

Rotaries

Slides

Tactiles

Tilt

Touch

Indicators

Accessories

Supplement

Electrical Capacity (Resistive Load)

| | |
|------------------------------|---|
| Power Level (silver): | 0.1A @ 30V DC |
| Logic Level (gold): | 0.4VA maximum @ 28V AC/DC maximum (Applicable Range 0.1mA ~ 0.1A @ 20mV ~ 28V) |

Note: Find additional explanation of operating range in Supplement section.

Other Ratings

| | |
|-------------------------------|---|
| Contact Resistance: | 20 milliohms maximum for power level; 40 milliohms maximum for logic level |
| Insulation Resistance: | 100 megohms minimum @ 500V DC |
| Dielectric Strength: | 500V AC minimum 1 minute minimum |
| Mechanical Life: | 10,000 operations minimum |
| Electrical Life: | 10,000 operations minimum |
| Contact Timing: | SS12S & SS22S – Shorting (make-before-break); SS14M – Nonshorting (break-before-make) |
| Total Travel: | .079" (2.0mm) |

Materials & Finishes

| | |
|---------------------------|---|
| Actuator: | Polyamide |
| Upper Case: | Polyester for 3-On models; polyacetal for all other models |
| Lower Case: | Glass fiber reinforced polyester for 3-On models; glass fiber reinforced polybutylene terephthalate (thermoplastic) for other models |
| Movable Contactor: | Phosphor bronze with silver plating (code 2) or phosphor bronze with gold plating (code 4) |
| Interior Base: | Phenolic resin (thermoset) |
| Terminals: | Brass with silver plating over copper plating or brass with gold plating |

Environmental Data

| | |
|------------------------------|--|
| Operating Temp Range: | -15°C through +60°C (+5°F through +140°F) |
| Humidity: | 90 ~ 95% humidity for 96 hours @ 40°C (104°F) |
| Vibration: | 10 ~ 55Hz with peak-to-peak amplitude of 1.5mm traversing the frequency range & returning in 1 minute; 3 right angled directions for 2 hours |
| Shock: | 50G (490m/s ²) acceleration (tested in 6 right angled directions, with 5 shocks in each direction) |

PCB Processing

| | |
|-------------------|---|
| Soldering: | Wave Soldering: For non-supported through-hole, see Profile B in Supplement section. For supported through-hole, 5 seconds maximum @ 250°C maximum. Manual Solder: See Profile B in Supplement section. |
| Cleaning: | These devices are not process sealed. Hand clean locally using alcohol based solution. |

Standards & Certifications

The SS series devices have not been tested for UL recognition and CSA certification. These switches are designed for use in a low-voltage, low-current circuit. When used as intended in a low-voltage, low-current circuit, the results do not produce hazardous energy.

Distinctive Characteristics

Top or side actuation permits flexible board design.

Compact dimensions and low profile allow high density mounting and close stacking of PC boards.

Crisp actuation positively indicates circuit status.

Double molded thermoset base and thermo-plastic housing prevent loosening of terminals due to high soldering temperatures.


Award-winning STC mechanism with benefits unavailable in conventional mechanisms: smoother, positive detent actuation, increased contact stability, and unparalleled logic-level reliability. (Additional STC details in Terms and Acronyms in the Supplement section.)

Insert molded terminals lock out flux, solvents, and other contaminants.

Inch or metric terminal spacing for standard PC board grid (.100" x .100" or 2.0mm x 2.0mm).



Actual Size



TYPICAL SWITCH ORDERING EXAMPLE

SS

12S

D

P

2

Poles & Circuits

| | | | | |
|--|------|----|------|----|
| 12S | SPDT | ON | NONE | ON |
| SS12S model has shorting contacts. | | | | |
| * 14M | SP3T | ON | ON | ON |
| SS14M model has nonshorting contacts. | | | | |
| 22S | DPDT | ON | NONE | ON |
| SS22S model has shorting contacts. | | | | |
| See Poles & Circuits chart below. | | | | |
| * 14M Circuit with silver contacts only. | | | | |

Terminal Spacing

| | |
|----------|----------------------|
| B | Metric 2.0mm x 2.0mm |
| D | Inch .100" x .100" |

Contact Material & Ratings


| | |
|----------------------------------|--|
| 2 | Silver Rated 0.1A @ 30V DC |
| *4 | Gold Rated 0.4VA maximum @ 28V AC/DC maximum |
| * Gold not available with SS14M. | |

Actuation

| | |
|----------|---------------|
| P | Top Actuated |
| H | Side Actuated |

DESCRIPTION FOR TYPICAL ORDERING EXAMPLE

SS12SDP2

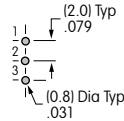


POLES & CIRCUITS

| Pole | Model | Slide Position | | | Connected Terminals | | | Throw & Schematics |
|------|-------|----------------|--------|------|---------------------|--------|---------|---|
| | | Right | Center | Left | Right | Center | Left | |
| SP | SS12S | ON | NONE | ON | 2-1 | NONE | 2-3 | SPDT |
| SP | SS14M | ON | ON | ON | 3-4 | 3-2 | 3-1 | SP3T <p>Make-Before-Break ON-OFF-ON circuit can be created by not connecting terminal 2.</p> |
| DP | SS22S | ON | NONE | ON | 2-1 5-4 | NONE | 2-3 5-6 | DPDT |

TERMINAL SPACING

B Metric 2.0mm x 2.0mm with Black Base



On-None-On Single Pole Models

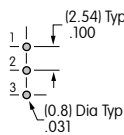


On-None-On Double Pole Models

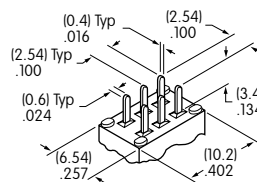


3-On Models

D Inch .100" x .100" with Gray Base



On-None-On Single Pole Models



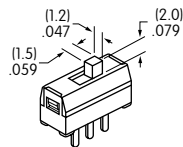
On-None-On Double Pole Models



3-On Models

ACTUATION

P Top Actuated



H Side Actuated



CONTACT MATERIALS & RATINGS

2 Silver over Phosphor Bronze

Power Level

0.1A @ 30V DC

4 Gold over Silver/Phosphor Bronze

Logic Level

0.4VA max @ 28V AC/DC max

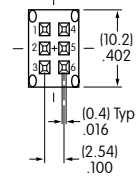
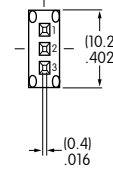
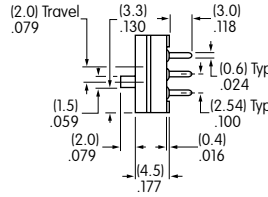
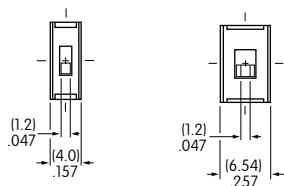
Complete explanation of operating range in Supplement section.

Toggles
Rockers
Pushbuttons
Illuminated PB
Programmable
Keylocks
Rotaries
Slides
Tactiles
Tilt
Touch
Indicators
Accessories
Supplement

TYPICAL SWITCH DIMENSIONS

Top Actuated

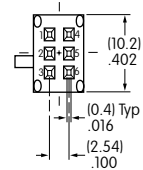
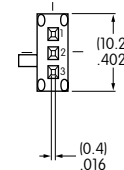
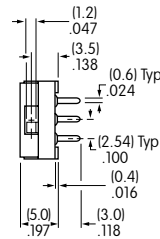
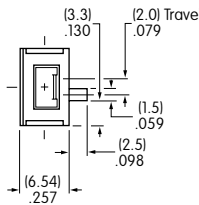
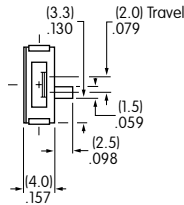
Single & Double Pole



SS12SDP2

Side Actuated

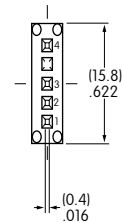
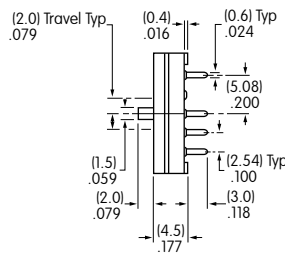
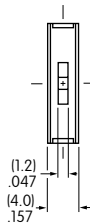
Single & Double Pole



SS12SDH2

3-On Circuit • Top Actuated

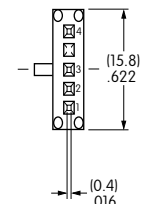
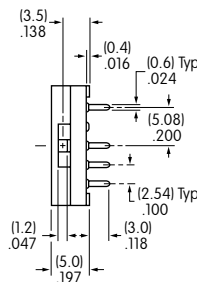
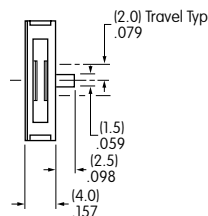
Single Pole



SS14MDP2

3-On Circuit • Side Actuated

Single Pole



SS14MDH2

Данный компонент на территории Российской Федерации

Вы можете приобрести в компании MosChip.

Для оперативного оформления запроса Вам необходимо перейти по данной ссылке:

<http://moschip.ru/get-element>

Вы можете разместить у нас заказ для любого Вашего проекта, будь то серийное производство или разработка единичного прибора.

В нашем ассортименте представлены ведущие мировые производители активных и пассивных электронных компонентов.

Нашей специализацией является поставка электронной компонентной базы двойного назначения, продукции таких производителей как XILINX, Intel (ex.ALTERA), Vicor, Microchip, Texas Instruments, Analog Devices, Mini-Circuits, Amphenol, Glenair.

Сотрудничество с глобальными дистрибьюторами электронных компонентов, предоставляет возможность заказывать и получать с международных складов практически любой перечень компонентов в оптимальные для Вас сроки.

На всех этапах разработки и производства наши партнеры могут получить квалифицированную поддержку опытных инженеров.

Система менеджмента качества компании отвечает требованиям в соответствии с ГОСТ Р ИСО 9001, ГОСТ РВ 0015-002 и ЭС РД 009

Офис по работе с юридическими лицами:

105318, г.Москва, ул.Щербаковская д.3, офис 1107, 1118, ДЦ «Щербаковский»

Телефон: +7 495 668-12-70 (многоканальный)

Факс: +7 495 668-12-70 (доб.304)

E-mail: info@moschip.ru

Skype отдела продаж:

moschip.ru

moschip.ru_4

moschip.ru_6

moschip.ru_9