

Bus coupler - IBS ST ZF 24 BK DIO 8/8/3-T - 2750798

Please be informed that the data shown in this PDF Document is generated from our Online Catalog. Please find the complete data in the user's documentation. Our General Terms of Use for Downloads are valid (<http://phoenixcontact.com/download>)



The illustration shows version IBS ST 24 BK DIO 8/8/3-LK

INTERBUS-ST I/O bus terminal module, 8 digital inputs, 8 digital outputs, 500 mA, I/Os additionally available via FLK plug, IP20 protection, consisting of: Terminal part with spring-cage connection and module electronics

Product description

INTERBUS ST bus terminal modules with additional interfaces (I/O)

In addition to the actual bus terminal module functions, 8 digital inputs and 8 digital outputs are integrated into the INTERBUS input/output bus terminal modules. On top of this, the modules can be extended by up to four INTERBUS-ST input/output modules. All the bus terminal module functions, such as switching of the input/output modules from the INTERBUS network remain available without restrictions.

This bus terminal module is particularly suitable for use in applications for which very little space is available, or where only a few input/output points are required.

The IBS ST 24 BK DIO 8/8/3-T or -LK modules provide the option of assigning inputs and outputs either by screw terminal blocks in the termination block, or using an FLK system connector. This permits the ELR 319 electronic load relay or VARIOFACE input/output modules to be connected simply using 14-pos. FLK connectors.

The IBS ST 24 BK RB-T or IBS ST 24 BK RB-LK modules have an additional remote bus branch. This remote bus branch has the same restrictions regarding structure as any remote bus. All devices with remote bus interface can be linked in here.

All INTERBUS bus terminal modules make it possible to individually enable/disable the additional bus interfaces. To some extent, they perform the role of two bus terminal modules in the INTERBUS system and are also treated as such in the address lists and configuring software (CMD).


Note: When configuring buses branching off from the bus terminal modules, please observe the topology supported by INTERBUS controller boards.

Product Features

- ✓ Remote bus connections using copper technology
- ✓ Electrical isolation
- ✓ 8 digital inputs
- ✓ 8 digital outputs
- ✓ Diagnostic and status indicators
- ✓ DIN rail mounting



Key commercial data

Packing unit	1 pc
GTIN	 4 017918 108410
Weight per Piece (excluding packing)	706.6 GRM

Bus coupler - IBS ST ZF 24 BK DIO 8/8/3-T - 2750798

Custom tariff number	85389091
Country of origin	Germany

Technical data

Note

Utilization restriction	EMC: class A product, see manufacturer's declaration in the download area
-------------------------	---

Dimensions

Width	118 mm
Height	117 mm
Depth	116 mm

Ambient conditions

Ambient temperature (operation)	0 °C ... 55 °C
Ambient temperature (storage/transport)	-25 °C ... 70 °C
Permissible humidity (operation)	75 % (on average, 85% infrequently, non-condensing)
Permissible humidity (storage/transport)	75 % (on average, 85% infrequently, non-condensing)
Air pressure (operation)	80 kPa ... 106 kPa (up to 2000 m above mean sea level)
Air pressure (storage/transport)	80 kPa ... 106 kPa (up to 2000 m above mean sea level)
Degree of protection	IP20

Interfaces

Fieldbus system	INTERBUS
Designation	INTERBUS
Connection method	9-pos. D-SUB plug/socket
Designation connection point	Incoming/Outgoing Remote Bus
Number of positions	9
Fieldbus system	Lokalbus
Designation	ST local bus
Connection method	ST local bus connector
Transmission speed	500 kBit/s

Digital inputs

Input name	Digital inputs
Connection method	Screw-cage connection or FLK connectors
	3-conductor
Number of inputs	8
Typical response time	≥ 1 ms (typical)
Protective circuit	Overload protection Fuse in header
Input voltage	24 V DC
Input voltage range "0" signal	-30 V DC ... 5 V DC

Bus coupler - IBS ST ZF 24 BK DIO 8/8/3-T - 2750798

Technical data

Digital inputs

Input voltage range "1" signal	13 V DC ... 30 V DC
Nominal input current at U_{IN}	typ. 5 mA (per channel)

Digital outputs

Output name	Digital outputs
Connection method	Screw-cage connection or FLK connectors
	3-conductor
Number of outputs	8
Protective circuit	Short-circuit protection Electronic
Maximum output current per channel	500 mA
Maximum output current per module / terminal block	4 A
Maximum output current per group	2 A
Nominal load, lamp	12 W
Nominal load, ohmic	12 W

Power supply for module electronics

Supply voltage	24 V DC
Supply voltage range	18.5 V DC ... 30.5 V DC (including ripple)
Ripple	3.6 V _{pp} within the allowable voltage range
Current consumption	typ. 150 mA

General

Weight	690 g
Mounting type	DIN rail
Protection class	III, IEC 61140, EN 61140, VDE 0140-1
Test section	Incoming remote bus / Outgoing remote bus 500 V AC 50 Hz 1 min
	Incoming remote bus / I/O interface 500 V AC 50 Hz 1 min
	Incoming remote bus/ST interface 500 V AC 50 Hz 1 min

Classifications

eCl@ss

eCl@ss 4.0	27250203
eCl@ss 4.1	27250203
eCl@ss 5.0	27250203
eCl@ss 5.1	27242608
eCl@ss 6.0	27242608
eCl@ss 7.0	27242608
eCl@ss 8.0	27242608

Bus coupler - IBS ST ZF 24 BK DIO 8/8/3-T - 2750798

Classifications

ETIM

ETIM 2.0	EC001434
ETIM 3.0	EC001604
ETIM 4.0	EC001604
ETIM 5.0	EC001604

UNSPSC

UNSPSC 6.01	43172015
UNSPSC 7.0901	43201404
UNSPSC 11	43172015
UNSPSC 12.01	43201404
UNSPSC 13.2	43201404

Approvals

Approvals

Approvals

UL Recognized / cUL Recognized / GOST / INTERBUS CLUB / cULus Recognized

Ex Approvals

Approvals submitted

Approval details

UL Recognized

cUL Recognized

GOST

Bus coupler - IBS ST ZF 24 BK DIO 8/8/3-T - 2750798

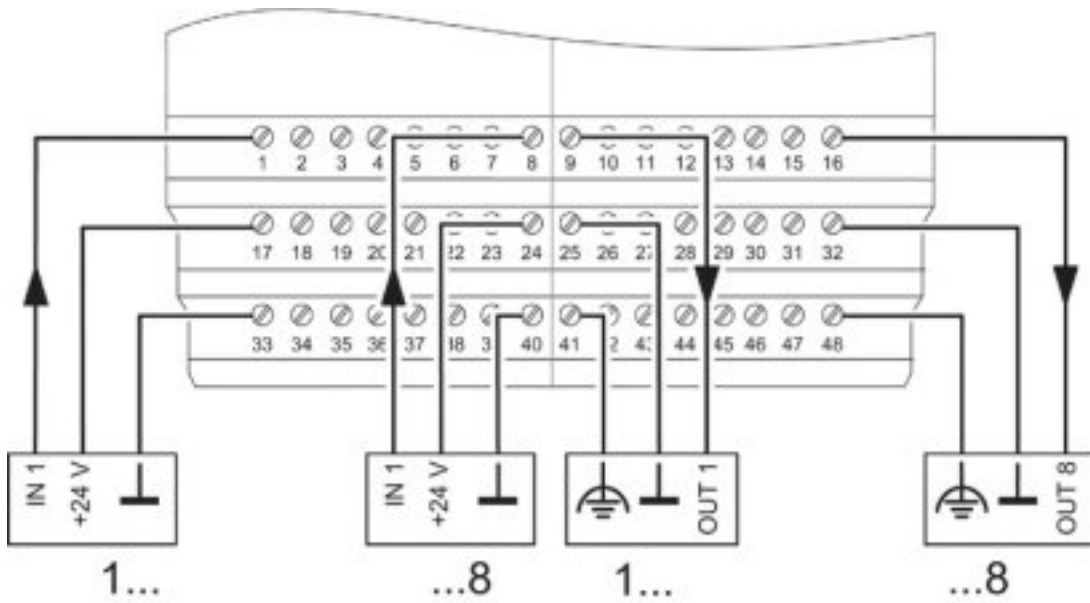
Approvals

INTERBUS CLUB

cULus Recognized US

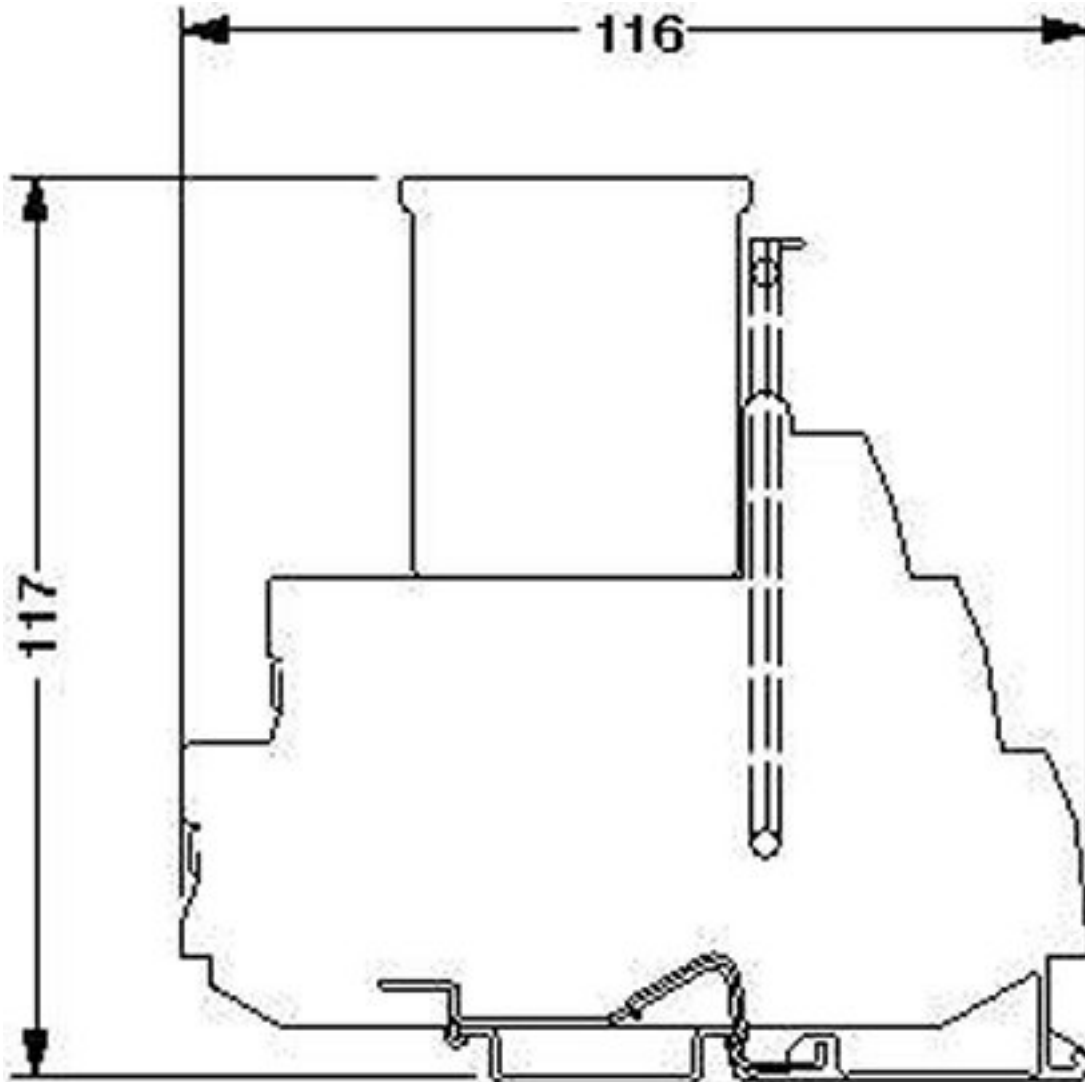
Drawings

Connection diagram



Bus coupler - IBS ST ZF 24 BK DIO 8/8/3-T - 2750798

Dimensioned drawing



Данный компонент на территории Российской Федерации

Вы можете приобрести в компании MosChip.

Для оперативного оформления запроса Вам необходимо перейти по данной ссылке:

<http://moschip.ru/get-element>

Вы можете разместить у нас заказ для любого Вашего проекта, будь то серийное производство или разработка единичного прибора.

В нашем ассортименте представлены ведущие мировые производители активных и пассивных электронных компонентов.

Нашей специализацией является поставка электронной компонентной базы двойного назначения, продукции таких производителей как XILINX, Intel (ex.ALTERA), Vicor, Microchip, Texas Instruments, Analog Devices, Mini-Circuits, Amphenol, Glenair.

Сотрудничество с глобальными дистрибьюторами электронных компонентов, предоставляет возможность заказывать и получать с международных складов практически любой перечень компонентов в оптимальные для Вас сроки.

На всех этапах разработки и производства наши партнеры могут получить квалифицированную поддержку опытных инженеров.

Система менеджмента качества компании отвечает требованиям в соответствии с ГОСТ Р ИСО 9001, ГОСТ РВ 0015-002 и ЭС РД 009

Офис по работе с юридическими лицами:

105318, г.Москва, ул.Щербаковская д.3, офис 1107, 1118, ДЦ «Щербаковский»

Телефон: +7 495 668-12-70 (многоканальный)

Факс: +7 495 668-12-70 (доб.304)

E-mail: info@moschip.ru

Skype отдела продаж:

moschip.ru

moschip.ru_4

moschip.ru_6

moschip.ru_9