

1A, 50V - 1000V Glass Passivated High Efficient Rectifier

FEATURES

- Glass passivated chip junction
- High current capability
- High reliability
- High surge current capability
- High efficiency, Low V_F
- Compliant to RoHS Directive 2011/65/EU and in accordance to WEEE 2002/96/EC
- Halogen-free according to IEC 61249-2-21

APPLICATIONS

- High frequency rectification
- Freewheeling application
- Switching mode converters and inverters in computer and telecommunication.

MECHANICAL DATA

- Case: TS-1
- Molding compound meets UL 94V-0 flammability rating
- Packing code with suffix "G" means green compound (halogen-free)
- Terminal: Pure tin plated leads, solderable per J-STD-002
- Meet JESD 201 class 1A whisker test
- Polarity: As marked
- Weight: 0.2 g (approximately)

KEY PARAMETERS		
PARAMETER	VALUE	UNIT
$I_{F(AV)}$	1	A
V_{RRM}	50 - 1000	V
I_{FSM}	30	A
T_{JMAX}	150	°C
Package	TS-1	
Configuration	Single Die	



TS-1

ABSOLUTE MAXIMUM RATINGS ($T_A = 25^\circ\text{C}$ unless otherwise noted)

PARAMETER	SYMBOL	HT 11G-K	HT 12G-K	HT 13G-K	HT 14G-K	HT 15G-K	HT 16G-K	HT 17G-K	HT 18G-K	UNIT
Marking code on the device		HT11G	HT12G	HT13G	HT14G	HT15G	HT16G	HT17G	HT18G	
Repetitive peak reverse voltage	V_{RRM}	50	100	200	300	400	600	800	1000	V
Reverse voltage, total rms value	$V_{R(RMS)}$	35	70	140	210	280	420	560	700	V
Forward current	$I_{F(AV)}$	1								A
Surge peak forward current, 8.3 ms single half sine-wave superimposed on rated load per diode	I_{FSM}	30								A
Junction temperature	T_J	- 55 to +150								°C
Storage temperature	T_{STG}	- 55 to +150								°C

THERMAL PERFORMANCE			
PARAMETER	SYMBOL	LIMIT	UNIT
Junction-to-ambient thermal resistance	$R_{\theta JA}$	95	°C/W

ELECTRICAL SPECIFICATIONS ($T_A = 25^\circ\text{C}$ unless otherwise noted)						
PARAMETER		CONDITIONS	SYMBOL	TYP	MAX	UNIT
Forward voltage per diode ⁽¹⁾	HT11G-K HT12G-K HT13G-K HT14G-K	$I_F = 1\text{A}, T_J = 25^\circ\text{C}$	V_F	-	1.0	V
	HT15G-K			-	1.30	V
	HT16G-K HT17G-K HT18G-K			-	1.70	V
Reverse current @ rated V_R per diode ⁽²⁾		$T_J = 25^\circ\text{C}$	I_R	-	5	μA
		$T_J = 125^\circ\text{C}$		-	150	μA
Junction capacitance	HT11G-K HT12G-K HT13G-K HT14G-K HT15G-K	1 MHz, $V_R = 4.0\text{V}$	C_J	15	-	pF
	HT16G-K HT17G-K HT18G-K			10	-	pF
Reverse recovery time	HT11G-K HT12G-K HT13G-K HT14G-K HT15G-K	$I_F = 0.5\text{A}, I_R = 1.0\text{A}$ $I_{RR} = 0.25\text{A}$	t_{rr}	-	50	ns
	HT16G-K HT17G-K HT18G-K			-	75	ns

Notes:

1. Pulse test with $PW = 0.3\text{ ms}$
2. Pulse test with $PW = 30\text{ ms}$

ORDERING INFORMATION				
PART NO.	PACKING CODE	PACKING CODE SUFFIX	PACKAGE	PACKING
HT1XG-K (Note 1, 2)	A0	G	TS-1	3,000 / Ammo box (52mm taping)
	A1		TS-1	3,000 / Ammo box (26mm taping)
	R0		TS-1	5,000 / 13" Paper reel
	B0		TS-1	1,000 / Bulk packing

Notes:

1. "x" defines voltage from 50V (HT11G-K) to 1000V (HT18G-K)
2. Whole series with green compound (halogen-free)

EXAMPLE P/N				
EXAMPLE P/N	PART NO.	PACKING CODE	PACKING CODE SUFFIX	DESCRIPTION
HT11G-K A0G	HT11G-K	A0	G	Green compound

CHARACTERISTICS CURVES

($T_A = 25^\circ\text{C}$ unless otherwise noted)

Fig.1 Forward Current Derating Curve

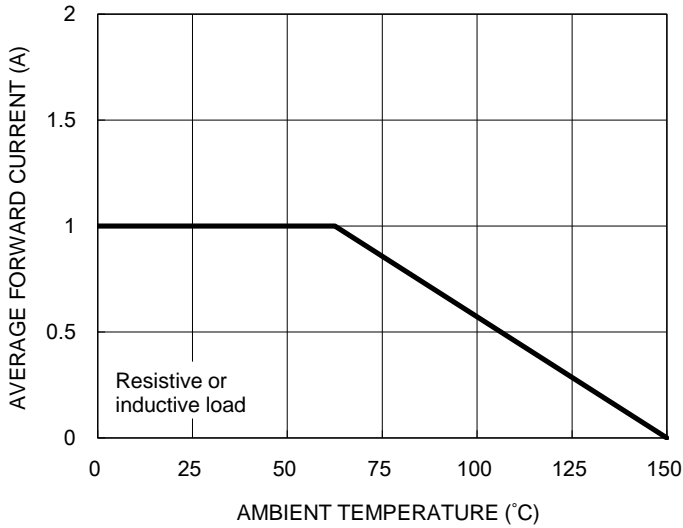


Fig.2 Typical Junction Capacitance

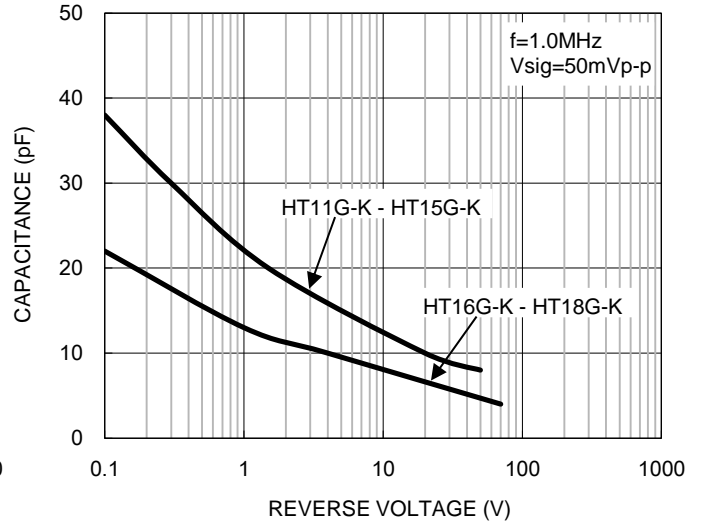


Fig.3 Typical Reverse Characteristics

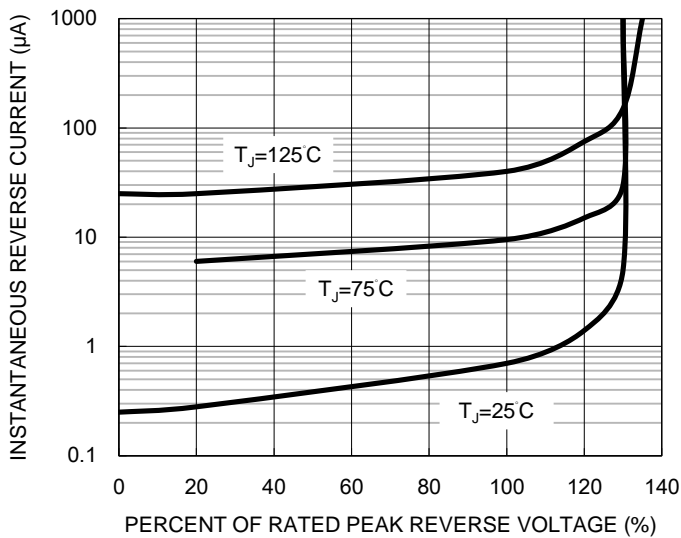
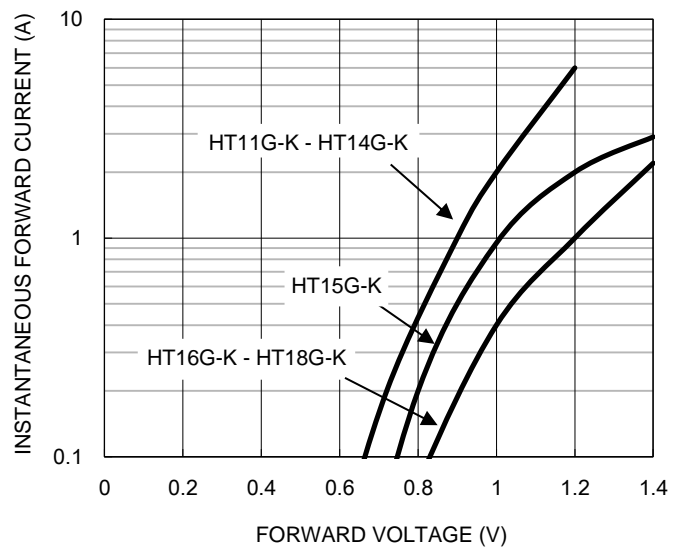


Fig.4 Typical Forward Characteristics



CHARACTERISTICS CURVES

($T_A = 25^\circ\text{C}$ unless otherwise noted)

Fig.5 Maximum Non-repetitive Forward Surge Current

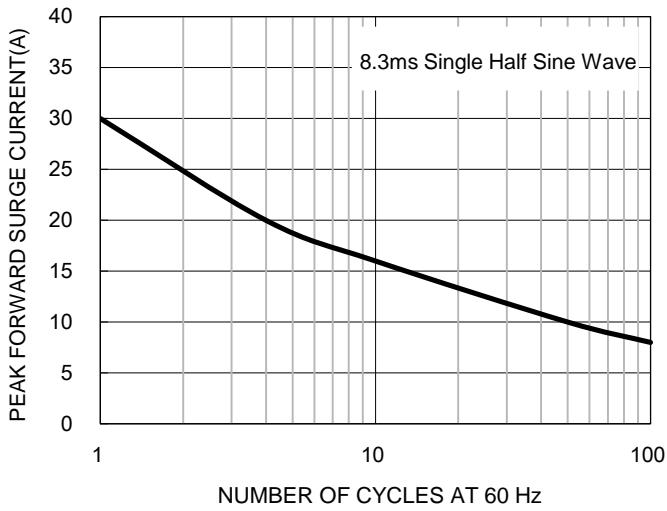
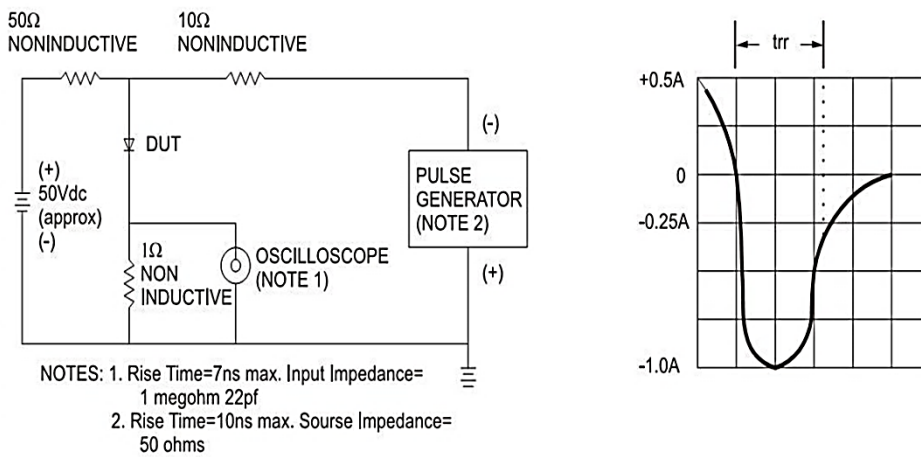
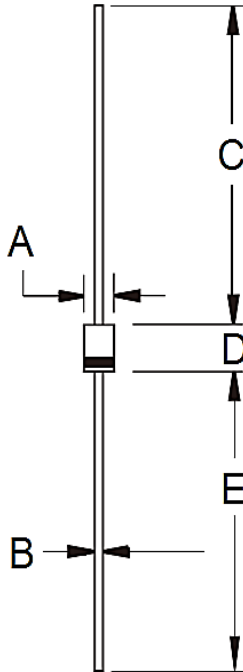


Fig.6 Reverse Recovery Time Characteristic And Test Circuit Diagram




PACKAGE OUTLINE DIMENSIONS

TS-1



DIM.	Unit (mm)		Unit (inch)	
	Min	Max	Min	Max
A	2.00	2.70	0.079	0.106
B	0.53	0.64	0.021	0.025
C	25.40	-	1.000	-
D	3.00	3.30	0.118	0.130
E	25.40	-	1.000	-

MARKING DIAGRAM



- P/N = Marking Code
- G = Green Compound
- YW = Date Code
- F = Factory Code

Notice

Specifications of the products displayed herein are subject to change without notice. TSC or anyone on its behalf, assumes no responsibility or liability for any errors or inaccuracies.

Information contained herein is intended to provide a product description only. No license, express or implied, to any intellectual property rights is granted by this document. Except as provided in TSC's terms and conditions of sale for such products, TSC assumes no liability whatsoever, and disclaims any express or implied warranty, relating to sale and/or use of TSC products including liability or warranties relating to fitness for a particular purpose, merchantability, or infringement of any patent, copyright, or other intellectual property right.

The products shown herein are not designed for use in medical, life-saving, or life-sustaining applications. Customers using or selling these products for use in such applications do so at their own risk and agree to fully indemnify TSC for any damages resulting from such improper use or sale.

Данный компонент на территории Российской Федерации

Вы можете приобрести в компании MosChip.

Для оперативного оформления запроса Вам необходимо перейти по данной ссылке:

<http://moschip.ru/get-element>

Вы можете разместить у нас заказ для любого Вашего проекта, будь то серийное производство или разработка единичного прибора.

В нашем ассортименте представлены ведущие мировые производители активных и пассивных электронных компонентов.

Нашей специализацией является поставка электронной компонентной базы двойного назначения, продукции таких производителей как XILINX, Intel (ex.ALTERA), Vicor, Microchip, Texas Instruments, Analog Devices, Mini-Circuits, Amphenol, Glenair.

Сотрудничество с глобальными дистрибьюторами электронных компонентов, предоставляет возможность заказывать и получать с международных складов практически любой перечень компонентов в оптимальные для Вас сроки.

На всех этапах разработки и производства наши партнеры могут получить квалифицированную поддержку опытных инженеров.

Система менеджмента качества компании отвечает требованиям в соответствии с ГОСТ Р ИСО 9001, ГОСТ РВ 0015-002 и ЭС РД 009

Офис по работе с юридическими лицами:

105318, г.Москва, ул.Щербаковская д.3, офис 1107, 1118, ДЦ «Щербаковский»

Телефон: +7 495 668-12-70 (многоканальный)

Факс: +7 495 668-12-70 (доб.304)

E-mail: info@moschip.ru

Skype отдела продаж:

moschip.ru

moschip.ru_4

moschip.ru_6

moschip.ru_9