

Moisture Sensitivity Level (MSL) – 1

OVERVIEW:

Abracón's ASTXR series of Temperature Compensated Crystal Oscillators are based on an Advanced-Analog Temperature Compensation Integrated Circuit, incorporated with Rakon's Precision TCXO processing techniques.

This composite enables exceptional frequency stability over temperature ($\leq \pm 0.50$ ppm over -40°C to $+85^{\circ}\text{C}$). Additionally, high-resolution screening algorithms are employed during the production verification process, ensuring that 100% of these devices are fully compliant to the stringent frequency stability specifications.

For Power Sensitive applications, the ASTXR series provides the ability to preserve consumed power by placing the device in shut-down mode; when not used. This series of devices are ideally suited for GPS and other mobile applications where performance, size, cost and power management are of critical importance.

FEATURES:

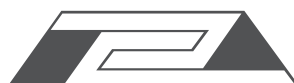
- Excellent phase noise performance
- Low power consumption
- Ultra miniature size: 2.05 x 1.65 x 0.8mm
- RoHS compliant
- Temperature stability: ± 0.5 ppm over $-30 \sim +85^{\circ}\text{C}$


APPLICATIONS:

- GPS
- Smartphone
- PND
- Communications
- Consumer electronics
- Wi-Fi
- WiMAX/W-LAN

STANDARD SPECIFICATIONS:

| Parameters | Minimum | Typical | Maximum | Units | Notes |
|--|------------------------------|---------|-----------|-------------------------|--|
| Nominal Frequency | 26.000 | | | MHz | |
| Supply Voltage (Vdd) | 1.75 | 1.9 | 2.0 | V | |
| Current Consumption (@Vdd max) | | | 1.5 | mA | See Note 2 |
| Operable Temperature Range | -40 | | +85 | $^{\circ}\text{C}$ | |
| Storage Temperature Range | -40 | | +85 | $^{\circ}\text{C}$ | |
| Initial Frequency Tolerance + Reflow Drift @ $+25^{\circ}\text{C} \pm 2^{\circ}\text{C}$ at time of shipment | | | ± 2 | ppm | After 2 consecutive reflows and 1hr recovery @ $+25^{\circ}\text{C}$ |
| Frequency Stability over -30°C to $+85^{\circ}\text{C}$ | | | ± 0.5 | ppm | Ref. to $(F_{\text{MAX}} + F_{\text{MIN}}) / 2$. See Note 1 |
| Frequency Stability over -40°C to -30°C | | | ± 1 | ppm | Temperature varied at maximum of $2^{\circ}\text{C}/\text{minute}$ over -40°C to $+30^{\circ}\text{C}$ |
| Frequency Slope (tested to a minimum of 1 freq. reading every 2°C over -30°C to $+85^{\circ}\text{C}$) | | | 0.1 | ppm/ $^{\circ}\text{C}$ | See Note 1 |
| Frequency Slope (tested to a minimum of 1 freq. reading every 2°C over -40°C to -30°C) | | | 0.5 | ppm/ $^{\circ}\text{C}$ | See Note 1 |
| Static Temperature Hysteresis (Frequency change after reciprocal temperature ramped over the operating range. Frequency measured before and after at $+25^{\circ}\text{C}$) | | | 0.6 | ppm | |
| Sensitivity vs. Supply Voltage Variations (Vdd $\pm 5\%$ @ $+25^{\circ}\text{C}$) | | | ± 0.1 | ppm | |
| Sensitivity vs. Load Variations ($\pm 10\%$ load change @ $+25^{\circ}\text{C}$) | | | ± 0.2 | ppm | See Note 2 |
| Long Term Stability (frequency drift over 1 year @ $+25^{\circ}\text{C}$) | | | ± 3 | ppm | |
| G-sensitivity | | | 2 | ppb/g | Gamma vector of all 3 axis from 30Hz to 1500Hz |
| Output Type | DC Coupled Clipped Sine-wave | | | | See Note 3 |
| Output Voltage Level (@ minimum Vdd) | 0.8 | | | V | See Note 2 |
| Output Load Resistance | 9 | 10 | 11 | k Ω | |
| Output Load Capacitance | 9 | 10 | 11 | pF | |
| Startup Time (amplitude) | | | 0.5 | ms | Within 90% of specified output level |
| Startup Time (frequency) | | | 1.5 | ms | Within ± 0.5 ppm of steady state frequency |





| Parameters | Minimum | Typical | Maximum | Units | Notes |
|--------------------------------------|---------|---------|---------|----------|--|
| Enable/Disable Function (Pin 1) | | | | | |
| Input Voltage High (VIH) | 80%*Vdd | | Vdd | V | Normal operating Mode |
| Input Voltage Low (VIL) | GND | | 20%*Vdd | V | Power Down Mode |
| Stand-by Current | | <0.01 | 2 | μA | |
| Enable Time (amplitude) | | | 0.5 | ms | Within 90% of specified output level |
| Enable Time (frequency) | | | 2 | ms | Within ±0.5ppm of steady state frequency |
| Phase Noise @ 26MHz Carrier (@+25°C) | | | | | |
| @ 1 Hz offset | | -65 | | dBc / Hz | |
| @ 10 Hz offset | | -93 | | dBc / Hz | |
| @ 100 Hz offset | | -117 | | dBc / Hz | |
| @ 1,000 Hz offset | | -137 | | dBc / Hz | |
| @ 10,000 Hz offset | | -149 | | dBc / Hz | |
| @ 100,000 Hz offset | | -151 | | dBc / Hz | |

Note:

1. Parts should be shielded from drafts causing unexpected thermal gradients. Temperature changes due to ambient air currents on the oscillator can lead to short term frequency drift
2. Specified for load stated in the Oscillator Output section at +25°C
3. External AC-Coupling capacitor required. ≥ 1nF is recommended
4. Frequency shift ≤ 1ppm after reliability test conditions (see section 7.0)

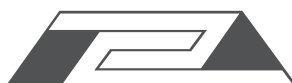
➤ **REFERENCE DESIGN INFORMATION:**

ASTXR-13-26.000MHz-509764 is equivalent to Rakon P/N 509764.

➤ **PART IDENTIFICATIONS:**

ASTXR-13-26.000MHz -509764 - 

| Packing |
|--------------------------|
| Blank: Bulk |
| T: Tape & Reel (4k/reel) |




SMD TCXO

ASTXR-13-26.000MHz-509764



RoHS / RoHS II Compliant



2.05 x 1.65 x 0.8 mm SMD

OUTLINE DIMENSION:

TOP VIEW

FRONT VIEW

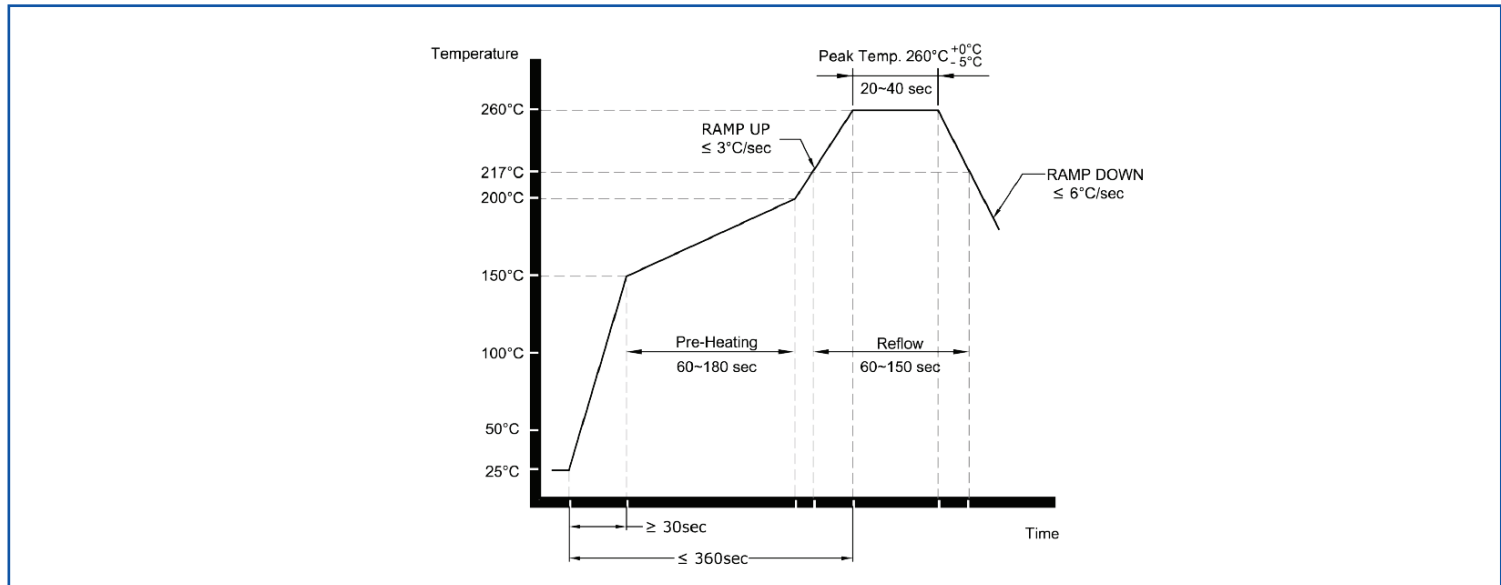
BOTTOM VIEW

Recommended Land Pattern

| Pin | Function |
|-----|----------------|
| 1 | Enable/Disable |
| 2 | GND |
| 3 | Output |
| 4 | Vdd |

Dimensions: mm

REFLOW PROFILE:




SMD TCXO

ASTXR-13-26.000MHz-509764



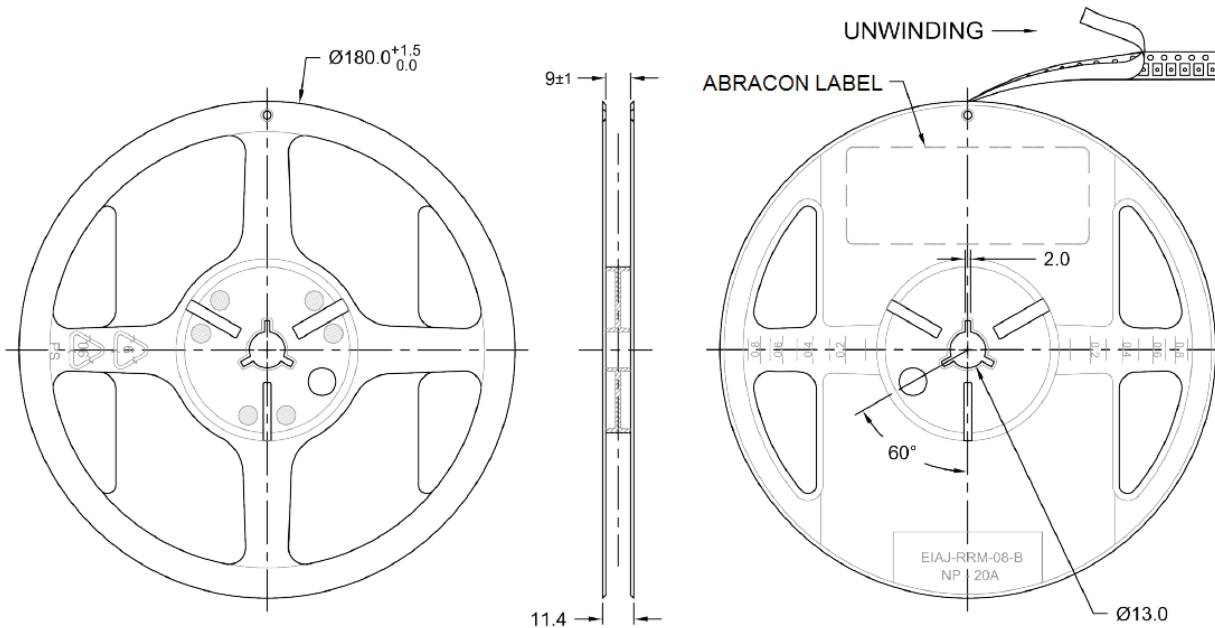
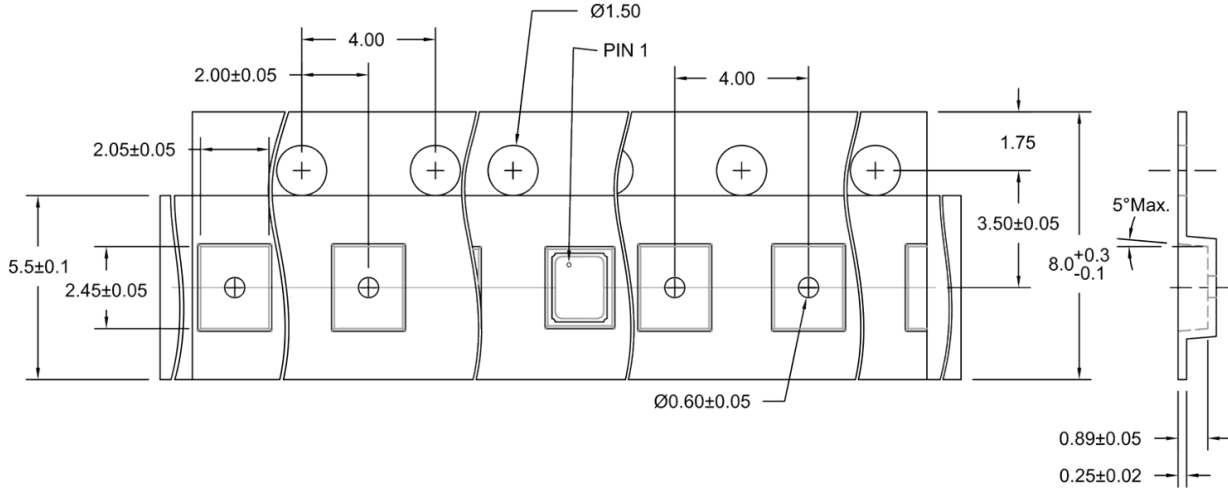
RoHS / RoHS II Compliant



2.05 x 1.65 x 0.8 mm SMD

TAPE & REEL:

4000pcs/reel



Dimensions: mm

ATTENTION: Abracon Corporation's products are COTS – Commercial-Off-The-Shelf products; suitable for Commercial, Industrial and, where designated, Automotive Applications. Abracon's products are not specifically designed for Military, Aviation, Aerospace, Life-dependant Medical applications or any application requiring high reliability where component failure could result in loss of life and/or property. For applications requiring high reliability and/or presenting an extreme operating environment, written consent and authorization from Abracon Corporation is required. Please contact Abracon Corporation for more information.

ABRACON IS
ISO9001:2008
CERTIFIED



**ABRACON
CORPORATION**

Visit www.abracon.com for Terms & Conditions of Sale
30332 Esperanza, Rancho Santa Margarita, California 92688
tel 949-546-8000 | fax 949-546-8001 | www.abracon.com

Revised: 07.23.14

Данный компонент на территории Российской Федерации

Вы можете приобрести в компании MosChip.

Для оперативного оформления запроса Вам необходимо перейти по данной ссылке:

<http://moschip.ru/get-element>

Вы можете разместить у нас заказ для любого Вашего проекта, будь то серийное производство или разработка единичного прибора.

В нашем ассортименте представлены ведущие мировые производители активных и пассивных электронных компонентов.

Нашей специализацией является поставка электронной компонентной базы двойного назначения, продукции таких производителей как XILINX, Intel (ex.ALTERA), Vicor, Microchip, Texas Instruments, Analog Devices, Mini-Circuits, Amphenol, Glenair.

Сотрудничество с глобальными дистрибьюторами электронных компонентов, предоставляет возможность заказывать и получать с международных складов практически любой перечень компонентов в оптимальные для Вас сроки.

На всех этапах разработки и производства наши партнеры могут получить квалифицированную поддержку опытных инженеров.

Система менеджмента качества компании отвечает требованиям в соответствии с ГОСТ Р ИСО 9001, ГОСТ РВ 0015-002 и ЭС РД 009

Офис по работе с юридическими лицами:

105318, г.Москва, ул.Щербаковская д.3, офис 1107, 1118, ДЦ «Щербаковский»

Телефон: +7 495 668-12-70 (многоканальный)

Факс: +7 495 668-12-70 (доб.304)

E-mail: info@moschip.ru

Skype отдела продаж:

moschip.ru

moschip.ru_4

moschip.ru_6

moschip.ru_9