

3 to 25 Amp Applications — Open Loop

- Compact PCB Mount Design
- Dual Integrated Primary
- Withstanding Voltage of 2000 Vrms
- 3A - 25A with a Bipolar $\pm 15\text{VDC}$ Supply Voltage
- Low Cost



Specifications Measured at 25°C, RL-10KΩ Vcc=±15V

Specification	L07P003D15	L07P005D15	L07P010D15	L07P015D15	L07P020D15	L07P025D15
Nominal Primary DC Current (If)	±3A	±5A	±10A	±15A	±20A	±25A
Maximum Current If(max)	±9A	±15A	±30A	±45A	±60A	±75A
Output Voltage @ If	V _{OUT} +4V±0.05V, -4V±0.150V (at If)					
Offset Voltage	V _{OE} 0± 0.50V					
Accuracy @ If ¹	X ± 1% of If					
Output Linearity ¹ (O..If Max)	E _L ≤ ± 1% (at 0A ~ If)					
Power Supply	V _{CC} ± 15V ±5%					
Response Time	T _r ≤ 10μsec (di/dt = 10A / 5μsec)					
Current Consumption	I _c ≤ 30mA					
Output Temperature Characteristic	TCE _G <± 0.1% / °C					
Offset Temperature Characteristic	V _{OT} ≤ ± 2mV / °C TYP					
Hysteresis Allowance @ If=0	V _{OH} ≤ 30mV (0A = If)					
Withstand Voltage (50/60Hz)	V _d 2,000VACrms for 1 minute (Sensing Current 0.5mA)					
Insulation Resistance @ 500VDC	R _{IS} ≥ 500MW					
Operating Temperature	T _A -10 ~ +80°C					
Storage Temperature	T _S -20 ~ +85°C					

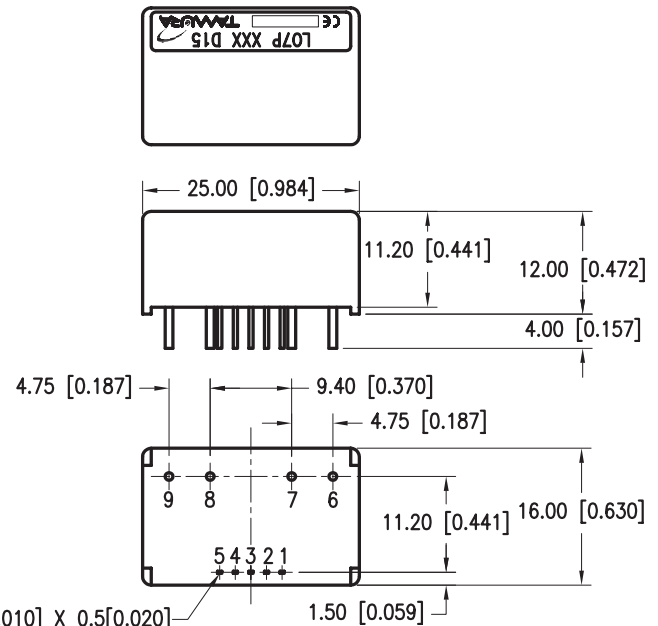
1. Without offset

Package & Weight Information

QTY/Box	Weight/each(g)
CALL	CALL

TERMINAL	FUNCTION
1	+15V
2	-15V
3	OUT1
4	OUT2
5	GND
6	+IN1
7	-IN1
8	+IN2
9	-IN2

CURRENT	∅ PIN
3A	∅ 0.6[0.024]
5A	∅ 0.8[0.031]
10A ~ 15A	∅ 1.4[0.055]
20A ~ 25A	∅ 1.6[0.063]



Unless otherwise specified, tolerances shall be ±0.5mm.

TAMURA CORPORATION

43352 Business Park Drive. | P.O. Box 892230 Temecula, CA 92589-2230 | www.tamuracorp.com

USA
Tel: 800-472-6624
Fax: 951-676-9482

Japan
Tel: 81 (0)3 3978-2111
Fax: 81 (0)3 3923-0230

United Kingdom
Tel: 44 (0) 1380 731 700
Fax: 44 (0) 1380 731 702

Hong Kong
Tel: 852-2389-4321
Fax: 852-2341-9689

5 to 40 Amp Applications — Open Loop

- Compact PCB Mount Design
- Dual Integrated Primary
- Withstanding Voltage of 2000 Vrms
- 5A - 40A Unipolar +5VDC Supply Voltage
- Low Cost



Specifications Measured at 25°C, RL=10KΩ Vcc=+5V

Specification	L07P005S05	L07P007S05	L07P010S05	L07P015S05	L07P020S05	L07P025S05	L07P030S05	L07P040S05
Nominal Primary DC Current (If)	+5A	+7A	+10A	+15A	+20A	+25A	+30A	+40V
Maximum Current If(max)	+6.25A	+9.375A	+12.5A	+18.75A	+25A	+31.25A	+37.5A	+50A
Output Voltage @ If	2.5V ±1.5V							
Offset Voltage V _{OE}	V _{OUT} ± 45mV							
Accuracy @ If ¹	± 1%							
Output Linearity ¹ (O.If Max)	≤ ± 1% (at 0A ~ If)							
Power Supply Vcc	+ 15V ±5%							
Response Time T _r	≤ 5μsec (di/dt = 10A / 5μsec)							
Current Consumption I _c	≤ 30mA							
Output Temperature Characteristic TCE _G	< ± 2mV / °C							
Offset Temperature Characteristic V _{OT}	≤ ± 2mV / °C MAX							
Hysteresis Allowance @ If=0 V _{OH}	≤ 15mV (0A = If)							
Withstand Voltage (50/60Hz) V _d	2,000VACrms for 1 minute (Sensing Current 0.5mA)							
Insulation Resistance @ 500VDC R _{IS}	≥ 500MΩ							
Operating Temperature T _A	-25 ~ +80°C							
Storage Temperature T _S	-25 ~ +85°C							

1. Without offset

Package & Weight Information

QTY/Box	Weight/each(g)
CALL	CALL

TERMINAL	FUNCTION
1	+5V
2	NC
3	OUT1
4	OUT2
5	GND
6	+IN1
7	-IN1
8	+IN2
9	-IN2

CURRENT	Ø PIN
5A ~ 10A	Ø 0.6[0.024]
15A ~ 20A	Ø 0.9[0.035]
25A ~ 40A	Ø 1.2[0.047]



Unless otherwise specified, tolerances shall be ±0.5mm.

TAMURA CORPORATION

43352 Business Park Drive. | P.O. Box 892230 Temecula, CA 92589-2230 | www.tamuracorp.com

USA
Tel: 800-472-6624
Fax: 951-676-9482

Japan
Tel: 81 (0)3 3978-2111
Fax: 81 (0)3 3923-0230

United Kingdom
Tel: 44 (0) 1380 731 700
Fax: 44 (0) 1380 731 702

Hong Kong
Tel: 852-2389-4321
Fax: 852-2341-9689



3 to 30 Amp Applications — Open Loop

- Compact PCB Mount Design
- Integrated Primary
- Withstanding Voltage of 3000 Vrms
- 3A - 30A with a Bipolar $\pm 15\text{VDC}$ Supply Voltage
- Low Cost

Specifications Measured at 25°C, RL-10K Ω Vcc= $\pm 15\text{V}$

Specification	L18P003D15	L18P005D15	L18P010D15	L18P015D15	L18P020D15	L18P025D15	L18P030D15
Nominal Primary DC Current (If)	$\pm 3\text{A}$	$\pm 5\text{A}$	$\pm 10\text{A}$	$\pm 15\text{A}$	$\pm 20\text{A}$	$\pm 25\text{A}$	$\pm 30\text{A}$
Maximum Current $I_{f(\text{max})}$	$\pm 9\text{A}$	$\pm 15\text{A}$	$\pm 30\text{A}$	$\pm 45\text{A}$	$\pm 60\text{A}$	$\pm 60\text{A}$	$\pm 90\text{A}$
Output Voltage @ If	$V_{\text{OUT}} \quad \pm 4\text{V} \pm 0.04\text{V}$ (at If)						
Offset Voltage	$V_{\text{OE}} \quad 0 \pm 0.040\text{V}$						
Accuracy @ If ¹	X $\pm 1\%$ of If						
Output Linearity ¹ (O..If Max)	$E_L \quad \leq \pm 1\%$ MAX						
Power Supply	Vcc $\pm 15\text{V} \pm 5\%$						
Response Time	$T_r \quad \leq 5\mu\text{sec}$ (di/dt = 10A / 5 μsec)						
Current Consumption	$I_c \quad \leq 15\text{mA}$						
Output Temperature Characteristic	TCE _G $< \pm 0.1\%$ / °C MAX						
Offset Temperature Characteristic	$V_{\text{OT}} \quad \leq \pm 1.5\text{mV}$ / °C TYP						
Hysteresis Allowance @ If=0	$V_{\text{OH}} \quad \leq 25\text{mV}$ (0A = If)						
Withstand Voltage (50/60Hz)	$V_d \quad 3,000\text{VACrms}$ for 1 minute (Sensing Current 0.5mA)						
Insulation Resistance @ 500VDC	$R_{\text{IS}} \quad \geq 500\text{M}\Omega$						
Operating Temperature	$T_A \quad -10 \sim +80^\circ\text{C}$						
Storage Temperature	$T_S \quad -20 \sim +85^\circ\text{C}$						

¹ Without offset

Package & Weight Information

QTY/Box	Weight/each(g)
CALL	CALL

TERMINAL	FUNCTION
1	-V _{CC}
2	GND
3	+V _{CC}
4	OUTPUT
5	+IN
6	-IN

CURRENT	Ø PIN
3A ~ 5A	Ø 0.6[0.024]
10A ~ 15A	Ø 0.9[0.035]
20A ~ 30A	Ø 1.2[0.047]



Unless otherwise specified, tolerances shall be $\pm 0.5\text{mm}$.

TAMURA CORPORATION

43352 Business Park Drive. | P.O. Box 892230 Temecula, CA 92589-2230 | www.tamuracorp.com

USA
Tel: 800-472-6624
Fax: 951-676-9482

Japan
Tel: 81 (0)3 3978-2111
Fax: 81 (0)3 3923-0230

United Kingdom
Tel: 44 (0) 1380 731 700
Fax: 44 (0) 1380 731 702

Hong Kong
Tel: 852-2389-4321
Fax: 852-2341-9689

Hall Effect Current Sensors

40 to 60 Amp Applications — Open Loop

- Compact PCB Mount Design
- Dual Integrated Primary
- Withstanding Voltage of 3000 Vrms
- 40A - 60A Bipolar ± 15 VDC Supply Voltage
- Durable Busbar Construction



Specifications Measured at 25°C, RL-10KΩ Vcc=±15V

Specification	L18P040D15	L18P050D15	L18P060D15
Nominal Primary DC Current (If)	+40A	+50A	+60A
Maximum Current If(max)	±120A	±150A	±180A
Output Voltage @ If	V _{OUT} ±4.0V ±0.050V		
Offset Voltage V _{OE}	0± 0.040V		
Accuracy @ If ¹	± 1%		
Output Linearity ¹ (O..If Max)	E _L ≤ 1% MAX		
Power Supply V _{cc}	± 15V ±5%		
Response Time T _r	≤ 5μsec		
Current Consumption I _c	≤ 15mA		
Output Temperature Characteristic TCE _G	< ± 0.1% / °C MAX		
Offset Temperature Characteristic V _{OT}	≤ ± 1.5mV / °C MAX		
Hysteresis Allowance @ If=0 V _{OH}	≤ 40mV (0A = If)		
Withstand Voltage (50/60Hz) V _d	3000VACrms for 1 minute (Sensing Current 0.5mA)		
Insulation Resistance @ 500VDC R _{IS}	≥ 500MΩ		
Operating Temperature T _A	-10 ~ +80°C		
Storage Temperature T _S	-20 ~ +85°C		

1. Without offset

Package & Weight Information

QTY/Box	Weight/each(g)
CALL	CALL

TERMINAL	FUNCTION
1	-V _{CC}
2	GND
3	+V _{CC}
4	OUTPUT
5	+IN
6	-IN

CURRENT	Ø PIN
40A ~ 60A	BUSBAR 1.0[0.04]X6.3[2.48]



Unless otherwise specified, tolerances shall be ±0.5mm.

TAMURA CORPORATION

43352 Business Park Drive. | P.O. Box 892230 Temecula, CA 92589-2230 | www.tamuracorp.com

USA
Tel: 800-472-6624
Fax: 951-676-9482

Japan
Tel: 81 (0)3 3978-2111
Fax: 81 (0)3 3923-0230

United Kingdom
Tel: 44 (0) 1380 731 700
Fax: 44 (0) 1380 731 702

Hong Kong
Tel: 852-2389-4321
Fax: 852-2341-9689

Hall Effect Current Sensors

50 to 200 Amp Applications — Open Loop



- Compact PCB Mount Design
- Voltage Output type
- CE EN50178 (pending)

Specifications Measured at 25°C, RL=10KΩ, Vcc=±15V

Specification		L08P050D15	L08P100D15	L08P150D15	L08P200D15
Nominal Primary DC Current	(If)	50AT	100AT	150AT	200AT
Maximum Current	If(max)	±150AT	±300AT	±350AT	±350AT
Output Voltage @ If	V _{OUT}	4V			
Offset Voltage	V _{OE}	<±40mV			
Accuracy @ If ²	X	±1% of If			
Output Linearity ² (0..If MAX)	E _L	≤±1% of If			
Power Supply	V _{CC}	±15V±5%			
Response Time	t _r	<10μ Sec			
Current Consumption	I _c	12mA typ			
Output Temperature Characteristic	TCE _B	<±0.1% / °C	<±0.05% / °C		
Offset Temperature Characteristic	V _{OT}	<±2mV / °C	<±1mV / °C		
Hysteresis Allowance @ If=0	V _{OH}	< ±30mV	<± 20mV		
Withstand Voltage (50/60Hz)	V _d	2,500VACrms for 1 minute (Sensing Current 0.5mA)			
Insulation Resistance @ 500VDC	R _{IS}	≥500MΩ			
Operating Bandwidth (-3dB)	f	DC - 50kHz			
Operating Temperature	T _A	-10 - +80°C			
Storage Temperature	T _s	-20 - +85°C			

¹ Small signal only; derating needed to avoid excessive core heating at high frequency

² Without offset

Package & Weight Information

QTY/Box	Weight/each(g)
50	25



TAMURA CORPORATION

43352 Business Park Drive. | P.O. Box 892230 Temecula, CA 92589-2230 | www.tamuracorp.com

USA

Tel: 800-872-6624
Fax: 909-676-9482

Japan

Tel: 81 (0)3 3978-2111
Fax: 81 (0)3 3923-0230

United Kingdom

Tel: 44 (0) 1380 731 700
Fax: 44 (0) 1380 731 702

Hong Kong

Tel: 852-2389-4321
Fax: 852-2341-9689

Hall Effect Current Sensors

50 to 600 Amp Applications — Open Loop

- Compact PCB Mount Design
- Voltage Output type
- Very High Linearity
- 15V Supply Voltage
- CE EN50178 (pending)



Specifications Measured at 25°C, RL=10KΩ, Vcc=±15V

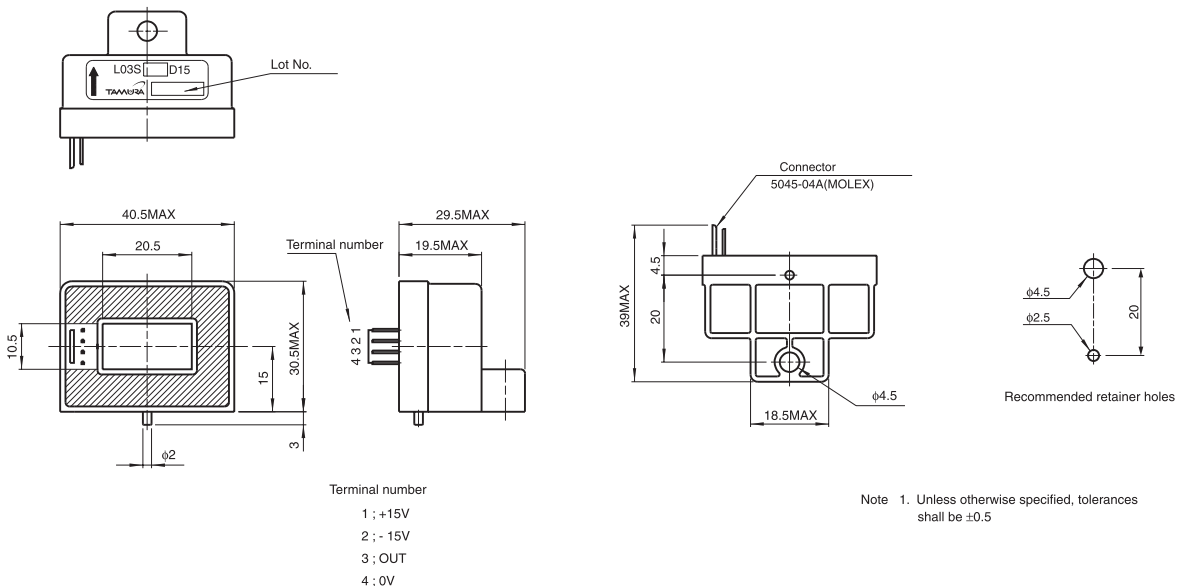
Specification	L03S050D15	L03S100D15	L03S200D15	L03S300D15	L03S400D15	L03S500D15	L03S600D15
Nominal Primary DC Current (If)	50AT	100AT	200AT	300AT	400AT	500AT	600AT
Maximum Current If(max)	±150AT	±300AT	±600AT	±700AT	±700AT	±700AT	±700AT
Output Voltage @ If	V _{OUT} 4V						
Offset Voltage V _{OE}	<± 40mV			<±30mV			
Accuracy @ If ²	X			±1% of If			
Output Linearity ² (0..If MAX)	E _L			±1% of If			
Power Supply V _{CC}	±15V±5%						
Response Time t _r	≤5μ Sec						
Current Consumption I _c	12mA typ						
Output Temperature Characteristic TCE _G	<±0.1% / °C						
Offset Temperature Characteristic V _{OT}	<±2mV / °C			<±1mV / °C			
Hysteresis Allowance @ If=0 V _{OH}	±30mV			±20mV		±10mV	
Withstand Voltage (50/60Hz) V _d	2,500VACrms for 1 minute (sensing current 0.5mA)						
Insulation Resistance @ 500VDC R _{IS}	≥500MΩ						
Operating Bandwidth ¹ (-3dB) f	DC - 50kHz						
Operating Temperature T _A	-10 - +80°C						
Storage Temperature T _S	-15 - +90°C						

¹ Small signal only; derating needed to avoid excessive core heating at high frequency

² Without offset

Package & Weight Information

QTY/Box	Weight/each(g)
20	50



TAMURA CORPORATION

43352 Business Park Drive. | P.O. Box 892230 Temecula, CA 92589-2230 | www.tamuracorp.com
 USA | Japan | United Kingdom | Hong Kong
 Tel: 800-872-6624 | Tel: 81 (0)3 3978-2111 | Tel: 44 (0) 1380 731 700 | Tel: 852-2389-4321
 Fax: 909-676-9482 | Fax: 81 (0)3 3923-0230 | Fax: 44 (0) 1380 731 702 | Fax: 852-2341-9689

Hall Effect Current Sensors

50 to 600 Amp Applications — Open Loop



- Compact PCB Mount Design
- Voltage Output type
- Very High Linearity
- 5V Supply Voltage
- CE EN50178 (pending)

Specifications Measured at 25°C, RL=10KΩ, Vcc=+ 5V; Vref = $\frac{V_{CC}}{2}$

Specification	L01Z050S05	L01Z100S05	L01Z150S05	L01Z200S05	L01Z300S05	L01Z400S05	L01Z500S05	L01Z600S05
Nominal Primary DC Current (If)	50AT	100AT	150AT	200AT	300AT	400AT	500AT	600AT
Maximum Current If(max)	±62.5AT	±125AT	±187.5AT	±250AT	±375AT	±500AT	±625AT	±750AT
Output Voltage @ If	V _{OUT}	Vref±1.5V			Vref±1.5V			
Offset Voltage V _{OE}	2.5V±0.035V				2.5V±0.030V			
Accuracy @ If ²	X	<±1% of If			<±1% of If			
Output Linearity ² (0..If MAX)	E _L			±1% of If				
Power Supply Vcc				5V ±2.0%				
Response Time t _r				<5μs				
Current Consumption I _c				<15mA				
Output Temperature Characteristic TCE _g	<±2mV / °C			<±1.5mV / °C				
Offset Temperature Characteristic V _{OT}	<±2mV / °C			<±1mV / °C				
Hysteresis Allowance @ If=0 V _{OH}		±8mV		±4mV			±6mV	
Withstand Voltage (50/60Hz) V _d				2,500VACrms for 1 minute (sensing current 0.5mA)				
Insulation Resistance @ 500VDC R _{IS}				≥500MΩ				
Operating Bandwidth ¹ (-3dB) f				DC - 50kHz				
Operating Temperature T _A				-10 - +80°C				
Storage Temperature T _S				-15 - +85°C				

¹ Small signal only; derating needed to avoid excessive core heating at high frequency

² Without offset

Package & Weight Information

QTY/Box	Weight/each(g)
50	45



- Terminal number
- 1 OUT
 - 2 OV
 - 3 5V

Note 1. Unless otherwise specified, tolerances shall be ± 0.5

TAMURA CORPORATION

43352 Business Park Drive. | P.O. Box 892230 Temecula, CA 92589-2230 | www.tamuracorp.com

USA

Tel: 800-872-6624
Fax: 909-676-9482

Japan

Tel: 81 (0)3 3978-2111
Fax: 81 (0)3 3923-0230

United Kingdom

Tel: 44 (0) 1380 731 700
Fax: 44 (0) 1380 731 702

Hong Kong

Tel: 852-2389-4321
Fax: 852-2341-9689

Hall Effect Current Sensors

100 to 300 Amp Applications — Closed Loop

- PCB Mount Design
- Current Output type
- Very High Linearity
- $\pm 15V$ Supply Voltage
- CE EN50178 (pending)



Specifications Measured at 25°C, RL=10K Ω , VCC= $\pm 15V$

Specification		S21Z100D15	S21Z150D15	S21Z200D15	S21Z300D15
Nominal Primary DC Current	(If)	100A	150A	200A	300A
Maximum Current	If(max)	150A	225A	300A	450A
Output Current @ If	I _{OUT}	50mA	75mA	100mA	150mA
Conversion Ratio	K _n	1:2000	1:2000	1:2000	1:2000
Accuracy	X	$\pm 1\%$ of If			
Offset Current (If=0) ¹	I _o	$\pm 0.5mA$			
Output Linearity ¹ (0..If)	E _L	$\pm 0.25\%$ of If			
Power Supply	V _{CC}	$\pm 15V \pm 5\%^2$			
Response Time	t _r	$\leq 1\mu s$			
Current Consumption	I _c	$\pm 16mA^3$			
Output Temperature Characteristic	TC _{I_{OUT}}	$\pm 0.025\% / ^\circ C$ @ If=0 (Ta=-5 to +70°C)			
Offset Temperature Characteristic	I _{OT}	$\pm 0.025mA / ^\circ C$ @ If=0 (Ta=-5 to +70°C)			
Hysteresis Allowance If=0 - Ifmax)	I _{OH}	$\leq 0.3mA$			
Withstand Voltage (50/60Hz)	V _d	2,500VACrms for 1 minute (sensing current 0.5mA)			
Insulation Resistance @ 500VDC	R _{IS}	500M Ω			
Frequency Bandwidth (-3dB)	f	DC - 150kHz			
Operating Temperature	T _A	-10 - +70°C			
Storage Temperature	T _S	-20 - +85°C			
Secondary Coil Resistance	R _s	TBD Ohms @ Ta = 70°C (Contact Tamura for additional info)			

¹ Without Offset

² Ifmax is Restricted by V_{CC}

³ Output Current not included

Package & Weight Information

QTY/Box	Weight/each(g)
50	25



Note 1. Unless otherwise specified, tolerances shall be ± 0.5

Terminal number
1. OUT
2. -15V
3. +15V

TAMURA CORPORATION

43352 Business Park Drive. | P.O. Box 892230 Temecula, CA 92589-2230 | www.tamuracorp.com
 USA | Japan | United Kingdom | Hong Kong
 Tel: 800-872-6624 | Tel: 81 (0)3 3978-2111 | Tel: 44 (0) 1380 731 700 | Tel: 852-2389-4321
 Fax: 909-676-9482 | Fax: 81 (0)3 3923-0230 | Fax: 44 (0) 1380 731 702 | Fax: 852-2341-9689

Hall Effect Current Sensors

50 to 300 Amp Applications — Closed Loop



- Panel Mount Design
- Current Output type
- Very High Linearity
- $\pm 12V$ or $\pm 15V$ Supply Voltage
- CE EN50178 (pending)

Specifications Measured at 25°C, $R_L \pm 15K\Omega$, $V_{CC} = \pm 12V$

Specification		S20S050A	S20S100A	S20S150A	S20S200A	S20S300A
Nominal Primary DC Current	(If)	50A	100A	150A	200A	300A
Maximum Current	$I_{F(max)}$	75A	150A	225A	300A	450A
Output Current @ If	I_{OUT}	50mA	100mA	150mA	100mA	150mA
Conversion Ratio	K_H	1:1000	1:1000	1:1000	1:2000	1:2000
Offset Current (If=0)	I_o			$\pm 0.5mA$		
Accuracy ⁴	X			$< \pm 1\%$ of If		
Output Linearity ⁴ (0..MAX)	E_L			$\pm 0.25\%$		
Power Supply	V_{CC}			12V or $\pm 15V \pm 5\%$ ²		
Response Time @ $di/dt=50A/uSec$	t_r			1 μs		
Current Consumption	I_c			$\pm 16mA$ ³		
Output Temperature Characteristic	TCI_{OUT}			$\pm 0.02\% / ^\circ C$ @ If (Ta=-5 to +70°C)		
Offset Temperature Characteristic	I_{OT}			$\pm 0.025mA / ^\circ C$ @ If=0 (Ta=-5 to +70°C)		
Hysteresis Allowance	I_{OH}			0.5mA		
Withstand Voltage (50/60Hz)	V_d			2,500VACrms for 1 minute (sensing current 0.5mA)		
Insulation Resistance @ 500VDC	R_{IS}			500M Ω		
Frequency Bandwidth (-3dB)	f			DC - 150kHz		
Operating Temperature	T_A			-10 - +70°C		
Storage Temperature	T_S			-20 - +85°C		
Secondary Coil Resistance	R_S			¹ Ohms @ 70°C (Contact Tamura Tech Support)		

¹ TBD

² Ifmax is Restricted by Vcc

³ Output Current not included

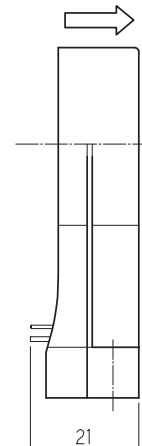
⁴ Without offset

Package & Weight Information

QTY/Box	Weight/each(g)
TBD	46



Note Unless otherwise specified, tolerances shall be ± 0.5



Terminal Pin
1+15V
2- 15V
3.OUT
4.NC

TAMURA CORPORATION

43352 Business Park Drive. | P.O. Box 892230 Temecula, CA 92589-2230 | www.tamuracorp.com

USA
Tel: 800-872-6624
Fax: 909-676-9482

Japan
Tel: 81 (0)3 3978-2111
Fax: 81 (0)3 3923-0230

United Kingdom
Tel: 44 (0) 1380 731 700
Fax: 44 (0) 1380 731 702

Hong Kong
Tel: 852-2389-4321
Fax: 852-2341-9689

6 to 25 Amp Applications — Closed Loop

- Multirange Current Sensor
- Voltage Output
- Compact PCB Mount
- Single Supply ($\pm 5V$)
- CE EN50178 (pending)



Specifications Measured at 25°C, RL-10KΩ, V_{CC}=+5V

Specification	S22P006S05	S22P015S05	S22P025S05
Nominal Primary r.m.s. Current (I _f)	±6A	±15A	±25A
Maximum Current I _{f(max)}	±18A	±45A	±75A
Offset Voltage (I _f =0) V _{REF}	2.5V±30mV	2.5V±20mV	2.5V±15mV
Output Voltage V _{OUT}		VREF ± 0.625V	
Output Voltage Accuracy ¹ @ I _f X		0.625V ±10mV	
Output Linearity (0 to I _f) E _L		±0.25%	
Power Supply V _{CC}		±5V±5%	
Response Time t _r		1μs	
Current Consumption I _C		12.5mA Typ	
Output Temperature Characteristic ICEG		±0.05mV/°C	
Offset Temperature Characteristic TC _{OUT}	1.25mV/°C	1.25mV/°C	1.25mV/°C
Hysteresis Allowance (I _f =0 to I _{fmax}) V _{OH}		≤ 0.25mV	
Withstand Voltage (50/60Hz) V _d		3,000VACrms for 1 minute (sensing current 0.5mA)	
Insulation Resistance @ 500VDC R _{IS}		≥500MΩ	
Operating Bandwidth (1dB) f		DC - 200kHz	
Operating Temperature T _A		-10 - +85°C	
Storage Temperature T _S		-25 - +100°C	

¹ Without offset

Package & Weight Information

QTY/Box	Weight/each(g)
100	8



TAMURA CORPORATION

43352 Business Park Drive. | P.O. Box 892230 Temecula, CA 92589-2230 | www.tamuracorp.com
 USA | Japan | United Kingdom | Hong Kong
 Tel: 800-872-6624 | Tel: 81 (0)3 3978-2111 | Tel: 44 (0) 1380 731 700 | Tel: 852-2389-4321
 Fax: 909-676-9482 | Fax: 81 (0)3 3923-0230 | Fax: 44 (0) 1380 731 702 | Fax: 852-2341-9689

Данный компонент на территории Российской Федерации

Вы можете приобрести в компании MosChip.

Для оперативного оформления запроса Вам необходимо перейти по данной ссылке:

<http://moschip.ru/get-element>

Вы можете разместить у нас заказ для любого Вашего проекта, будь то серийное производство или разработка единичного прибора.

В нашем ассортименте представлены ведущие мировые производители активных и пассивных электронных компонентов.

Нашей специализацией является поставка электронной компонентной базы двойного назначения, продукции таких производителей как XILINX, Intel (ex.ALTERA), Vicor, Microchip, Texas Instruments, Analog Devices, Mini-Circuits, Amphenol, Glenair.

Сотрудничество с глобальными дистрибьюторами электронных компонентов, предоставляет возможность заказывать и получать с международных складов практически любой перечень компонентов в оптимальные для Вас сроки.

На всех этапах разработки и производства наши партнеры могут получить квалифицированную поддержку опытных инженеров.

Система менеджмента качества компании отвечает требованиям в соответствии с ГОСТ Р ИСО 9001, ГОСТ РВ 0015-002 и ЭС РД 009

Офис по работе с юридическими лицами:

105318, г.Москва, ул.Щербаковская д.3, офис 1107, 1118, ДЦ «Щербаковский»

Телефон: +7 495 668-12-70 (многоканальный)

Факс: +7 495 668-12-70 (доб.304)

E-mail: info@moschip.ru

Skype отдела продаж:

moschip.ru

moschip.ru_4

moschip.ru_6

moschip.ru_9