


Cree® PLCC6 3 in 1 SMD LED CLX6F-AKB



PRODUCT DESCRIPTION

These SMD LEDs are packaged in an industry standard PLCC6 package. These high reliability and high brightness LEDs are designed to work in a wide range of environmental condition and are ideally suited for use in illumination applications.

Its wide viewing angle makes these LEDs ideally suited for channel letter, or general backlighting and illumination applications. The flat top emitting surface makes it easy for these LEDs to mate with light pipes.

FEATURES

- Size (mm): 3.5 x 3.4 x 2.8
- Dominant Wavelength: Amber (587.5 - 597.5nm)
- Luminous Intensity (mcd) Amber (3550-7100)
- Water-Resistant (IPX8)*
- Moisture Sensitivity Level: 5a
- Lead-Free
- RoHS Compliant
- Matte Surface

APPLICATIONS

- Architecture Lighting
- Channel Letter
- Backlight

*: This part is tested under the condition of assembling it on a PCB with isolating the electrical path by silicone. The leads area of the LED is not IPx8 rated and it's required to insulate for moisture by customer in outdoor application.

ABSOLUTE MAXIMUM RATINGS ($T_A = 25^{\circ}\text{C}$)

| Items | Symbol | Absolute Maximum Rating | Unit |
|--|------------|-------------------------|-----------------------------|
| Forward Current <small>Note 1</small> | I_F | 3 x 70 | mA |
| Peak Forward Current <small>Note 2</small> | I_{FP} | 3 x 200 | mA |
| Reverse Voltage | V_R | 5 | V |
| Power Dissipation | P_D | 3 x 196 | mW |
| Operation Temperature | T_{opr} | -40 ~ +85 | $^{\circ}\text{C}$ |
| Storage Temperature | T_{stg} | -40 ~ +100 | $^{\circ}\text{C}$ |
| Junction Temperature | T_J | 110 | $^{\circ}\text{C}$ |
| Junction/ambient 1 chip on | R_{THJA} | 270 | $^{\circ}\text{C}/\text{W}$ |
| Junction/solder point 1 chip on | R_{THJS} | 160 | $^{\circ}\text{C}/\text{W}$ |
| Electrostatic Discharge Classification(MIL-STD-883E) | ESD | 1000 V | |

Note: 1.Single-color light.
2.Pulse width ≤ 0.1 msec, duty $\leq 1/10$.

TYPICAL ELECTRICAL & OPTICAL CHARACTERISTICS ($T_A = 25^{\circ}\text{C}$)

| Characteristics | Condition | Symbol | Values | Unit |
|---|--------------------------------|------------------|-------------|---------------|
| Dominant Wavelength | $I_F = 3 \times 50 \text{ mA}$ | λ_{DOM} | 587.5-597.5 | nm |
| Spectral bandwidth at 50% I_{REL} max | $I_F = 3 \times 50 \text{ mA}$ | $\Delta \lambda$ | 24 | nm |
| Forward Voltage | $I_F = 3 \times 50 \text{ mA}$ | $V_{F(avg)}$ | 2.2 | V |
| | | $V_{F(max)}$ | 2.8 | V |
| Luminous Intensity | $I_F = 3 \times 50 \text{ mA}$ | $I_{V(min)}$ | 3550 | mcd |
| | | $I_{V(avg)}$ | 4700 | mcd |
| Luminous Flux(Reference) | $I_F = 3 \times 50 \text{ mA}$ | $\Phi_{V(avg)}$ | 14.1 | lm |
| Reverse Current (max) | $V_R = 5 \text{ V}$ | I_R | 10 | μA |

Note: Continuous reverse voltage can cause LED damage.

INTENSITY BIN LIMIT ($I_F = 3 \times 50 \text{ mA}$)

Amber

| Bin Code | Min.(mcd) | Max.(mcd) |
|----------|-----------|-----------|
| U | 3550 | 4500 |
| 1f1g | 4025 | 5020 |
| V | 4500 | 5600 |
| 1h1j | 5020 | 6300 |
| W | 5600 | 7100 |

Tolerance of measurement of luminous intensity is $\pm 10\%$.

COLOR BIN LIMIT ($I_F = 3 \times 50 \text{ mA}$)

Amber

| Bin Code | Min.(nm) | Max.(nm) |
|----------|----------|----------|
| AF | 587.5 | 592.5 |
| AG | 590 | 595 |
| AH | 592.5 | 597.5 |

Tolerance of measurement of dominant wavelength is $\pm 1 \text{ nm}$.

ORDER CODE TABLE*

| Kit Number | Color | Luminous Intensity (mcd) | | Dominant Wavelength (nm) | | | | Package |
|------------------|-------|--|------|--|-----------|-----------|-----------|---------|
| | | Min. | Max. | Color Bin | Min. (nm) | Color Bin | Max. (nm) | |
| CLX6F-AKB-CUWFH3 | Amber | 3550 | 7100 | AF | 587.5 | AH | 597.5 | Reel |
| CLX6F-AKB-CU1FS3 | Amber | Any 1 Intensity bin from U(3550) - W(7100) | | Any 1 hue bin from AF(587.5) - AH(597.5) | | | | Reel |

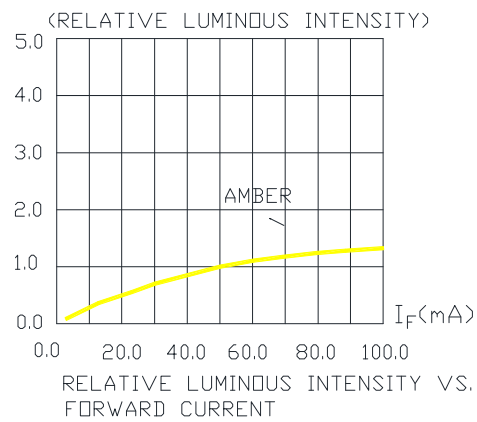
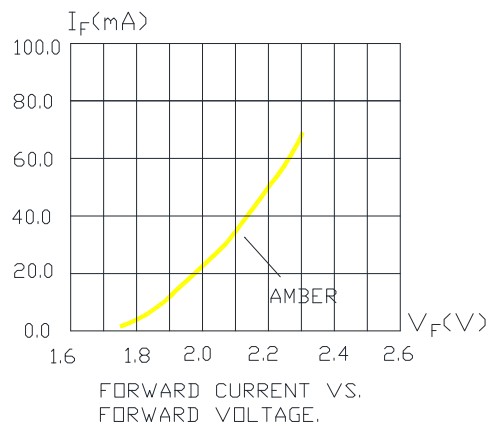
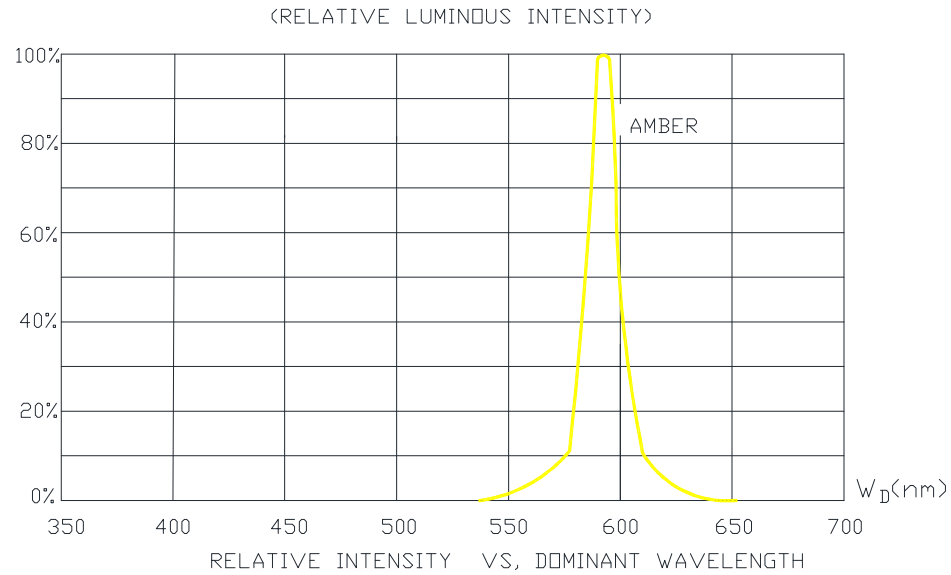
Notes:

1. The above kit numbers represent the order codes which include multiple intensity-bin and color-bin codes. Only one intensity-bin code and one color-bin code will be shipped on each reel. Single intensity-bin code and single color-bin code will be orderable in certain quantities. For example, intensity bin from U - W means intensity bin from (U or 1f1g or V or 1h1j or 1W) will be shipped by Cree. For example, FH means color bin AF&AG&AH will be shipped by Cree.
2. Please refer to the "Cree LED Lamp Reliability Test Standards" document ^{#1} for reliability test conditions.
3. Please refer to the "Cree LED Lamp Soldering & Handling" document ^{#2} for information about how to use this LED product safely.

#1: Refer to http://www.cree.com/led-components/media/documents/LED_Lamp_Reliability_Test_Standard.pdf

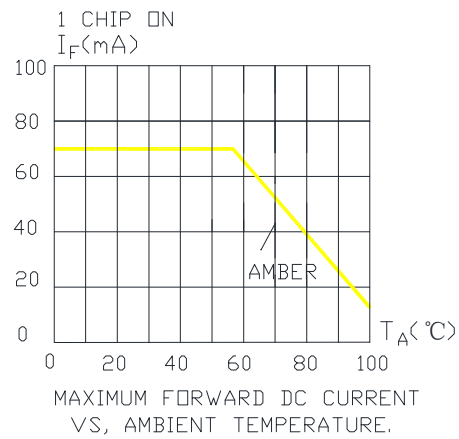
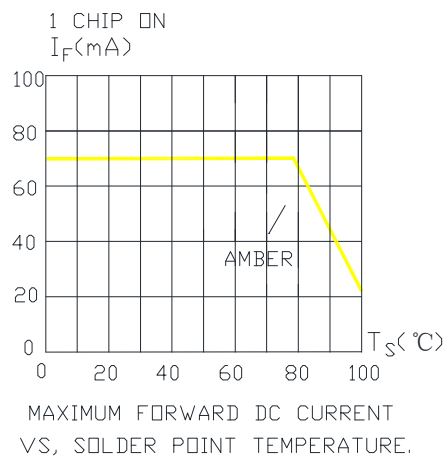
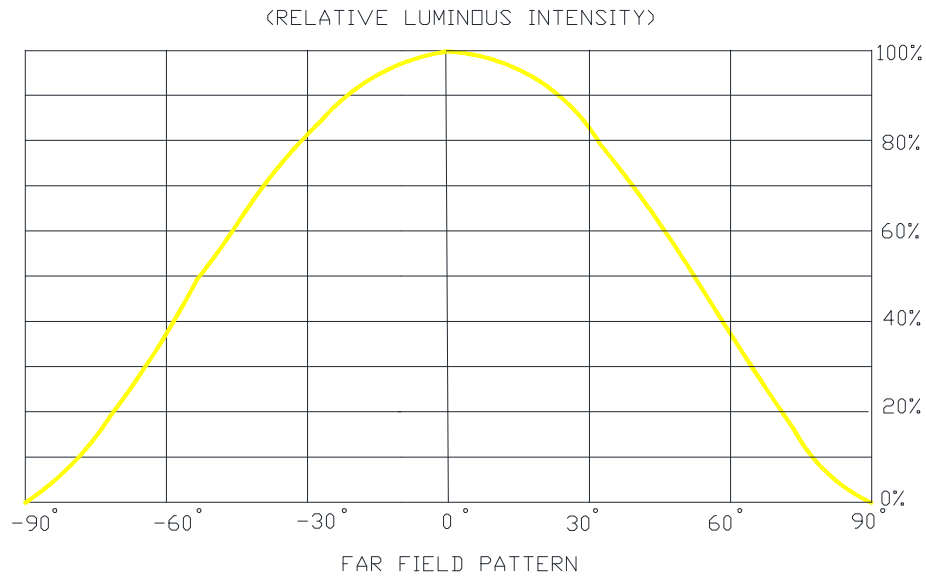
#2: Refer to <http://www.cree.com/led-components/media/documents/sh-HB.pdf>

GRAPHS



The above data are collected from statistical figures that do not necessarily correspond to the actual parameters of each single LED. Hence, these data will be changed without further notice.

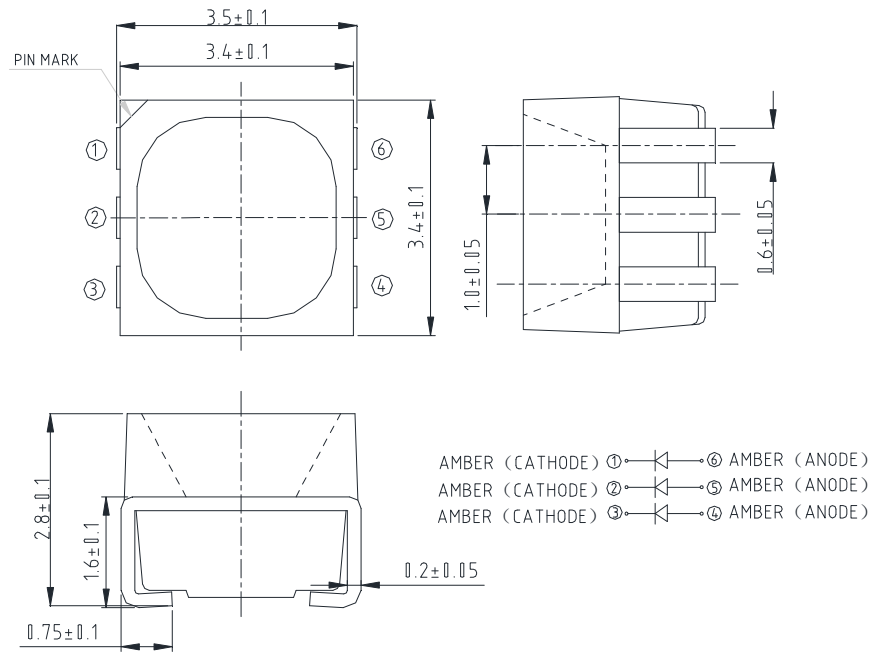
GRAPHS



The above data are collected from statistical figures that do not necessarily correspond to the actual parameters of each single LED. Hence, these data will be changed without further notice.

MECHANICAL DIMENSIONS

All dimensions are in mm.



NOTES

RoHS Compliance

The levels of environmentally sensitive, persistent biologically toxic (PBT), persistent organic pollutants (POP), or otherwise restricted materials in this product are below the maximum concentration values (also referred to as the threshold limits) permitted for such substances, or are used in an exempted application, in accordance with EU Directive 2002/95/EC on the restriction of the use of certain hazardous substances in electrical and electronic equipment (RoHS), as amended through April 21, 2006.

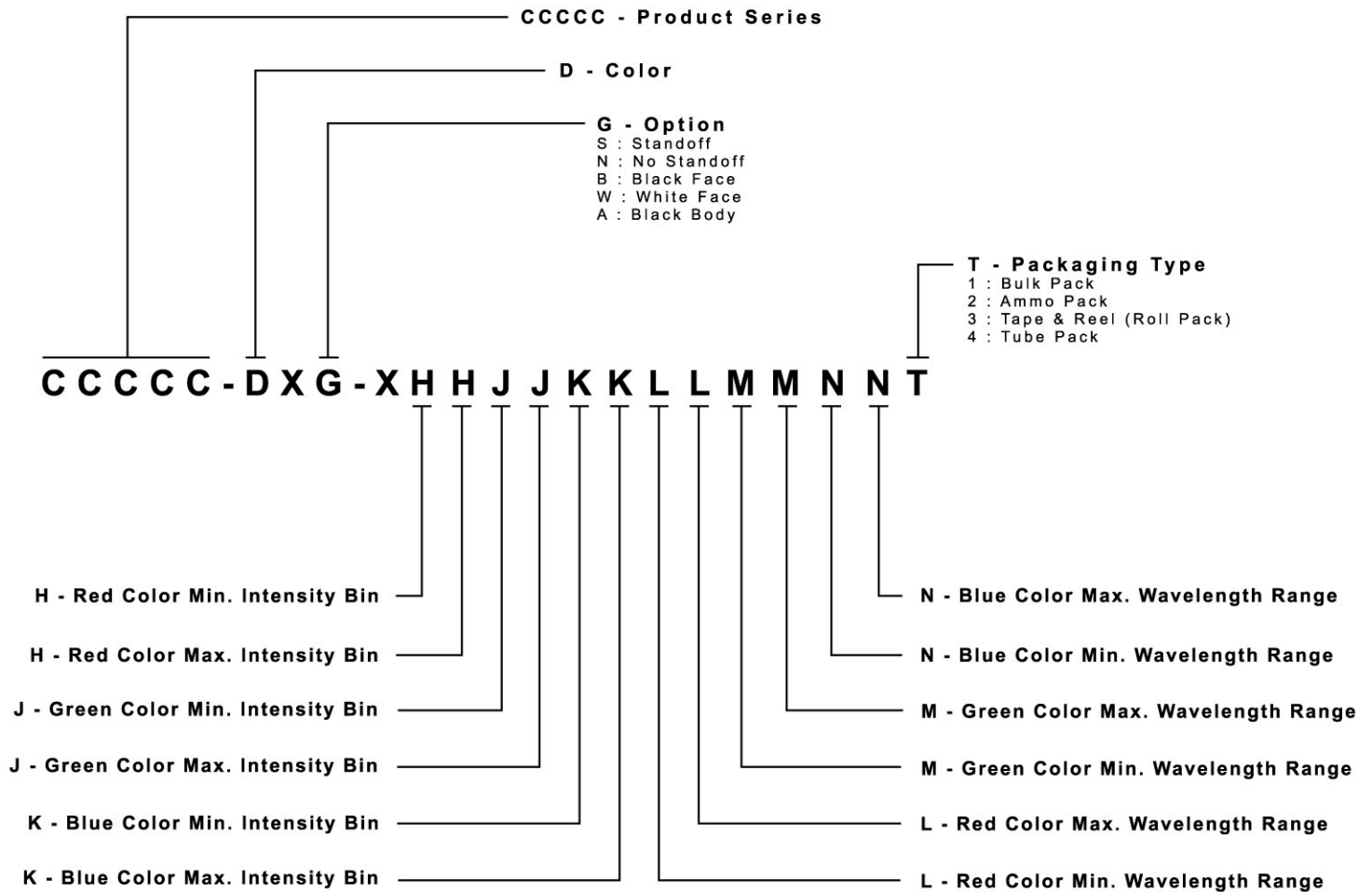
Vision Advisory Claim

Users should be cautioned not to stare at the light of this LED product. The bright light can damage the eye.

KIT NUMBER SYSTEM

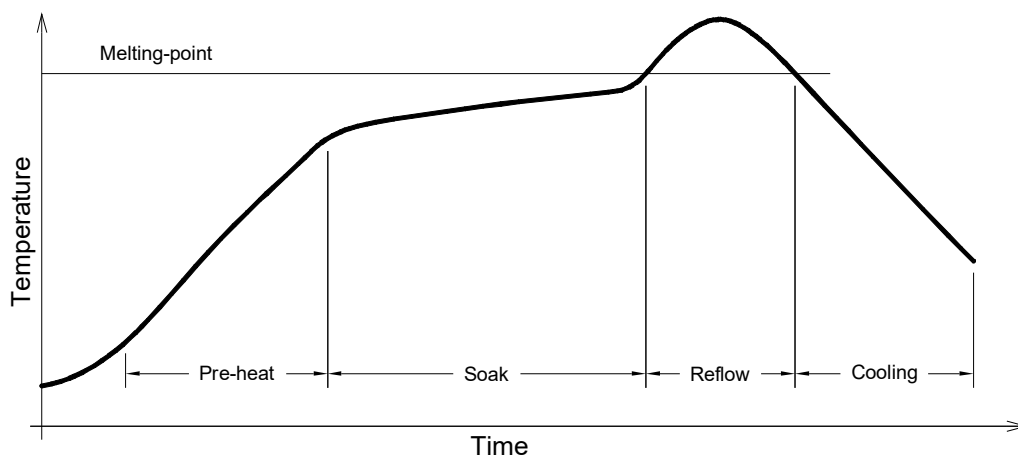
Cree LED lamps are tested and sorted into performance bins. A bin is specified by ranges of color, forward voltage, and brightness. Sorted LEDs are packaged for shipping in various convenient options. Please refer to the "Cree LED Lamp Packaging Standard" document for more information about shipping and packaging options.

Cree LEDs are sold by order codes in combinations of bins called kits. Order codes are configured in the following manner:



REFLOW SOLDERING

- The CLX6F-AKB is rated as a MSL 5a product.
- The recommended floor life out of bag is 24hrs.
- The temperature profile is as below.



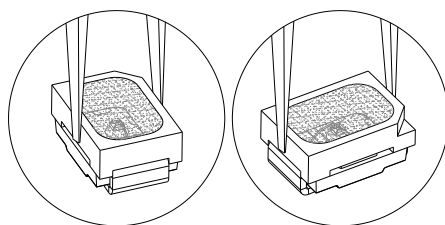
Use only with CLX6F-AKB

| Solder |
|--|
| Average ramp-up rate = 4°C/s max |
| Preheat temperature = 150°C ~200°C |
| Preheat time = 120s max |
| Ramp-down rate = 6°C/s max |
| Peak temperature = 250°C max |
| Time within 5°C of actual Peak Temperature = 10s max |
| Duration above 217°C is 60s max |

Refer to "<http://www.cree.com/led-components/media/documents/sh-HB.pdf>" for soldering & handling details.

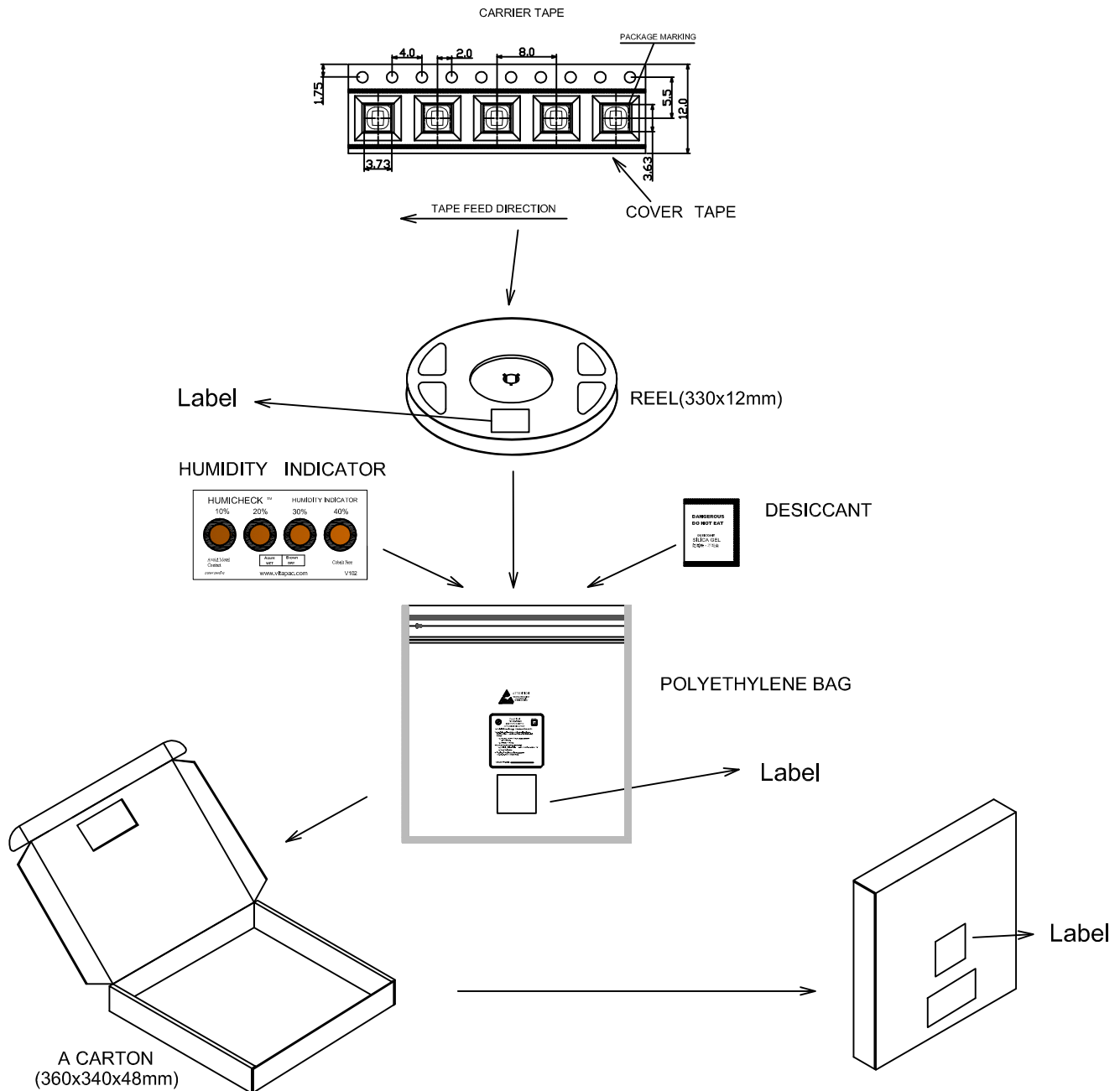
NOTES

- The packaging sizes of these SMD products are very small and the resin is still soft after solidification. Users are required to handle with care. Never touch the resin surface of SMD products.
- To avoid damaging the product's surface and interior device, it is recommended to choose a special nozzle to pick up the SMD products during the process of SMT production. If handling is necessary, take special care when picking up these products. The following method is necessary:



PACKAGING

- The boxes are not water resistant and they must be kept away from water and moisture.
- The LEDs are packed in cardboard boxes after packaging in normal or anti-electrostatic bags.
- Cardboard boxes will be used to protect the LEDs from mechanical shocks during transportation.
- The reel pack is applied in SMD LED.
- Max 2800 pcs per reel.



Данный компонент на территории Российской Федерации

Вы можете приобрести в компании MosChip.

Для оперативного оформления запроса Вам необходимо перейти по данной ссылке:

<http://moschip.ru/get-element>

Вы можете разместить у нас заказ для любого Вашего проекта, будь то серийное производство или разработка единичного прибора.

В нашем ассортименте представлены ведущие мировые производители активных и пассивных электронных компонентов.

Нашей специализацией является поставка электронной компонентной базы двойного назначения, продукции таких производителей как XILINX, Intel (ex.ALTERA), Vicor, Microchip, Texas Instruments, Analog Devices, Mini-Circuits, Amphenol, Glenair.

Сотрудничество с глобальными дистрибьюторами электронных компонентов, предоставляет возможность заказывать и получать с международных складов практически любой перечень компонентов в оптимальные для Вас сроки.

На всех этапах разработки и производства наши партнеры могут получить квалифицированную поддержку опытных инженеров.

Система менеджмента качества компании отвечает требованиям в соответствии с ГОСТ Р ИСО 9001, ГОСТ РВ 0015-002 и ЭС РД 009

Офис по работе с юридическими лицами:

105318, г.Москва, ул.Щербаковская д.3, офис 1107, 1118, ДЦ «Щербаковский»

Телефон: +7 495 668-12-70 (многоканальный)

Факс: +7 495 668-12-70 (доб.304)

E-mail: info@moschip.ru

Skype отдела продаж:

moschip.ru

moschip.ru_4

moschip.ru_6

moschip.ru_9