

Features

- Low Noise Figure: 0.7 dB at 2.3 GHz
- Single +3 to +5 V Supply Bias
- Low Current: 11.5 mA typical
- Lead-Free SOT-26 Plastic Package
- RoHS* Compliant and 260°C Reflow Compatible

Description

M/A-COM's MAAL-007304 low noise amplifier is a GaAs MMIC amplifier in a lead-free SOT-26 surface mount plastic package. The MAAL-007304 employs a monolithic 2-stage self-biased design and can be biased between +3 to +5 volts, depending on system requirements. The MAAL-007304 offers low noise, low current, and high gain. It can be tuned for various applications from 0.5 to 3 GHz.

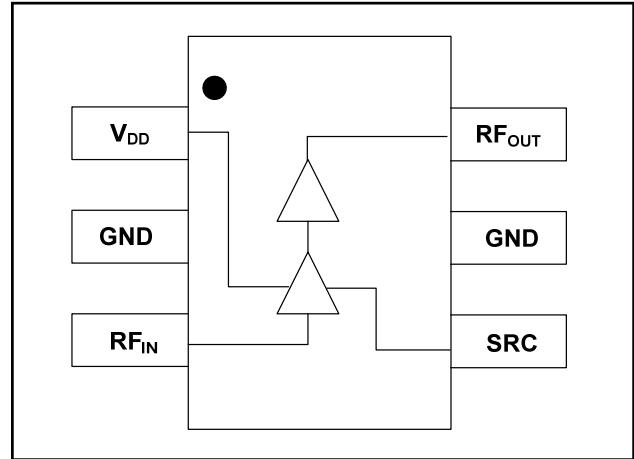
M/A-COM fabricates the MAAL-007304 using a low noise pHEMT process to realize low noise and high gain. The process features full passivation for performance and reliability.

Ordering Information ^{1,2}

Part Number	Package
MAAL-007304-000000	Bulk Packaging
MAAL-007304-TR3000	3000 piece reel
MAAL-007304-001SMB	Sample Board 2.3 - 2.5 GHz Tuning

1. Reference Application Note M513 for reel size information.
2. All sample boards include 5 loose parts.

Functional Schematic



Pin Configuration

Pin No.	Pin Name	Description
1	V _{DD}	Bias
2	GND	Ground
3	RF _{IN}	RF Input
4	SRC	Source
5	GND	Ground
6	RF _{OUT}	RF Output

Absolute Maximum Ratings ^{3,4}

Parameter	Absolute Maximum
RF Input Power	+10 dBm
Voltage	6.0 volts
Operating Temperature	-40°C to +85°C
Storage Temperature	-65°C to +150°C

3. Exceeding any one or combination of these limits may cause permanent damage to this device.
4. M/A-COM does not recommend sustained operation near these survivability limits.

* Restrictions on Hazardous Substances, European Union Directive 2002/95/EC.

Low Noise Amplifier
0.5 - 3.0 GHz

Rev. V4

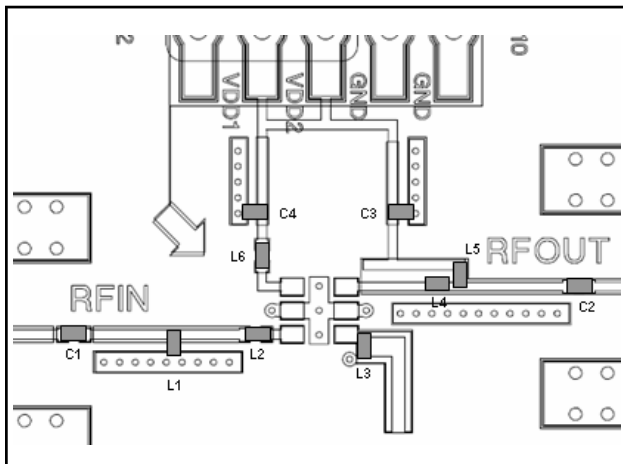
Electrical Specifications: F = 2.3 GHz, V_{DD} = +3 V, T_A = +25°C, Z_O = 50 Ω

Parameter	Units	Min.	Typ.	Max.
Gain	dB	24.0	25.5	27.0
Noise Figure	dB	—	0.7	0.85
Current	mA	—	11.5	13.0

Typical Performance: F = 2.3 GHz, V_{DD} = +3 V, T_A = +25°C, Z_O = 50 Ω

Parameter	Units	Typ.
Input Return Loss	dB	15
Output Return Loss	dB	10
Input IP ₃	dBm	-6
Output IP ₃	dBm	19
Output P1dB	dBm	7

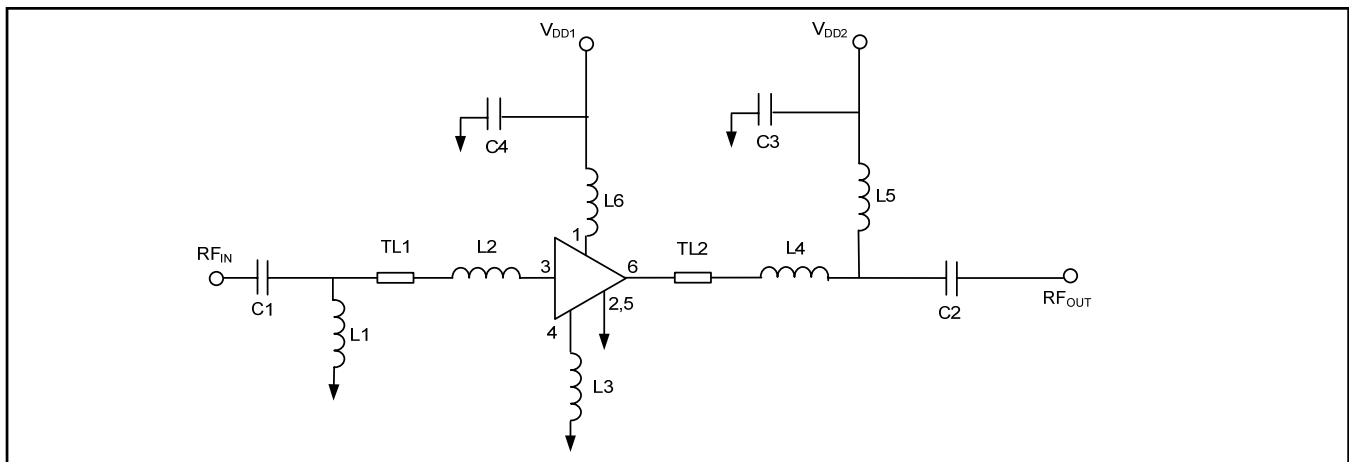
Recommended PCB Configuration



External Parts List

Component	Value	Footprint	Manufacturer
C1	3 pF	0603	ATC
C2	8.2 pF	0603	ATC
C3, C4	0.1 μF	0402	Panasonic
L1	5.6 nH	0402	Panasonic
L2, L5	6.8 nH	0402	Coilcraft
L3	1.5 nH	0402	Toko
L4	3.9 nH	0402	Toko
L6	7.5 nH	0402	Coilcraft
TL1	47.5 Ω, 34° @ 2.3 GHz		
TL2	47.5 Ω, 15.5° @ 2.3 GHz		

Schematic



2

ADVANCED: Data Sheets contain information regarding a product M/A-COM Technology Solutions is considering for development. Performance is based on target specifications, simulated results, and/or prototype measurements. Commitment to develop is not guaranteed.

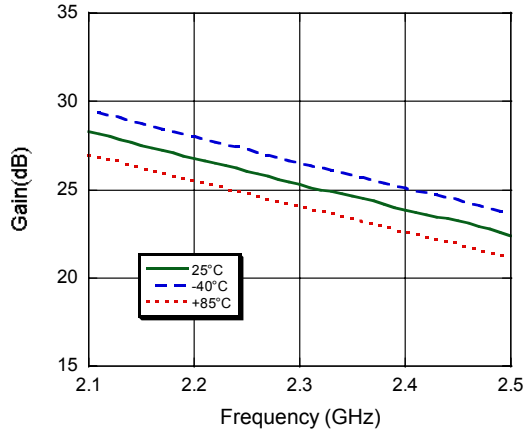
PRELIMINARY: Data Sheets contain information regarding a product M/A-COM Technology Solutions has under development. Performance is based on engineering tests. Specifications are typical. Mechanical outline has been fixed. Engineering samples and/or test data may be available. Commitment to produce in volume is not guaranteed.

• **North America** Tel: 800.366.2266 / Fax: 978.366.2266
 • **Europe** Tel: 44.1908.574.200 / Fax: 44.1908.574.300
 • **Asia/Pacific** Tel: 81.44.844.8296 / Fax: 81.44.844.8298
 Visit www.macortech.com for additional data sheets and product information.

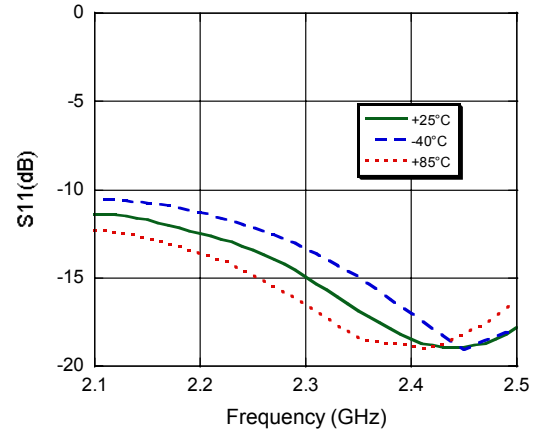
M/A-COM Technology Solutions Inc. and its affiliates reserve the right to make changes to the product(s) or information contained herein without notice.

Typical Performance Curves

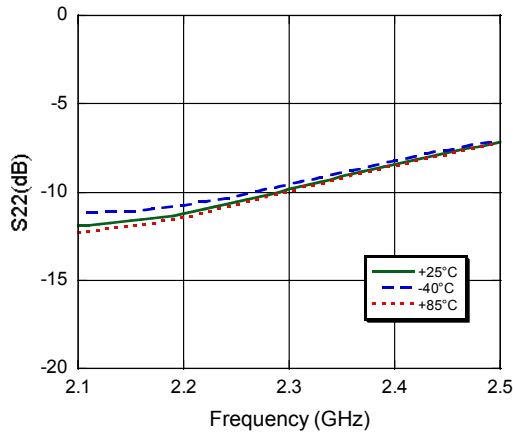
Gain



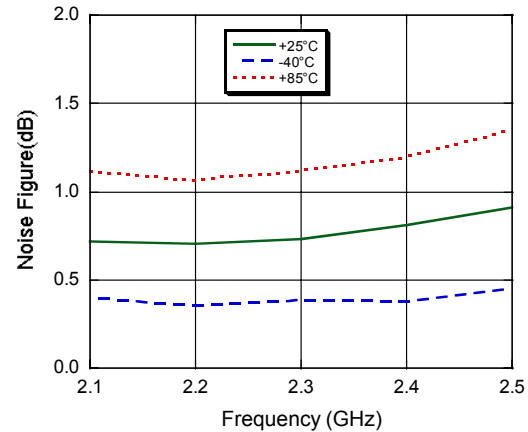
Input Return Loss



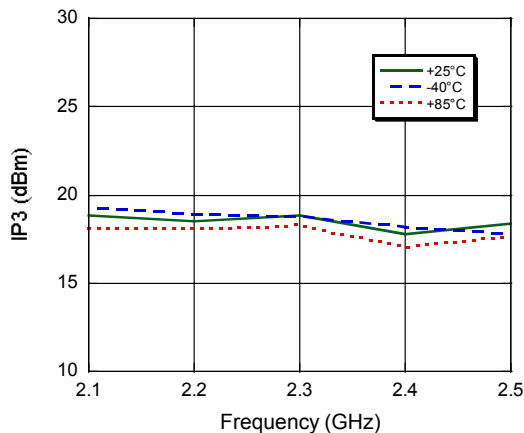
Output Return Loss



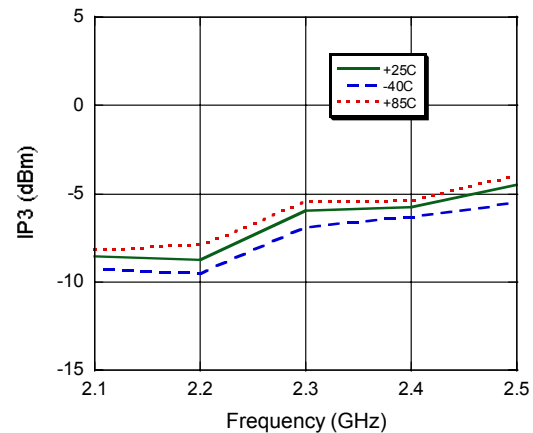
Noise Figure



Output IP3

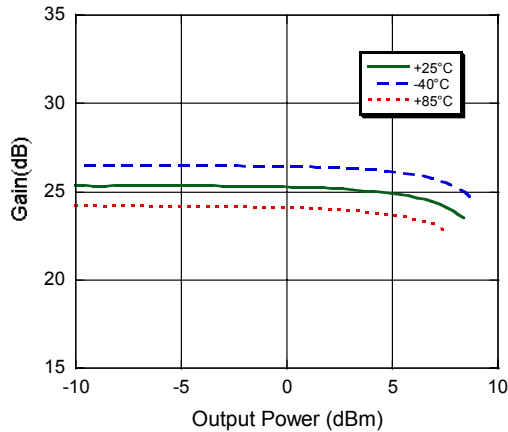


Input IP3

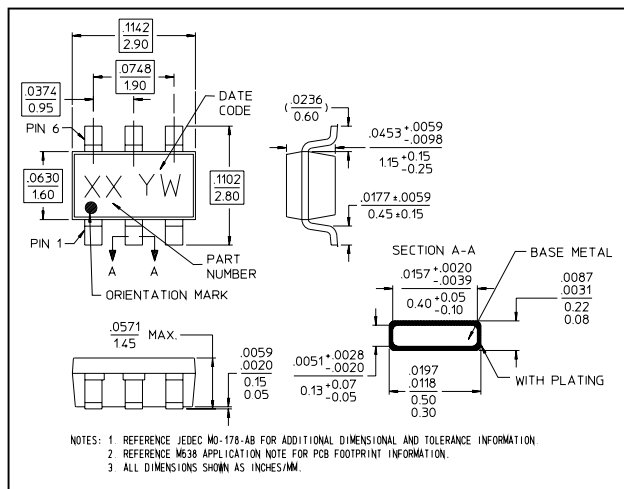


Typical Performance Curves

P1dB @ 2.3 GHz



Lead-Free SOT-26 Plastic Package[†]



[†] Reference Application Note M538 for lead-free solder reflow recommendations.
Meets JEDEC moisture sensitivity level 1 requirements.

Handling Procedures

Please observe the following precautions to avoid damage:

Static Sensitivity

Gallium Arsenide Integrated Circuits are sensitive to electrostatic discharge (ESD) and can be damaged by static electricity. Proper ESD control techniques should be used when handling these devices.

Данный компонент на территории Российской Федерации

Вы можете приобрести в компании MosChip.

Для оперативного оформления запроса Вам необходимо перейти по данной ссылке:

<http://moschip.ru/get-element>

Вы можете разместить у нас заказ для любого Вашего проекта, будь то серийное производство или разработка единичного прибора.

В нашем ассортименте представлены ведущие мировые производители активных и пассивных электронных компонентов.

Нашей специализацией является поставка электронной компонентной базы двойного назначения, продукции таких производителей как XILINX, Intel (ex.ALTERA), Vicor, Microchip, Texas Instruments, Analog Devices, Mini-Circuits, Amphenol, Glenair.

Сотрудничество с глобальными дистрибьюторами электронных компонентов, предоставляет возможность заказывать и получать с международных складов практически любой перечень компонентов в оптимальные для Вас сроки.

На всех этапах разработки и производства наши партнеры могут получить квалифицированную поддержку опытных инженеров.

Система менеджмента качества компании отвечает требованиям в соответствии с ГОСТ Р ИСО 9001, ГОСТ РВ 0015-002 и ЭС РД 009

Офис по работе с юридическими лицами:

105318, г.Москва, ул.Щербаковская д.3, офис 1107, 1118, ДЦ «Щербаковский»

Телефон: +7 495 668-12-70 (многоканальный)

Факс: +7 495 668-12-70 (доб.304)

E-mail: info@moschip.ru

Skype отдела продаж:

moschip.ru

moschip.ru_4

moschip.ru_6

moschip.ru_9