


## SIL Resistor Networks (Standard Packages)

### Key Features

- 2% & 5% Tolerances
- Low Price Keeps Production Costs Down
- Solvent Proof Coating
- Very Wide Range
- Low Profile (5.08mm Max.)
- Very Strong Construction
- High Insulation Resistance



Fully automated production techniques, ensure this extensive range offers you consistently high standards of performance and reliability. TE Connectivity (TE) can meet all your demands with its range of 4 to 13 resistor elements in common format and 3 to 7 resistor elements in isolated types. The substrate and lead frame provide exceptional strength and the resistors are protected from humidity and thermal shock by a hardwearing, solvent proof black coating. TE Connectivity (TE) will also manufacture custom design networks for your special requirements. Please contact our Sales Action Desk for details.

### Characteristics - Electrical

<b>Resistance Range:</b>	10R to 1M0 (E24 Values)
<b>Resistance Tolerances:</b>	5%, 2%
<b>Maximum Operating Voltage:</b>	100 Volts
<b>Power Rating @ 70°C (Series):</b>	0.125 Watts
<b>(Parallel):</b>	0.200 Watts

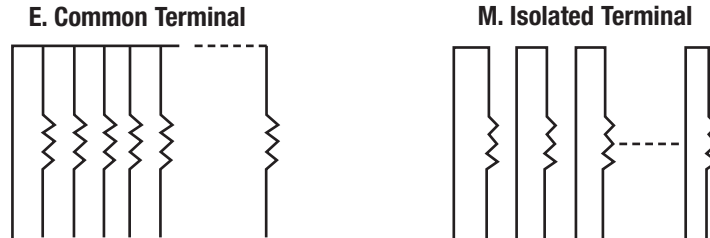
### Characteristics - Environmental

	Spec.	Test Method	
		JIS - C - 5202	MIL - R - 83401
<b>Operating Temperature:</b>	-55° ~ +125°C		
<b>Resistance Temp. Coefficient:</b>	±200ppm/°C	5.2 (B)	6.4.8
<b>Short Time Overload:</b>	±1.0%	5.5	4.6.10
<b>Temperature Cycle:</b>	±0.5%	7.4 ( -55°C ~ 125°C)	4.6.3
<b>Load Life:</b>	±2.0%	7.10 (1000 hr.)	4.6.18(70°C 1000hr)
<b>Moisture-Proof Load Life:</b>	±2.0%	7.9 (1000 hr.)	
<b>Moisture Resistance:</b>	±1.0%		4.6.15
<b>High Temperature Exposure:</b>	±1.0%		4.6.19
<b>Solderability:</b>	95% coverage min.	6.5 (235°C/2s)	4.6.6
<b>Solder Pot:</b>	±0.5%	6.4 (260°C/10s)	4.6.14
<b>Terminal Strength:</b>	±0.5%	6.1 (1) 1kg/10s)	4.6.11

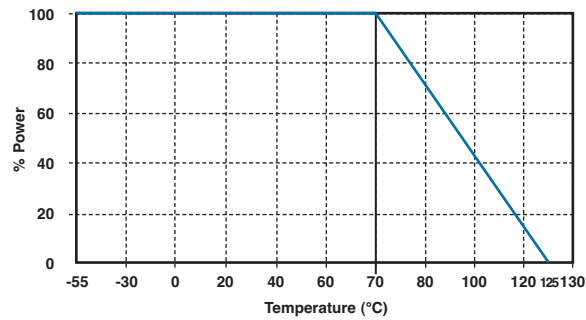
## SIL Resistor Networks (Standard Packages)

### Circuit Configuration

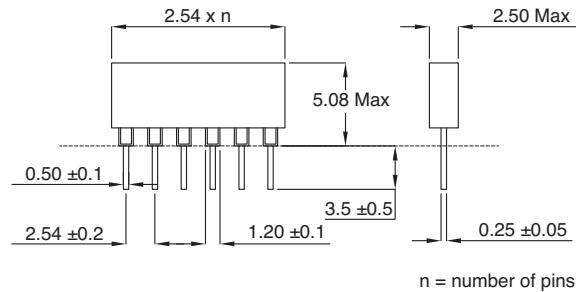
Please Note: Common Terminal Devices (configuration E) are marked A on the body of the resistor. Isolated Terminal Devices (configuration M) are marked either B or C on the body of the resistor.



### Power Derating Curve



### Dimensions



### How to Order

SIL	08	E	472	J
Common Part	No. of Pins	Circuit Config.	Resistance Value	Tolerance
SIL	04 - 4 Pins 05 - 5 Pins 06 - 6 Pins 07 - 7 Pins 08 - 8 Pins 09 - 9 Pins 10 - 10 Pins 11 - 11 Pins 12 - 12 Pins 13 - 13 Pins 14 - 14 Pins	E - Common Terminals M - Isolated Terminals	The first two digits are significant figures of resistance value and the third denotes the number of zeros following.  e.g. 220R: 221 4K7: 472 51K: 513 470K: 474	J - 5% G - 2%

TE Connectivity, TE connectivity (logo) and TE (logo) are trademarks. Other logos, product and Company names mentioned herein may be trademarks of their respective owners.

While TE has made every reasonable effort to ensure the accuracy of the information in this datasheet, TE does not guarantee that it is error-free, nor does TE make any other representation, warranty or guarantee that the information is accurate, correct, reliable or current. TE reserves the right to make any adjustments to the information contained herein at any time without notice. TE expressly disclaims all implied warranties regarding the information contained herein, including, but not limited to, any implied warranties of merchantability or fitness for a particular purpose. The dimensions in this datasheet are for reference purposes only and are subject to change without notice. Specifications are subject to change without notice. Consult TE for the latest dimensions and design specifications.

## Данный компонент на территории Российской Федерации

### Вы можете приобрести в компании MosChip.

Для оперативного оформления запроса Вам необходимо перейти по данной ссылке:

<http://moschip.ru/get-element>

Вы можете разместить у нас заказ для любого Вашего проекта, будь то серийное производство или разработка единичного прибора.

В нашем ассортименте представлены ведущие мировые производители активных и пассивных электронных компонентов.

Нашей специализацией является поставка электронной компонентной базы двойного назначения, продукции таких производителей как XILINX, Intel (ex.ALTERA), Vicor, Microchip, Texas Instruments, Analog Devices, Mini-Circuits, Amphenol, Glenair.

Сотрудничество с глобальными дистрибьюторами электронных компонентов, предоставляет возможность заказывать и получать с международных складов практически любой перечень компонентов в оптимальные для Вас сроки.

На всех этапах разработки и производства наши партнеры могут получить квалифицированную поддержку опытных инженеров.

Система менеджмента качества компании отвечает требованиям в соответствии с ГОСТ Р ИСО 9001, ГОСТ РВ 0015-002 и ЭС РД 009

### Офис по работе с юридическими лицами:

105318, г.Москва, ул.Щербаковская д.3, офис 1107, 1118, ДЦ «Щербаковский»

Телефон: +7 495 668-12-70 (многоканальный)

Факс: +7 495 668-12-70 (доб.304)

E-mail: [info@moschip.ru](mailto:info@moschip.ru)

Skype отдела продаж:

moschip.ru

moschip.ru\_4

moschip.ru\_6

moschip.ru\_9