

Low-profile 6.4mm height contributes to flexibility in set design



Typical Specifications

Items		Specifications
Rating (max.) (Resistive load)		10mA 5V DC
Contact resistance	8-direction	500mΩ max.
	Center-push	
Operating angle (8-direction)		Each direction 12° ± 3°
Travel (Center-push)		0.2 ± 0.1 mm
Operating life	Total with 8-direction	100,000 cycles
	Center-push	100,000 cycles

Product Line

Product No.	Maximum resolution	Operating force		Minimum order unit (pcs.)	
		Direction (mN · m)	Center-push (N)	Japan	Export
RKJXL100401V	8-direction	10 ± 7	4.5 ± 1	800	1,600

Packing Specifications

Tray

Number of packages (pcs.)		Export package measurements (mm)
1 case / Japan	1 case / export packing	
800	1,600	532 × 379 × 167

Dimensions

Style	PC board mounting hole dimensions (Viewed from mounting side)

Output Relation Chart Between Lever Position and ON Position.

Terminal The direction of the operation	A	B	C	D	E	F	G	H	C1	C2	1	2
A	ON								ON			
B		ON							ON			
C			ON						ON			
D				ON					ON			
E					ON					ON		
F						ON				ON		
G							ON			ON		
H								ON		ON		
Center Push											ON	ON

Operating direction of lever.







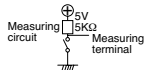
※ Shorting areas exist between adjacent terminals
 ※ Between H and A, and D and E, both C1 and C2 are connected

Circuit Diagram

Operating direction of lever. (contact points)

Multi Control Devices

List of Varieties

Type		Switch type			
Series		RKJXL	RKJXS	SKRH	
				SKRHAA/AB	SKRHAC/AD
Photo					
Dimensions (typical value) (mm)	W	13	11.7	7.35/7.45	
	D			7.5	
	H	6.4	2.3	5	
Number of operating shafts		Single-shaft			
Shaft material		Metal	Resin		
Directional resolution		8-direction		4-direction	
Directional operating feeling (tactile feeling)		Without		With	
Lever return mechanism		With			
Center-push switch		With			
Encoder		Without			
Operating temperature range		-30°C to +70°C	-20°C to +70°C	-40°C to +85°C	
Operating life	Directional operation	total with 8-direction 100,000 cycles	500,000 cycles for each direction	200,000 cycles for each direction	1,000,000 cycles for each direction
	Center-push	100,000 cycles	500,000 cycles	200,000 cycles	1,000,000 cycles
	Encoder	—	—	—	
Automotive use		●	—	—	
Life cycle (availability)					
Rating (max.) (Resistive load)		10mA 5V DC		50mA 12V DC	
Electrical performance	Output voltage	—	 1V max. at 1mA 5V DC (Resistive load)	—	
	Encoder resolution	—	—	—	
	Insulation resistance	100MΩ min. 250V DC	50MΩ min. 50V DC	100MΩ min. 100V DC	
	Voltage proof	300V AC for 1min. or 360V AC for 2s	50V AC for 1min. or 60V AC for 2s	100V AC for 1min.	
Mechanical performance	Directional operating force	10±7mN·m	0.8±0.5N	1.23±0.69N	1.2±0.69N
	Push operating force	4.5±1N	2.5±1.5N	2.35±0.69N	
	Encoder detent torque	—	—	—	
	Terminal strength	—	—	—	
	Actuator strength	Push / pull directions Operating direction	100N (Push), 50N (Pull) 100N	30N (Push), 10N (Pull) 20N	— 29.4N
Environmental performance	Cold	-40°C 500h	-40°C 96h		
	Dry heat	85°C 500h	85°C 96h	90°C 96h	
	Damp heat	60°C, 90 to 95%RH 500h	60°C, 90 to 95%RH 96h		
Page		442	443	444	

Switch Type Multi Control Devices Soldering Conditions 451
 Switch Type Multi Control Devices Cautions 452

Note

● Indicates applicability to all products in the series.

Multi Control Devices
Variable Resistor Type
Switch Type

Switch Type / Soldering Conditions

Reference for Manual Soldering

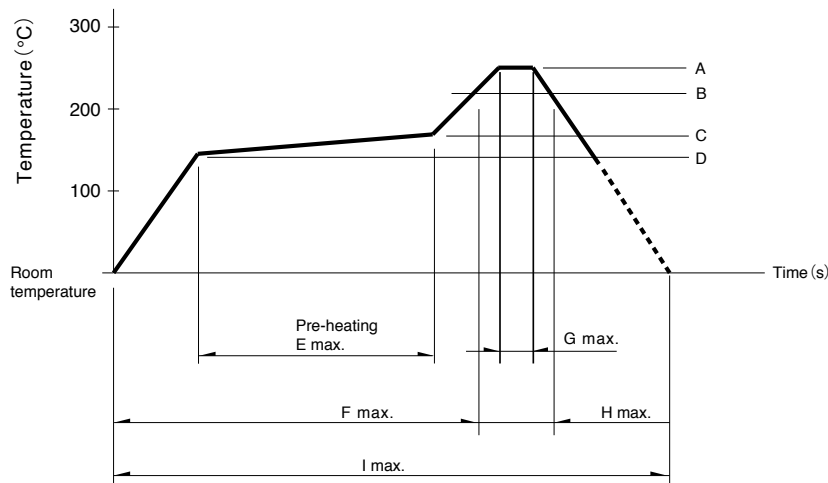
Series	Tip temperature	Soldering time	No. of solders
RKJXT1F, RKJXM, RKJXL, SLLB, SLLB5, SRBE, SKRH	350±5℃	3s max.	1 time
RKJXS	350±10℃	3 ⁺¹ ₋₀ s	2 time max.

Reference for Dip Soldering

Series	Preheating		Dip soldering		No. of solders
	Soldering surface temperature	Heating time	Soldering temperature	Soldering time	
RKJXT1F, RKJXM	100℃ max.	2 min. max.	260±5℃	5±1s	2 time max.
RKJXL	120℃ max.	70s max.	260℃ max.	6s max.	2 time max.

Example of Reflow Soldering Condition

1. Heating method: Double heating method with infrared heater.
2. Temperature measurement: Thermocouple ϕ 0.1 to 0.2 CA (K) or CC (T) at soldering portion (copper foil surface).
A heat resisting tape should be used for fixed measurement.
3. Temperature profile



Series	A	B	C	D	E	F	G	H	I	No. of reflows
RKJXS	260℃	230℃	150℃	150℃	2 min.	—	10s	40s	4 min.	1 time
SLLB5	250℃	230℃	150℃	150℃	—	2 min.	—	30s	—	1 time
SKRH, SLLB, SRBE	260℃	230℃	180℃	150℃	2 min.	—	—	40s	—	1 time

Notes

1. The above temperature shall be measured on the mounting surface of a PC board. There are cases where the PC board's temperature greatly differs from that of the switch, depending on the material, size thickness of PC boards and others. The above-stated conditions shall also apply to switch surface temperatures.
2. Soldering conditions differ depending on reflow soldering machines. Prior verification of soldering condition is highly recommended.

Данный компонент на территории Российской Федерации

Вы можете приобрести в компании MosChip.

Для оперативного оформления запроса Вам необходимо перейти по данной ссылке:

<http://moschip.ru/get-element>

Вы можете разместить у нас заказ для любого Вашего проекта, будь то серийное производство или разработка единичного прибора.

В нашем ассортименте представлены ведущие мировые производители активных и пассивных электронных компонентов.

Нашей специализацией является поставка электронной компонентной базы двойного назначения, продукции таких производителей как XILINX, Intel (ex.ALTERA), Vicor, Microchip, Texas Instruments, Analog Devices, Mini-Circuits, Amphenol, Glenair.

Сотрудничество с глобальными дистрибьюторами электронных компонентов, предоставляет возможность заказывать и получать с международных складов практически любой перечень компонентов в оптимальные для Вас сроки.

На всех этапах разработки и производства наши партнеры могут получить квалифицированную поддержку опытных инженеров.

Система менеджмента качества компании отвечает требованиям в соответствии с ГОСТ Р ИСО 9001, ГОСТ РВ 0015-002 и ЭС РД 009

Офис по работе с юридическими лицами:

105318, г.Москва, ул.Щербаковская д.3, офис 1107, 1118, ДЦ «Щербаковский»

Телефон: +7 495 668-12-70 (многоканальный)

Факс: +7 495 668-12-70 (доб.304)

E-mail: info@moschip.ru

Skype отдела продаж:

moschip.ru

moschip.ru_4

moschip.ru_6

moschip.ru_9