

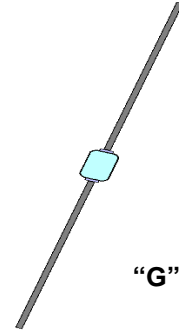
Voidless-Hermetically-Sealed Unidirectional Transient Suppressors

ALSO AVAILABLE IN SURFACE MOUNT

DESCRIPTION

This series of industry recognized voidless-hermetically-sealed Unidirectional Transient Voltage Suppressor (TVS) designs is military qualified to MIL-PRF-19500/552 and are ideal for high-reliability applications where a failure cannot be tolerated. They provide a Working Peak "Standoff" Voltage selection from 5.0 to 51.6 Volts with 1500 W ratings. They are very robust in hard-glass construction and also use an internal metallurgical bond identified as Category I for high reliability applications. The 1500 W series is military qualified to MIL-PRF-19500/552. These devices are also available in a surface mount MELF package configuration by adding a "US" suffix (see separate data sheet for 1N6469US thru 1N6476AUS). Microsemi also offers numerous other TVS products to meet higher and lower peak pulse power and voltage ratings in both through-hole and surface-mount packages.

APPEARANCE



"G" Package

www.Microsemi.com

IMPORTANT: For the most current data, consult MICROSEMI's website: <http://www.microsemi.com>

FEATURES

- High surge current and peak pulse power provides transient voltage protection for sensitive circuits
- Triple-layer passivation
- Internal "Category I" metallurgical bonds
- Voidless hermetically sealed glass package
- JAN/TX/TXV military qualifications available per MIL-PRF-19500/552 by adding JAN, JANTX, or JANTXV prefix
- Further options for screening in accordance with MIL-PRF-19500 for JANS by using a "SP" prefix, e.g. SP6469, SP6476, etc.
- Surface Mount equivalents are also available in a square-end-cap MELF configuration with a "US" suffix (see separate data sheet)

APPLICATIONS / BENEFITS

- Military and other high reliability transient protection
- Extremely robust construction
- Working Peak "Standoff" Voltage (V_{WM}) from 5.0 to 51.6 V
- Available as 1500 W Peak Pulse Power (P_{PP})
- ESD and EFT protection per IEC61000-4-2 and IEC61000-4-4 respectively
- Secondary lightning protection per select levels in IEC61000-4-5
- Flexible axial-leaded mounting terminals
- Nonsensitive to ESD per MIL-STD-750 Method 1020
- Inherently radiation hard as described in Microsemi MicroNote 050

MAXIMUM RATINGS

- Operating & Storage Temperature: -55°C to +175°C
- Peak Pulse Power at 25°C: 1500 Watts @ 10/1000 μ s (also see Figures 1,2 and 4)
- Impulse repetition rate (duty factor): 0.01%
- Forward Surge Current: 130 Amps @ 8.33 ms one-half sine wave
- Forward Voltage: 1.5 V @ 4 Amps dc and 4.8 V at 100 Amps (pulsed)
- Steady-State Power: 3.0 W @ $T_A = 25^\circ\text{C}$ (see note below and Figure 4)
- Thermal Resistance @ 3/8 inch lead length: 50.0 °C/W
- Solder Temperatures: 260°C for 10 s (maximum)

MECHANICAL AND PACKAGING

- CASE: Hermetically sealed voidless hard glass with Tungsten slugs
- TERMINATIONS: Axial-leads are Tin/Lead (Sn/Pb) over copper
- MARKING: Body painted and part number, etc.
- POLARITY: Cathode band
- Tape & Reel option: Standard per EIA-296
- Weight: 1270 mg
- See package dimensions on last page

NOTE: Steady-state power ratings with reference to ambient are for PC boards where thermal resistance from mounting point to ambient is sufficiently controlled where $T_{J(MAX)}$ is not exceeded.

JANS

1N6469 – 1N6476

ELECTRICAL CHARACTERISTICS

TYPE	BREAK DOWN VOLTAGE V(BR) MIN.	BREAKDOWN CURRENT I _(BR)	WORKING PEAK VOLTAGE V _{WM}	MAX LEAKAGE CURRENT I _D	MAXIMUM CLAMPING VOLTAGE V _C @ 10/1000 μs	MAXIMUM PEAK PULSE CURRENT I _{PP}		MAXIMUM TEMP. COEF. OF V(BR)
						@8/20 μs	@10/1000 μs	
	Volts	mAdc	Vdc	μAdc	V(pk)	A(pk)	A(pk)	%/°C
1N6469	5.6	50	5	1500	9.0	945	167	-.03, +0.04
1N6470	6.5	50	6	1000	11.0	775	137	0.06
1N6471	13.6	10	12	20	22.6	374	66	0.085
1N6472	16.4	10	15	10	26.5	322	57	0.085
1N6473	27.0	5	24	5	41.4	207	36.5	.096
1N6474	33.0	1	30.5	5	47.5	181	32	.098
1N6475	43.7	1	40.3	5	63.5	135	24	.101
1N6476	54.0	1	51.6	5	78.5	107	19	.103

SYMBOLS & DEFINITIONS

Symbol	Definition
V _{BR}	Minimum Breakdown Voltage: The minimum voltage the device will exhibit at a specified current.
V _{WM}	Working Peak Voltage: The maximum peak voltage that can be applied over the operating temperature range. This is also referred to as Standoff Voltage.
I _D	Maximum Standoff Current: The maximum current that will flow at the specified voltage and temperature.
V _C	Maximum clamping voltage at specified I _{PP} (Peak Pulse Current) at the specified pulse conditions.
P _{PP}	Peak Pulse Power: The peak power dissipation resulting from the peak impulse current I _{PP} .

GRAPHS

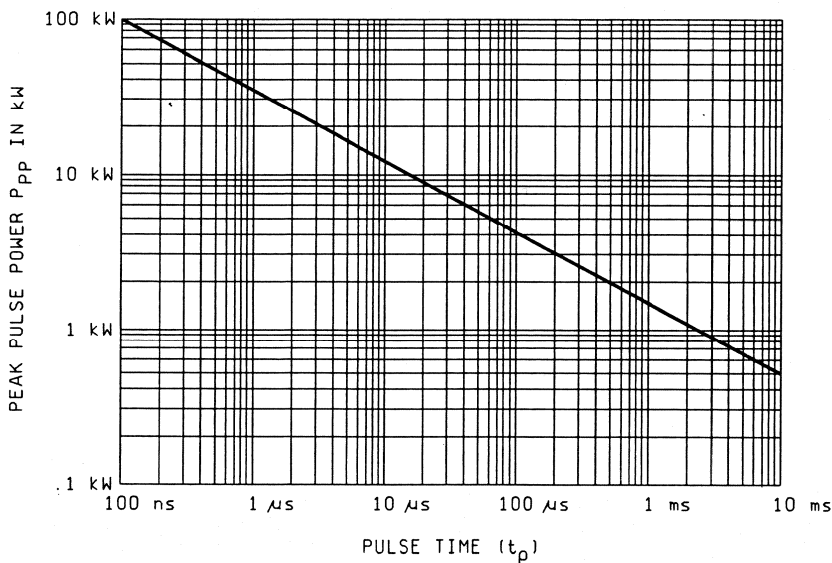


FIG. 1 – Non-repetitive peak pulse power rating curve
NOTE: Peak power defined as peak voltage times peak current

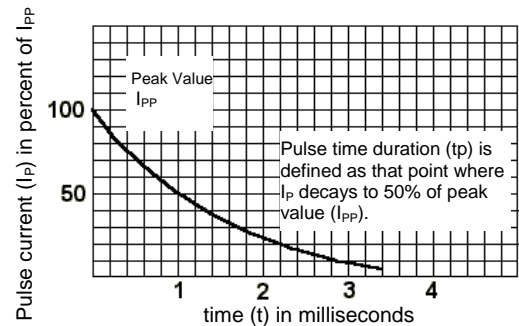


FIG. 2 Pulse wave form for exponential surge for 10/1000 μs

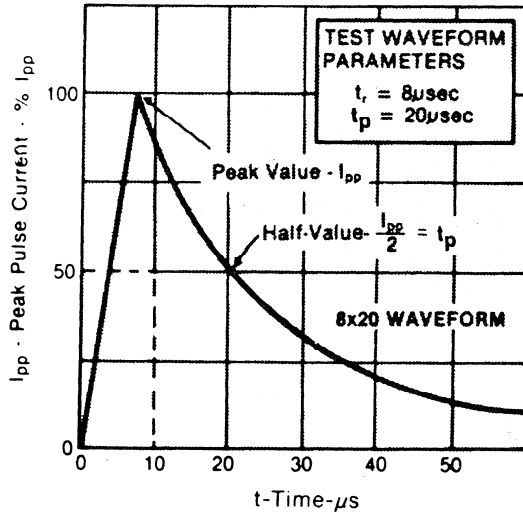


FIGURE 3
8/20 μs CURRENT IMPULSE WAVEFORM

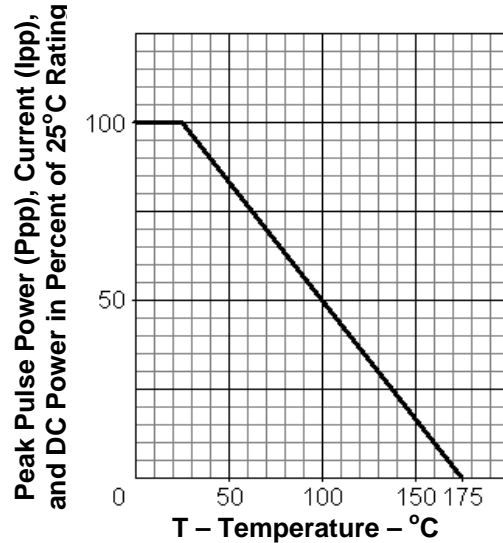
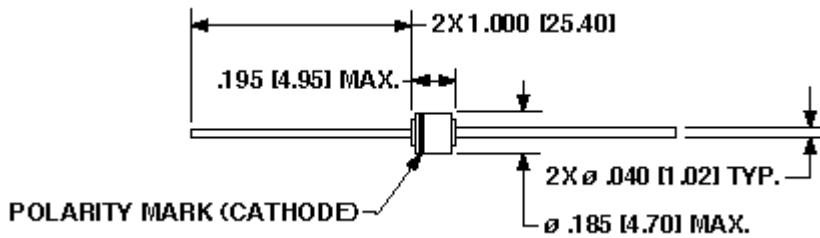


FIGURE 4
DERATING CURVE

PACKAGE DIMENSIONS Inches [mm]



PACKAGE G

Note: Package G lead dimension diameter is 0.040 inch nominal with $-.003 +.002$ inch tolerance

Mouser Electronics

Authorized Distributor

Click to View Pricing, Inventory, Delivery & Lifecycle Information:

Microchip:

[1N6475](#) [JAN1N6472](#) [JANTX1N6472](#) [JANTX1N6474/TR](#) [JANTX1N6476/TR](#) [JANTX1N6473/TR](#)
[JANTXV1N6470/TR](#) [JANTXV1N6472US/TR](#)

Данный компонент на территории Российской Федерации

Вы можете приобрести в компании MosChip.

Для оперативного оформления запроса Вам необходимо перейти по данной ссылке:

<http://moschip.ru/get-element>

Вы можете разместить у нас заказ для любого Вашего проекта, будь то серийное производство или разработка единичного прибора.

В нашем ассортименте представлены ведущие мировые производители активных и пассивных электронных компонентов.

Нашей специализацией является поставка электронной компонентной базы двойного назначения, продукции таких производителей как XILINX, Intel (ex.ALTERA), Vicor, Microchip, Texas Instruments, Analog Devices, Mini-Circuits, Amphenol, Glenair.

Сотрудничество с глобальными дистрибьюторами электронных компонентов, предоставляет возможность заказывать и получать с международных складов практически любой перечень компонентов в оптимальные для Вас сроки.

На всех этапах разработки и производства наши партнеры могут получить квалифицированную поддержку опытных инженеров.

Система менеджмента качества компании отвечает требованиям в соответствии с ГОСТ Р ИСО 9001, ГОСТ РВ 0015-002 и ЭС РД 009

Офис по работе с юридическими лицами:

105318, г.Москва, ул.Щербаковская д.3, офис 1107, 1118, ДЦ «Щербаковский»

Телефон: +7 495 668-12-70 (многоканальный)

Факс: +7 495 668-12-70 (доб.304)

E-mail: info@moschip.ru

Skype отдела продаж:

moschip.ru

moschip.ru_4

moschip.ru_6

moschip.ru_9