




### 452/454 Series Fuse



#### Agency Approvals

AGENCY	AGENCY FILE NUMBER	AMPERE RANGE
	E10480	0.375A - 12A
	29862	0.375A - 12A
	NBK030205-E10480B	1A - 5A

#### Electrical Characteristics for Series

% of Ampere Rating	Opening Time
100%	4 hours, Minimum
200%	1 sec., Min.; 60 sec., Max.
300%	0.2 sec., Min.; 3 sec., Max
800%	0.02 sec., Min.; 0.1 sec., Max.

#### Electrical Specifications by Item

Ampere Rating (A)	Amp Code	Max Voltage Rating (V)	Interrupting Rating	Nominal Cold Resistance (Ohms)	Nominal Melting I <sup>2</sup> t (A <sup>2</sup> sec)	Agency Approvals		
								
0.375	.375	125	50A @ 125 VAC/VDC 300A @ 32 VDC PSE: 100A @ 100 VAC	1.2000	0.101	x	x	
0.500	.500	125		0.7000	0.240	x	x	
0.750	.750	125		0.3600	0.904	x	x	
001.	001.	125		0.2250	1.98	x	x	x
1.50	01.5	125		0.0930	3.65	x	x	x
2.00	002.	125		0.0625	8.20	x	x	x
2.50	02.5	125		0.0450	15.0	x	x	x
3.00	003.	125		0.0340	20.16	x	x	x
3.50	03.5	125		0.0224	26.53	x	x	x
4.00	004.	125		0.0186	34.40	x	x	x
5.00	005.	125		0.0136	53.72	x	x	x
7.00	007.	75		50A @ 72 VAC 50A @ 60 VDC 100A @ 75 VDC	0.0105	123.83	x	x
8	008.	75	0.0088		137.34	x	x	
12	012.	75	0.0061		260.46	x	x	

Notes:  
 - I<sup>2</sup>t calculated at 8ms.  
 - Resistance is measured at 10% of rated current, 25°C

#### Description

The NANO<sup>2</sup> Slo-Blo fuse has enhanced inrush withstand characteristics over the NANO<sup>2</sup> Fast-Acting fuse. The unique time delay feature of this fuse design helps solve the problem of nuisance “opening” by accommodating inrush currents that normally cause a fast-acting fuse to open.

#### Features

- Small size
- Wide range of current rating available (0.375A to 12A)
- Wide operating temperature range
- Low temperature derating
- RoHS compliant and Halogen Free

#### Applications

- Notebook PC
- LCD/PDPTV
- LCD monitor
- LCD/PDP panel
- LCD backlight inverter
- Portable DVD player
- Power supply
- Networking
- PC server
- Cooling fan system
- Storage system
- Telecom system
- Wireless basestation
- White goods
- Game console
- Office Automation equipment
- Battery charging circuit protection
- Industrial equipment

## Temperature Re-rating Curve



Note:

1. Rerating depicted in this curve is in addition to the standard derating of 25% for continuous operation.

## Average Time Current Curves



## Soldering Parameters

Reflow Condition		Pb – Free assembly
Pre Heat	- Temperature Min ( $T_{s(min)}$ )	150°C
	- Temperature Max ( $T_{s(max)}$ )	200°C
	- Time (Min to Max) ( $t_s$ )	60 – 120 secs
Average ramp up rate (Liquidus Temp ( $T_L$ ) to peak)		5°C/second max.
$T_{s(max)}$ to $T_L$ - Ramp-up Rate		5°C/second max.
Reflow	- Temperature ( $T_L$ ) (Liquidus)	217°C
	- Temperature ( $t_L$ )	60 – 90 seconds
Peak Temperature ( $T_p$ )		260 <sup>+0/-5</sup> °C
Time within 5°C of actual peak Temperature ( $t_p$ )		20 – 40 seconds
Ramp-down Rate		5°C/second max.
Time 25°C to peak Temperature ( $T_p$ )		8 minutes max.
Do not exceed		260°C
Wave Soldering Parameters		260°C Peak Temperature, 3 seconds max.



### Product Characteristics

<b>Materials</b>	<b>Body:</b> Ceramic <b>Terminations:</b> Gold-plated Caps / Sn-dipped Silver Plated Caps (452 Series) Silver-plated Caps (454 Series)
<b>Product Marking</b>	Brand, Ampere Rating
<b>Operating Temperature</b>	-55°C to 125°C
<b>Moisture Sensitivity Level</b>	Level 1, J-STD-020
<b>Solderability</b>	MIL-STD-202, Method 208
<b>Insulation Resistance (after Opening)</b>	MIL-STD-202, Method 302, Test Condition A (10,000 ohms minimum)

<b>Thermal Shock</b>	MIL-STD-202, Method 107, Test Condition B, 5 cycles, -65°C / +125°C, 15 minutes @ each extreme
<b>Mechanical Shock</b>	MIL-STD-202, Method 213, Test I: Deenergized. 100G's pk amplitude, sawtooth wave 6ms duration, 3 cycles XYZ+xyz = 18 shocks
<b>Vibration</b>	MIL-STD-202, Method 201: 0.03" amplitude, 10-55 Hz in 1 min. 2hrs each XYZ=6hrs
<b>Moisture Resistance</b>	MIL-STD-202, Method 106, 10 cycles
<b>Salt Spray</b>	MIL-STD-202, Method 101, Test Condition B (48hrs)
<b>Resistance to Soldering Heat</b>	MIL-STD-202, Method 210, Test condition B (10 sec at 260°C)

### Dimensions



Recommended pad layout

### Part Numbering System



Notes:  
452 series may be ordered as "RoHS and HF (Gold Plated Caps)" ("L" suffix).  
454 series is available only as "RoHS and HF" version and does not require "L" suffix.  
Please do not include "L" suffix within 454 series ordering instructions.

### Packaging

Packaging Option	Packaging Specification	Quantity	Quantity & Packaging Code
12mm Tape and Reel	EIA RS-481-1 (IEC 286, part 3)	5000	NR
12mm Tape and Reel	EIA RS-481-1 (IEC 286, part 3)	1000	MR

### Additional Information



**Datasheet 452 Series**



**Resources 452 Series**



**Samples 452 Series**



**Datasheet 454 Series**



**Resources 454 Series**



**Samples 454 Series**

## Данный компонент на территории Российской Федерации

### Вы можете приобрести в компании MosChip.

Для оперативного оформления запроса Вам необходимо перейти по данной ссылке:

<http://moschip.ru/get-element>

Вы можете разместить у нас заказ для любого Вашего проекта, будь то серийное производство или разработка единичного прибора.

В нашем ассортименте представлены ведущие мировые производители активных и пассивных электронных компонентов.

Нашей специализацией является поставка электронной компонентной базы двойного назначения, продукции таких производителей как XILINX, Intel (ex.ALTERA), Vicor, Microchip, Texas Instruments, Analog Devices, Mini-Circuits, Amphenol, Glenair.

Сотрудничество с глобальными дистрибьюторами электронных компонентов, предоставляет возможность заказывать и получать с международных складов практически любой перечень компонентов в оптимальные для Вас сроки.

На всех этапах разработки и производства наши партнеры могут получить квалифицированную поддержку опытных инженеров.

Система менеджмента качества компании отвечает требованиям в соответствии с ГОСТ Р ИСО 9001, ГОСТ РВ 0015-002 и ЭС РД 009

### Офис по работе с юридическими лицами:

105318, г.Москва, ул.Щербаковская д.3, офис 1107, 1118, ДЦ «Щербаковский»

Телефон: +7 495 668-12-70 (многоканальный)

Факс: +7 495 668-12-70 (доб.304)

E-mail: [info@moschip.ru](mailto:info@moschip.ru)

Skype отдела продаж:

moschip.ru

moschip.ru\_4

moschip.ru\_6

moschip.ru\_9