




452/454 Series Fuse



Agency Approvals

AGENCY	AGENCY FILE NUMBER	AMPERE RANGE
	E10480	0.375A - 12A
	29862	0.375A - 12A
	NBK030205-E10480B	1A - 5A

Electrical Characteristics for Series

% of Ampere Rating	Opening Time
100%	4 hours, Minimum
200%	1 sec., Min.; 60 sec., Max.
300%	0.2 sec., Min.; 3 sec., Max
800%	0.02 sec., Min.; 0.1 sec., Max.

Electrical Specifications by Item

Ampere Rating (A)	Amp Code	Max Voltage Rating (V)	Interrupting Rating	Nominal Cold Resistance (Ohms)	Nominal Melting I ² t (A ² sec)	Agency Approvals		
								
0.375	.375	125	50A @ 125 VAC/VDC 300A @ 32 VDC PSE: 100A @ 100 VAC	1.2000	0.101	x	x	
0.500	.500	125		0.7000	0.240	x	x	
0.750	.750	125		0.3600	0.904	x	x	
001.	001.	125		0.2250	1.98	x	x	x
1.50	01.5	125		0.0930	3.65	x	x	x
2.00	002.	125		0.0625	8.20	x	x	x
2.50	02.5	125		0.0450	15.0	x	x	x
3.00	003.	125		0.0340	20.16	x	x	x
3.50	03.5	125		0.0224	26.53	x	x	x
4.00	004.	125		0.0186	34.40	x	x	x
5.00	005.	125		0.0136	53.72	x	x	x
7.00	007.	75		50A @ 72 VAC 50A @ 60 VDC 100A @ 75 VDC	0.0105	123.83	x	x
8	008.	75	0.0088		137.34	x	x	
12	012.	75	0.0061		260.46	x	x	

Notes:
 - I²t calculated at 8ms.
 - Resistance is measured at 10% of rated current, 25°C

Description

The NANO²® Slo-Blo® fuse has enhanced inrush withstand characteristics over the NANO²® Fast-Acting fuse. The unique time delay feature of this fuse design helps solve the problem of nuisance “opening” by accommodating inrush currents that normally cause a fast-acting fuse to open.

Features

- Small size
- Wide range of current rating available (0.375A to 12A)
- Wide operating temperature range
- Low temperature derating
- RoHS compliant and Halogen Free

Applications

- Notebook PC
- LCD/PDPTV
- LCD monitor
- LCD/PDP panel
- LCD backlight inverter
- Portable DVD player
- Power supply
- Networking
- PC server
- Cooling fan system
- Storage system
- Telecom system
- Wireless basestation
- White goods
- Game console
- Office Automation equipment
- Battery charging circuit protection
- Industrial equipment

Temperature Re-rating Curve



Note:

1. Rerating depicted in this curve is in addition to the standard derating of 25% for continuous operation.

Average Time Current Curves



Soldering Parameters

Reflow Condition		Pb – Free assembly
Pre Heat	- Temperature Min ($T_{s(min)}$)	150°C
	- Temperature Max ($T_{s(max)}$)	200°C
	- Time (Min to Max) (t_s)	60 – 120 secs
Average ramp up rate (Liquidus Temp (T_L) to peak)		5°C/second max.
$T_{s(max)}$ to T_L - Ramp-up Rate		5°C/second max.
Reflow	- Temperature (T_L) (Liquidus)	217°C
	- Temperature (t_L)	60 – 90 seconds
Peak Temperature (T_p)		260 ^{+0/-5} °C
Time within 5°C of actual peak Temperature (t_p)		20 – 40 seconds
Ramp-down Rate		5°C/second max.
Time 25°C to peak Temperature (T_p)		8 minutes max.
Do not exceed		260°C
Wave Soldering Parameters		260°C Peak Temperature, 3 seconds max.



Product Characteristics

Materials	Body: Ceramic Terminations: Gold-plated Caps / Sn-dipped Silver Plated Caps (452 Series) Silver-plated Caps (454 Series)
Product Marking	Brand, Ampere Rating
Operating Temperature	-55°C to 125°C
Moisture Sensitivity Level	Level 1, J-STD-020
Solderability	MIL-STD-202, Method 208
Insulation Resistance (after Opening)	MIL-STD-202, Method 302, Test Condition A (10,000 ohms minimum)

Thermal Shock	MIL-STD-202, Method 107, Test Condition B, 5 cycles, -65°C / +125°C, 15 minutes @ each extreme
Mechanical Shock	MIL-STD-202, Method 213, Test I: Deenergized. 100G's pk amplitude, sawtooth wave 6ms duration, 3 cycles XYZ+xyz = 18 shocks
Vibration	MIL-STD-202, Method 201: 0.03" amplitude, 10-55 Hz in 1 min. 2hrs each XYZ=6hrs
Moisture Resistance	MIL-STD-202, Method 106, 10 cycles
Salt Spray	MIL-STD-202, Method 101, Test Condition B (48hrs)
Resistance to Soldering Heat	MIL-STD-202, Method 210, Test condition B (10 sec at 260°C)

Dimensions



Part Numbering System



Notes:
452 series may be ordered as "RoHS and HF (Gold Plated Caps)" ("L" suffix).
454 series is available only as "RoHS and HF" version and does not require "L" suffix.
Please do not include "L" suffix within 454 series ordering instructions.

Packaging

Packaging Option	Packaging Specification	Quantity	Quantity & Packaging Code
12mm Tape and Reel	EIA RS-481-1 (IEC 286, part 3)	5000	NR
12mm Tape and Reel	EIA RS-481-1 (IEC 286, part 3)	1000	MR

Additional Information



Datasheet 452 Series



Resources 452 Series



Samples 452 Series



Datasheet 454 Series



Resources 454 Series



Samples 454 Series

Данный компонент на территории Российской Федерации

Вы можете приобрести в компании MosChip.

Для оперативного оформления запроса Вам необходимо перейти по данной ссылке:

<http://moschip.ru/get-element>

Вы можете разместить у нас заказ для любого Вашего проекта, будь то серийное производство или разработка единичного прибора.

В нашем ассортименте представлены ведущие мировые производители активных и пассивных электронных компонентов.

Нашей специализацией является поставка электронной компонентной базы двойного назначения, продукции таких производителей как XILINX, Intel (ex.ALTERA), Vicor, Microchip, Texas Instruments, Analog Devices, Mini-Circuits, Amphenol, Glenair.

Сотрудничество с глобальными дистрибьюторами электронных компонентов, предоставляет возможность заказывать и получать с международных складов практически любой перечень компонентов в оптимальные для Вас сроки.

На всех этапах разработки и производства наши партнеры могут получить квалифицированную поддержку опытных инженеров.

Система менеджмента качества компании отвечает требованиям в соответствии с ГОСТ Р ИСО 9001, ГОСТ РВ 0015-002 и ЭС РД 009

Офис по работе с юридическими лицами:

105318, г.Москва, ул.Щербаковская д.3, офис 1107, 1118, ДЦ «Щербаковский»

Телефон: +7 495 668-12-70 (многоканальный)

Факс: +7 495 668-12-70 (доб.304)

E-mail: info@moschip.ru

Skype отдела продаж:

moschip.ru

moschip.ru_4

moschip.ru_6

moschip.ru_9