ASSMANN
Electronic Components

USB Cables

USB Firewire Connectors and Adapters for PCB Mount

Cable Assemblies

Cat 5e & Cat 6 Patch- and Raw Cables

Modular Jacks and Plugs

Tools and Cable Testers

KVM Connection Cables

Computer-/ Data Cables and Adapters

Audio-/ Video Cables and Adapters

Power Cords

SCSI Cables and Terminators

Fiber Optic Cables, Adapters and Tools

CABLE CATALOG
Third Edition

ASSMANN

TÜV CERT DIN EN ISO 9001: 2000 QA: 04 100913 66

Who are we?

ASSMANN Electronics is a worldwide manufacturer of cable assemblies, connectors and heatsinks with over 30 years experience in quality manufacturing. Our head office is in Luedenscheid, Germany, and we have sales offices in Europe, Asia, and the United States.

What can we do for you?

We at ASSMANN pride ourselves on quality products, competitive pricing and on-time delivery. Through our distribution partners and a technically trained sales staff, we can assist you in all aspects of product design and production. ASSMANN is a UL certified manufacturer for cable assemblies and can provide FCC approved products.

Product Design Support / Custom Prototypes ...

Apart from our full line of standard cable assemblies, ASSMANN offers custom cable assemblies for new or current projects. We can provide drawings for custom prototypes within 3 days and samples in less than 10 days.

Inventory Management & Control ...

ASSMANN will stock additional inventory to meet your needs and support production cycles.

Offshore Manufacturing

We control the quality at our manufacturing facilities in Europe and Far East. All products are subject to continual quality control; ASSMANN Electronics is ISO 9002 certified and only works with certified contract manufacturers. Allow our volume purchasing of materials to pass on savings to you - the customer!

Reliability & Dependability

ASSMANN Electronics has been focused on connectivity products for over 30 years. We continue to grow and have become one of the largest companies of our type in Europe.

The ASSMANN Advantage ...

Depending on the complexity of your requirements and time constraints, ASSMANN sales representatives can provide a comprehensive quotation via e-mail or fax. Simply provide us with your specifications, drawings, or a sample and we will take care of the rest. Should you require additional design assistance we will be happy to help you.

Call us toll free 1-877-ASSMANN (277-6266)
or e-mail us at sales@usa-assmann.com

Table of Contents

Products	Page
USB 1.1 Cables	4/5
USB 2.0 Cables	6
USB 1.1 and 2.0 Cables and Adapters	7
Firewire Cables and Adapters	8
USB 1.1 PCI Add-On Cards and Adapters	9
USB 1.1 Adapters	10
USB, for PCB mounting, A + B version	11
USB, version A + B , angled, SMT	12
USB, version A + B , top entry	13
USB, version B, Top-entry, SMT	14
USB, version A, Side-Entry, ultra flat	15
USB, version A, 2-Port	16
USB, version A, 3-Port	17
USB, version A, Side-Entry, ultra flat, vertical	18
USB, version B-Mini, 5-poles	19
USB, version B-Mini, 5-poles, SMD	20
USB A + B, Assembly-Type	21
IEEE 1394, for PCB mounting, vertical and horizontal version	22
IEEE 1394, for PCB mounting, SMD version	23
IEEE 1394, for PCB mounting, 180°-version, Top-Entry	24
Cable assemblies	25
CAT 5e Patch Cables	26
CAT 5e Patch & Crossover Cables	27
CAT 5e / CAT 6 Patch & Crossover Cables	28
CAT 6 and CAT 7 Patch & Crossover Cables	29
CAT 5e, CAT 6 Raw Cables	30
CAT 7 Raw Cables	31
Modular Jacks, 90°, for PCB mounting	32
Modular Jacks, 90°, for PCB mounting, low profile	33
Modular Jacks, 90°, for PCB mounting, shielded	34/35
Modular Jacks, 90°, SMD-version with Board-Locks	36
Modular Jacks, 90°, SMD-version	37
Modular Jacks, 90°, SMD-version, side by side stackable	38
Modular Jacks, 180°, top entry	39
Modular Jacks, 180°, top entry, shielded	40
Modular Jacks, 180°, for PCB mounting, SMD	41
Modular Jacks - Overview	42/43
Modular Plugs	44
Modular communication cable, D-Form	45
Cable Assemblies	46
Modular Connectors and Adapters	47/48
LSA+Terminal Block Pressing Tool, Crimping Tools	49
Network and Cable Testers	50
Digitus and DVI - KVM Switch Overview	51
KVM Switch Overview	52/53
Standard and IEEE 1284 Printer Cables	54
IEEE 1284 Printer Cables and Connection Cables	55
Serial Connection and Extension Cables	56/57
Connection Cables, Serial, Parallel, Joystick	58

Products	Page
Premium VGA Connection Cables	59
VGA, XGA Connection Cables	60
DVI Connection Cables	61
High Quality Cables	62/63
PS/2 and DIN Keyboard Cables	64
Keyboard Cables, Slot Adapters and Apple Cables	65
High Quality Video and Scart Cables	66
High Quality Scart Cables and Adapters	67
High Quality Audio and Digital Audio Cables	68
TV and Satellite Cables	69
Satellite Cables and Adapters	70
External Audio Cables	71
External Audio and MIDI Cables	72
Video and Scart Cables, Adapters	73
Digital Audio Cables and Audio Adapters	74
Internal Audio Cables	75
Power Cords	76-88
Internal Power Supply Cables	89
Interface Adapters and Gender Changers	90
Interface, Digital Audio and DVI Adapters	91
Serial ATA and SCSI 3 UW Round Cables, Internal, SCSI Cable Tester	92
Floppy and ATA Ribbon Cables	93
Flat cables AWG 28, 1.27 mm pitch • UL-Style: 2651	94
Flat cables AWG 28, 1.27 mm pitch	95
Flat cable assemblies	96
SCSI 3 and 2 Round Cables, External	97
SCSI Round Cables, External	98
Hoods for D-Sub-connectors, snap-in lock	99
SCSI 1.27mm, for PCB mounting, straight, UNC2-56	100
SCSI 1.27mm, with IDC technique, UNC 2-56	101
DVI connectors, 90° angled, Female for PCB-mounting	102
Filtered D-Sub-connectors	103
LVD Terminators	104
SCSI Terminators, Internal and External	105
SCSI Terminators, SCA Adapters	106
SCA and SCSI Adapters	107
SCSI Adapter, External and on Slot Bracket	108
CISCO Router Cables	109
Assembled Fiber Optic Patch Cables, to 1Gbit	110/111
Assembled Fiber Optic Patch Cables, to 1 and 10Gbit	112
Fiber Optic Pigtails, to 1 and 10Gbit	113
Fiber Optic Indoor and Outdoor Cables	114
Fiber Optic Breakout Adapter Cables	115
Fiber Optic Cable System with Feeding Assistance	116
Fiber Optic Cable System, 19" Splice Boxes	117
Fiber Optic Connectors, Couplings and Adapters	118
Fiber Optic Tools	119

High Quality USB Connection Cable

USB A, male ⇔ USB B, male

2 x AWG 24, 2 x AWG 28, double cable shielding.

Cable transparent.

Molded hoods, metallic shielding.

USB 2.0 compatible.

AK 672-1HQC	1,0 m
AK 672HQC	2,0 m
AK 672-5HQC	5,0 m

USB Cable, A to B

USB A, male ⇔ USB B, male

Double shielded.

Cable UL2725, 2 x AWG24, 2 x AWG28.

USB 2.0 compatible.

AK 672-1	1,0 m
AK 672	2,0 m
AK 672-3	3,0 m
AK 672-5	5,0 m

USB Extension Cable

USB A, male ⇔ USB A, female

Double shielded.

Cable UL2725, 2 x AWG24, 2 x AWG28.

USB 2.0 compatible.

AK 669-18	1,8 m
AK 669-30	3,0 m
AK 669-50	5,0 m

USB Cable, Transparent Design

USB A, male ⇔ USB B, male

2 m long, double shielded.

Cable UL2725, 2 x AWG24, 2 x AWG28.

USB 2.0 compatible.

AK 672MB	iMac Blue
AK 672MG	iMac Purple
AK 672ML	iMac Green
AK 672MS	iMac Red
AK 672MT	iMac Orange

USB Cable, B to B

USB B, male ⇔ USB B, male

Double shielded.

Cable UL2725, 2 x AWG24, 2 x AWG28.

USB 2.0 compatible.

AK 673-1	1,0 m
AK 673	2,0 m
AK 673-3	3,0 m
AK 673-5	5,0 m

USB Mini Cable

USB A, male ⇔ USB B-Mini (4-pin), male

Double shielded.

Cable UL2725, 2 x AWG 24, 2 x AWG 28.

USB 1.1 and 2.0 compatible.

AK 670M-1	1,0 m
AK 670M	2,0 m
AK 670M-3	3,0 m
AK 670M-5	5,0 m

USB Mini Cable

USB A, male ⇔ USB B-Mini (5-pin), male

Double shielded.

Cable UL2725, 2 x AWG 24, 2 x AWG 28.

USB 1.1 and 2.0 compatible.

AK 672M-1	1,0 m
AK 672M-2	2,0 m
AK 672M-3	3,0 m
AK 672M-5	5,0 m

USB Adapter

Various types, straight or angled version, molded.

A-USB-1	USB **A** Female ⇔ USB **B** Female, straight
A-USB-2	USB **A** Female ⇔ USB **B** Male, straight
A-USB-3	USB **A** Male ⇔ USB **B** Female, straight
A-USB-4	USB **A** Female ⇔ USB **A** Female, angled
A-USB-6	USB **B** Male ⇔ USB **B** Male, angled

USB Cable, A to B

USB A, male ⇔ USB B, male

Double shielded.

Cable UL2725, 2 x AWG24, 2 x AWG28.

USB 2.0 compatible.

AK 672-1	1,0 m
AK 672	2,0 m
AK 672-3	3,0 m
AK 672-5	5,0 m

USB Cable, A to A

USB A, male ⇔ USB A, male

Double shielded.

Cable UL2725, 2 x AWG24, 2 x AWG28.

USB 2.0 compatible.

AK 670-1	1,0 m
AK 670	2,0 m
AK 670-3	3,0 m
AK 670-5	5,0 m

USB Extension Cable

USB A, male ⇔ USB A, female

Double shielded.

Cable UL2725, 2 x AWG24, 2 x AWG28.

USB 2.0 compatible.

AK 669-18	1,8 m
AK 669-30	3,0 m
AK 669-50	5,0 m

USB Cable, Transparent Design

USB A, male ⇔ USB B, male

2 m long, double shielded.

Cable UL2725, 2 x AWG24, 2 x AWG28.

USB 2.0 compatible.

AK 672MB	iMac blau
AK 672MG	iMac lila
AK 672ML	iMac grün
AK 672MS	iMac rot
AK 672MT	iMac orange



USB Extension Cable iMac

USB A, male ⇔ USB A, female

Double shielded.

Cable UL2725, 2 x AWG24, 2 x AWG28.

USB 2.0 compatible.

AK 669-30MB	iMac blau

USB Cable, B to B

USB B, male ⇔ USB B, male

Double shielded.

Cable UL2725, 2 x AWG24, 2 x AWG28.

USB 2.0 compatible.

AK 673-1	1,0 m
AK 673	2,0 m
AK 673-3	3,0 m
AK 673-5	5,0 m

USB Mini Cable

USB A, male ⇔ USB B-Mini (4-pin), male

Double shielded.

Cable UL2725, 2 x AWG 24, 2 x AWG 28.

USB 1.1 and 2.0 compatible.

AK 670M-1	1,0 m
AK 670M	2,0 m
AK 670M-3	3,0 m
AK 670M-5	5,0 m

USB Mini Cable

USB A, male ⇔ USB B-Mini (5-pin), male

Double shielded.

Cable UL2725, 2 x AWG 24, 2 x AWG 28.

USB 1.1 and 2.0 compatible.

AK 672M-1	1,0 m
AK 672M-2	2,0 m
AK 672M-3	3,0 m
AK 672M-5	5,0 m

USB Mainboard Adapter on Slot Bracket

AK 674 = 2 x USB-A female ⇔ 2 x 5-pin socket conn., 2.54 mm
AK 674-2/4 = 2 x USB-A female ⇔ 2 x 4 pin socket conn., 2.54 mm
AK 674-8 = 2 x USB-A female ⇔ 1 x 8-pin socket conn., 2.54 mm
AK 674-2/10 = 2 x USB-A female ⇔ 1 x 8-pin socket conn., 2.54 mm
USB 2.0 compatible. Cable 4/5-wire, AWG 28.
Double shielded, cable length 0.25m.

AK 674	0,25 m
AK 674-2/4	0,25 m
AK 674-8	0,25 m
AK 674-2/10	0,25 m

USB 2.0 Cable, A to B

USB A, male ⇔ USB B, male

Double shielded.

Cable UL2725, 2 x AWG24, 2 x AWG28.

USB 2.0 compatible and certified.

AK 672/2	2,0 m
AK 672/2-3	3,0 m
AK 672/2-5	5,0 m

USB 2.0 Cable, A to A

USB A, male ⇔ USB A, male

Double shielded.

Cable UL2725, 2 x AWG24, 2 x AWG28.

USB 2.0 compatible and certified.

AK 700/2	2,0 m
AK 700/3	3,0 m
AK 700/5	5,0 m

USB Adapter

Various types, straight or angled version, molded.

A-USB-1	USB **A** Female ⇔ USB **B** Female
A-USB-2	USB **A** Female ⇔ USB **B** Male
A-USB-3	USB **A** Male ⇔ USB **B** Female
A-USB-4	USB **A** Female ⇔ USB **A** Female
A-USB-6	USB **B** Male ⇔ USB **B** Male

IEEE 1394 Cable

Cable for connection of IEEE 1394 compatible devices, e.g.
video cameras, external CD/DVD drives, etc.
The maximum data transfer rate is 400 Mbps.
1394, male ⇔ 1394, male

AK-1394-10 = 6PIN ⇔ 6PIN
AK-1394-18 = 6PIN ⇔ 6PIN
AK-1394-30 = 6PIN ⇔ 6PIN
AK-1394-50 = 6PIN ⇔ 6PIN

AK-1394-10	1,0m
AK-1394-18	1,8m
AK-1394-30	3,0m
AK-1394-50	5,0m

IEEE 1394 Cable 6/4

Cable for connection of IEEE 1394 compatible devices, e.g.
video cameras, external CD/DVD drives, etc.
The maximum data transfer rate is 400 Mbps.
1394, male ⇔ 1394, male

AK-1394-104 = 6PIN ⇔ 4PIN
AK-1394-184 = 6PIN ⇔ 4PIN
AK-1394-304 = 6PIN ⇔ 4PIN
AK-1394-504 = 6PIN ⇔ 4PIN

AK-1394-104	1,0m
AK-1394-184	1,8m
AK-1394-304	3,0m
AK-1394-504	5,0m

IEEE 1394 Cable 4/4

Cable for connection of IEEE 1394 compatible devices, e.g.
video cameras, external CD/DVD drives, etc.
The maximum data transfer rate is 400 Mbps.
1394, male ⇔ 1394, male

AK-1394-1044 = 4PIN ⇔ 4PIN
AK-1394-1844 = 4PIN ⇔ 4PIN
AK-1394-3044 = 4PIN ⇔ 4PIN
AK-1394-5044 = 4PIN ⇔ 4PIN

AK-1394-1044	1,0m
AK-1394-1844	1,8m
AK-1394-3044	3,0m
AK-1394-5044	5,0m

IEEE 1394 Adapter

AB-1394-1: 6-pin female ⇔ 4-pin male
AB-1394-7: 6-pin female ⇔ 4-pin female

AB-1394-1	IEEE 1394 Adapter
AB-1394-7	IEEE 1394 Adapter

IEEE 1394 Adapter

AB-1394-4: 4-pin male ⇔ 4-pin male
AB-1394-5: 4-pin female ⇔ 4-pin female

AB-1394-4	IEEE 1394 Adapter
AB-1394-5	IEEE 1394 Adapter

IEEE 1394 Adapter

AB-1394-6: 6-pin male ⇔ 6-pin male
AB-1394-2: 6-pin female ⇔ 6-pin female
AB-1394-3: 6-pin female ⇔ 6-pin female, crossover.

AB-1394-6	IEEE 1394 Adapter
AB-1394-2	IEEE 1394 Adapter
AB-1394-3	IEEE 1394 Adapter

USB 1.1 - Fast IrDA Adapter

- Compatible with USB specification revision 1.1.
- IrDA 1.1 and Fast IrDA compatible.
- Maximum data transfer rate 4 Mbps.
- USB Hot Plug and Play support.
- Software requirements: WIN 98.SE, WIN ME, WIN 2000, WIN XP.

DA-70121	Digitus USB - Fast IrDA Adapter
AB IRDA USB	USB - Fast IrDA Adapter

USB 1.1 to Serial Adapter Cable

- USB 1.1 compatible.
- APM 1.2 compatible.
- Maximum data transfer rate 500Kbps.
- Supports hardware handshake.
- Remote wake up support.
- Connections: 1 x USB A male to DSUB 9 male, adapter DSUB 9 female to DSUB 25 male.
- Supports the following operating systems: Windows 98, Windows ME, Windows 2000 and MAC OS 8.6.

DA-70119	USB - Serial Adapter Cable

USB 1.1 Repeater Cable

- Extends the maximum USB cable length by 5.0 m.
- Maximum of 5 repeater cables allow connection of a total cable length of 25 m.
- Compatible with USB specification revision 1.1.
- USB A male - USB A female, cable length 5 m.
- Supports USB Low Speed (1.5 Mbps) and High Speed (12 Mbps).
- USB Hot Plug and Play support.
- Supports the following operating systems: Windows 98 SE / ME / 2000 and XP.

DA-70117	USB Repeater Cable



USB 1.1 - PS/2 Adapter

- Compatible with USB specification revision 1.1.
- Supports PCs and SUN computers.
- 2 x MiniDIN 6-pin female for PS2 mouse and keyboard.
- Power supply for the connected USB devices via the port.
- USB Hot Plug and Play support.
- USB connector cable with USB A male.
- Software requirements: WIN 98.SE, WIN ME, WIN 2000, WIN XP.

DIGITUS

DA-70118	USB - PS/2 Adapter

USB Printer Cable

- Compatible with USB specification revision 1.1.
- USB A male ⇔ CENT 36-pin male.
- Supports EPP / ECP and bidirectional printing.
- Data transfer up to 1,216 Mbps in ECP mode.

A-USB-P	USB Printer Cable, ATEN
A-USB-PM1	USB Printer Cable, grey

USB ⇔ SCSI 2 Adapter Cable

SCSI 2 adapter cable for connection of external SCSI 2 compatible devices (HDD, CD-ROM, DVD etc.) to the PC via USB. DSUB 50 HP plug for connection of the SCSI 2 devices.

- USB 1.1 compatible.
- Maximum data transfer rate 12 Mbps.
- SCSI 1 and 2 compatible.
- Connections: 1 x USB A male ⇔ HP 50 male
- Supports the following operating systems: Windows 98, Windows ME and Windows 2000, MAC OS 8.6.

A-USB SCSI	USB ⇔ SCSI Adapter Cable

USB Gameport Adapter

The gameport adapter makes it possible to connect a standard joystick to the USB port. The joystick is connected to the adapter via a DSUB 15-pin socket, the adapter is then connected to the USB A socket of the PC.

- Compatible with USB specification revision 1.1.
- Power supply via USB bus, USB connector cable included.
- 1 x USB A male, 1 x DSUB 15-pin female

A-USB GAME	USB Gameport Adapter

Isolierkörper
PBT, UL94V-0

Insulator
PBT, UL94V-0

Kontakte
Kupferlegierung

Contacts
Copper alloy

Strombelastbarkeit
1A

Current rating
1A

Durchschlagspannung
1000V AC (1min)

Withstanding voltage
1000V AC (1min)

Isolationswiderstand
>1000MΩ min.

Insulation resistance
>1000MΩ min.

Kontaktwiderstand
< 15mΩ max

Contact resistance
< 15mΩ max

Betriebstemperatur
-55°C bis +105°C

Operating temperature
-55°C to +105°C

A-Type

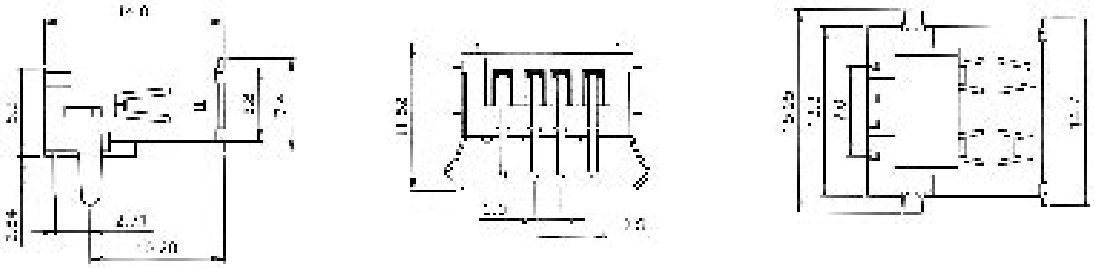

B-Type

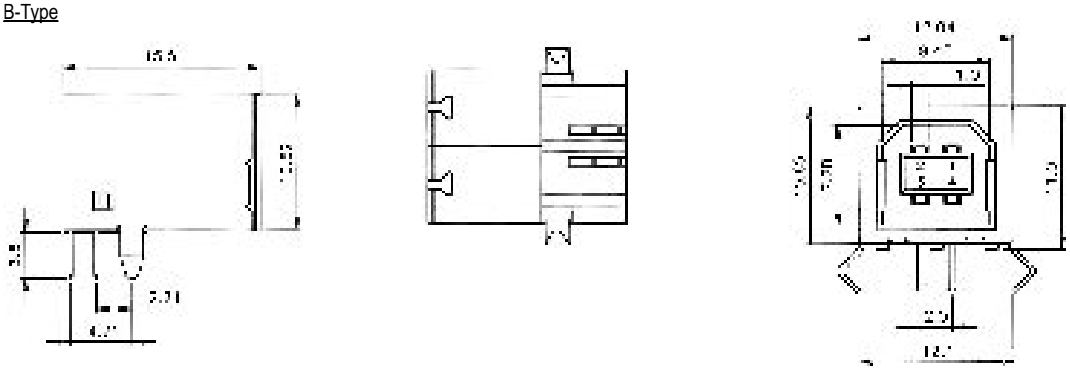

Bestellcode : Ordercode :	A - USBS - x	Bitte „x“ durch die unten geeignete Optionen ersetzen Please replace „x“ with appropriate options listed below

1.

1.

Ausführung
A -Bauform A
B -Bauform B

Version
A -Type A
B -Type B

USB, version A + B , angled, SMT



Isolierkörper
Nylon PA9T

Insulator
Nylon PA9T

Kontakte
Phosphorbronze, t=0.25mm

Contacts
Phosphorbronze, t=0.25mm

Gehäuse
Messing t=0.3mm
Oberfläche: Vernickelt

Shell
Brass t=0.3
Finish: Nickel Plated

Durchschlagspannung
500V AC (1min)

Withstanding voltage
500V AC (1min)

Isolationswiderstand
1000MΩ min.

Insulation resistance
1000MΩ min.

Nennspannung und Strom
1.5A bei 250V AC minimum

Rated voltage and current
1.5A at 250V AC minimum

A-Type

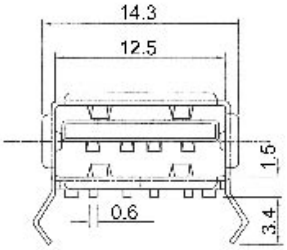

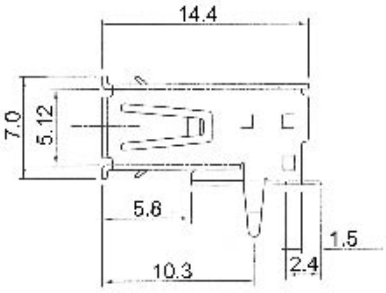

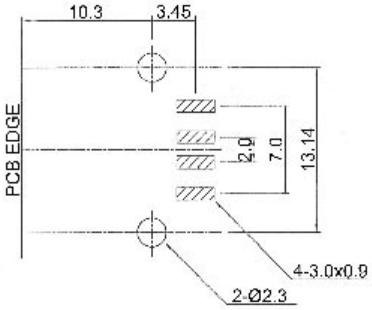

B-Type

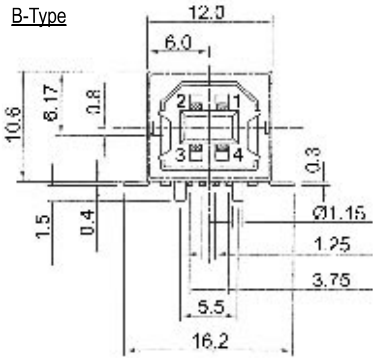

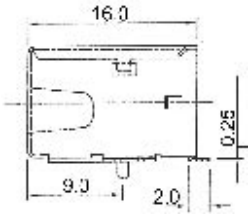

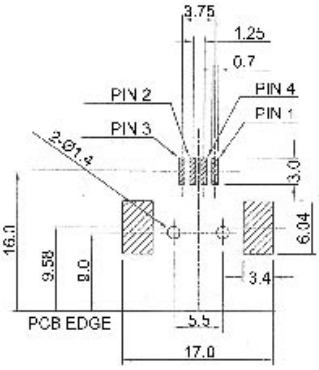

Bestellcode :
Ordercode :

A - USB - x / SMT

Bitte „x“ durch die unten geeignete Optionen ersetzen
Please replace „x“ with appropriate options listed below

1.

1.

Ausführung
A -Bauform A
B -Bauform B

Version
A -Type A
B -Type B

USB, version A + B , top entry

Isolierkörper
PBT

Kontakte
Phosphorbronze, t=0.25mm

Gehäuse
Messing t=0.3mm
Oberfläche: Vernickelt

Durchschlagspannung
500V AC (1min)

Isolationswiderstand
1000MΩ min.

Nennspannung und Strom
1.5A bei 250V AC minimum

Insulator
PBT

Contacts
Phosphorbronze, t=0.25mm

Shell
Brass t=0.3
Finish: Nickel Plated

Withstanding voltage
500V AC (1min)

Insulation resistance
1000MΩ min.

Rated voltage and current
1.5A at 250V AC minimum

A-Type

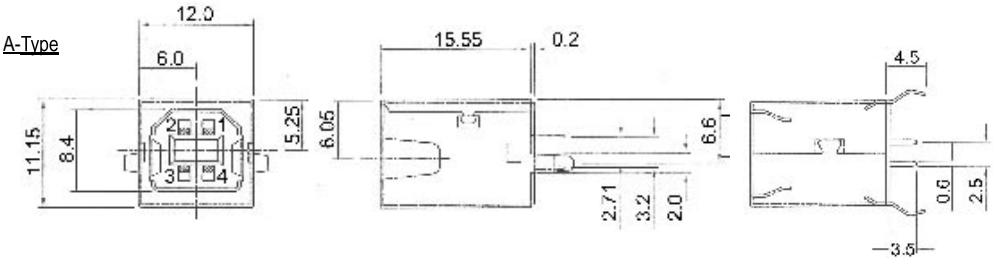

PCB Layout

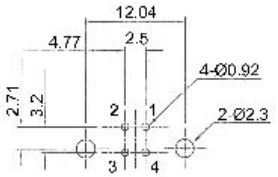

B-Type

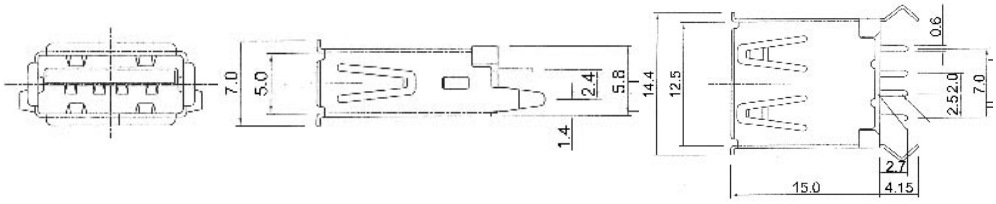

PCB Layout

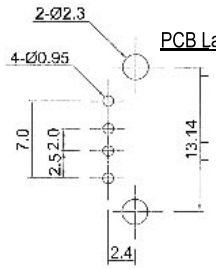

Bestellcode :
Ordercode :

A - USB - x - TOP

Bitte „x“ durch die unten geeignete Optionen ersetzen
Please replace „x“ with appropriate options listed below

1.

1.

Ausführung
A -Bauform A
B -Bauform B

Version
A -Type A
B -Type B

Isolierkörper
Nylon PA9T

Kontakte
Phosphorbronze, t=0.25mm

Gehäuse
Messing t=0.3mm
Oberfläche: Vernickelt

Durchschlagspannung
500V AC

Isolationswiderstand
1000MΩ min.

Nennspannung und Strom
1.5A bei 250V AC minimum

Insulator
Nylon PA9T

Contacts
Phosphorbronze, t=0.25mm

Shell
Brass t=0.3
Finish: Nickel Plated

Withstanding voltage
500V AC

Insulation resistance
1000MΩ min.

Rated voltage and current
1.5A at 250V AC minimum

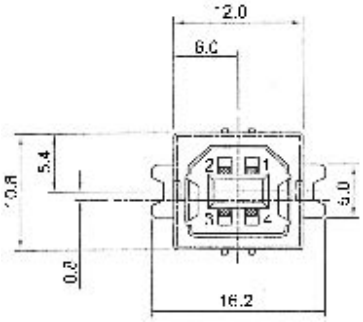

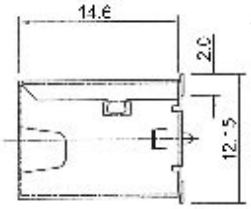

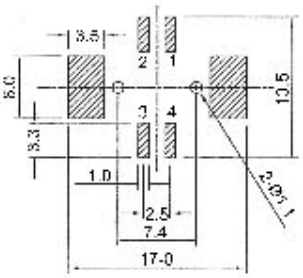

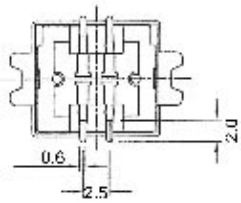

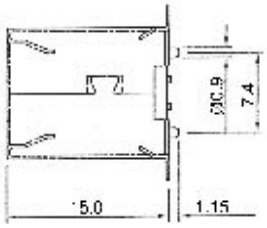

Bestellcode :
Ordercode :
A - USB - B - SMT - TOP

DIP

SMT

Isolierkörper
Nylon PA9T

Kontakte
Phosphorbronze, t=0.25mm

Gehäuse
Messing t=0.3mm
Oberfläche: Vernickelt

Durchschlagspannung
500V AC (1min)

Isolationswiderstand
1000MΩ min.

Nennspannung und Strom
1.5A bei 250V AC minimum

Insulator
Nylon PA9T

Contacts
Phosphorbronze, t=0.25mm

Shell
Brass t=0.3
Finish: Nickel Plated

Withstanding voltage
500V AC (1min)

Insulation resistance
1000MΩ min.

Rated voltage and current
1.5A at 250V AC minimum

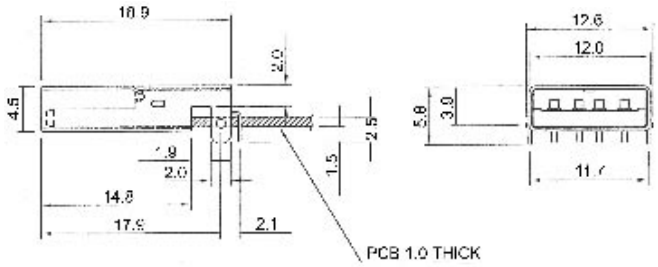

DIP

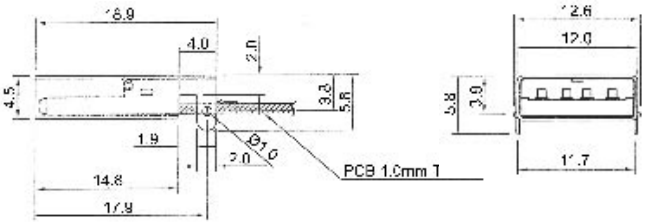

SMT

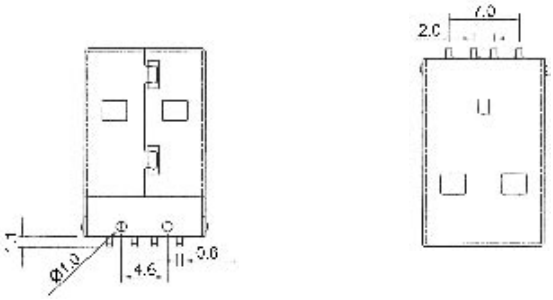

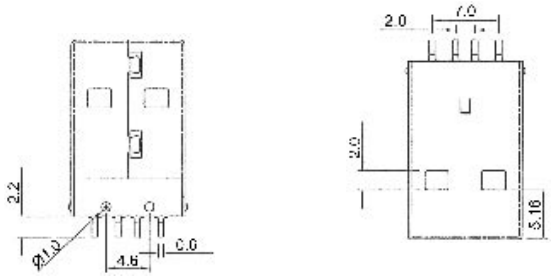

Bestellcode :
Ordercode :

A - USB - A - x

Bitte „x“ durch die unten geeignete Optionen ersetzen
Please replace „x“ with appropriate options listed below

1.

1.

Ausführung
LP -DIP
LP/SMT -SMT

Version
LP -DIP
LP/SMT -SMT

USB, version A, 2-Port

Isolierkörper
PBT

Insulator
PBT

Kontakte
Phosphorbronze, t=0.25mm

Contacts
Phosphorbronze, t=0.25mm

Gehäuse
Messing t=0.3mm
Oberfläche: Vernickelt

Shell
Brass t=0.3
Finish: Nickel Plated

Durchschlagspannung
500V AC (1min)

Withstanding voltage
500V AC (1min)

Isolationswiderstand
1000MΩ min.

Insulation resistance
1000MΩ min.

Nennspannung und Strom
1.5A bei 250V AC minimum

Rated voltage and current
1.5A at 250V AC minimum

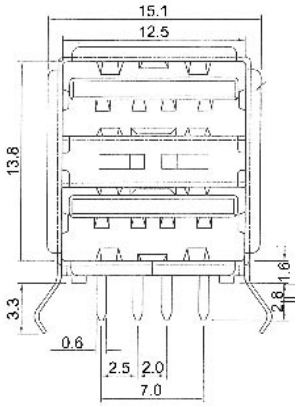

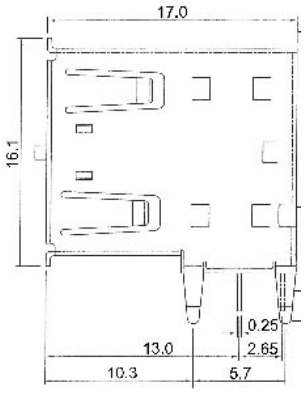

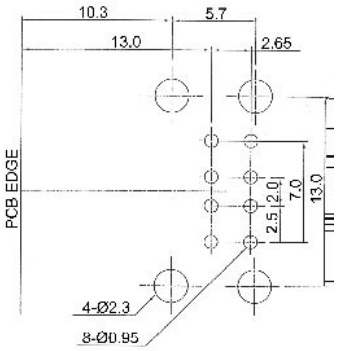

Bestellcode :
Ordercode : A - USB - A - 2P

Isolierkörper
PBT

Kontakte
Phosphorbronze, t=0.25mm

Gehäuse
Messing t=0.3mm
Oberfläche: Vernickelt

Durchschlagspannung
500V AC (1min)

Isolationswiderstand
1000MΩ min.

Nennspannung und Strom
1.5A bei 250V AC minimum

Insulator
PBT

Contacts
Phosphorbronze, t=0.25mm

Shell
Brass t=0.3
Finish: Nickel Plated

Withstanding voltage
500V AC (1min)

Insulation resistance
1000MΩ min.

Rated voltage and current
1.5A at 250V AC minimum

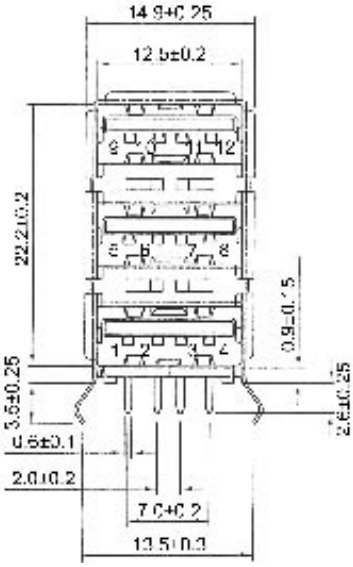

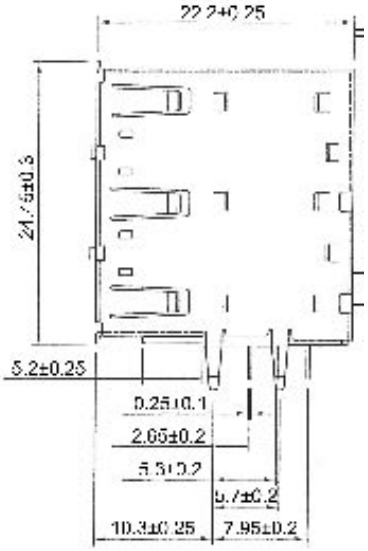

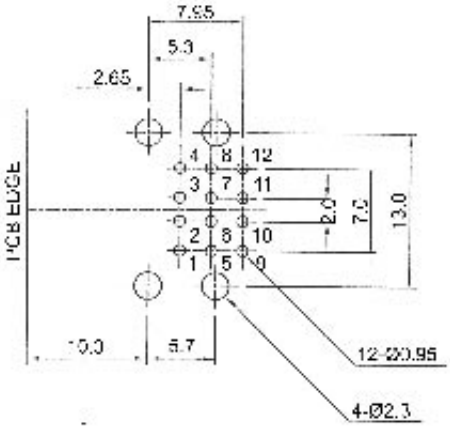

Bestellcode :
Ordercode :

A - USB - A - 3P

E/LP-Version

LP-Version

Isolierkörper
PBT

Insulator
PBT

Kontakte
Phosphorbronze, t=0.25mm

Contacts
Phosphorbronze, t=0.25mm

Gehäuse
Messing t=0.3mm
Oberfläche: Vernickelt

Shell
Brass t=0.3
Finish: Nickel Plated

Durchschlagspannung
500V AC (1min)

Withstanding voltage
500V AC (1min)

Isolationswiderstand
1000MΩ min.

Insulation resistance
1000MΩ min.

Nennspannung und Strom
1.5A bei 250V AC minimum

Rated voltage and current
1.5A at 250V AC minimum

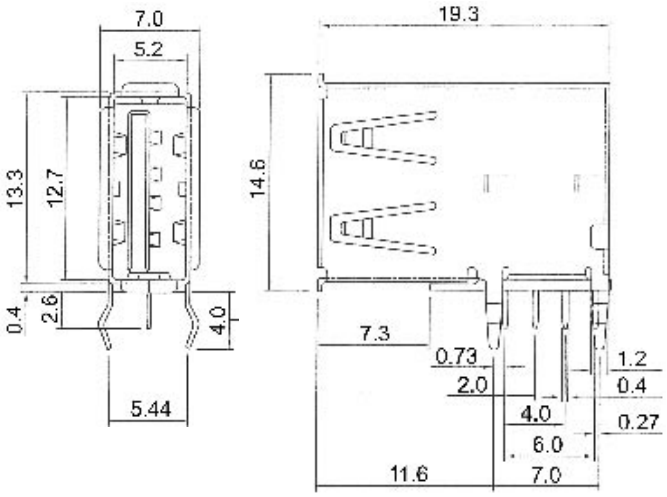

E

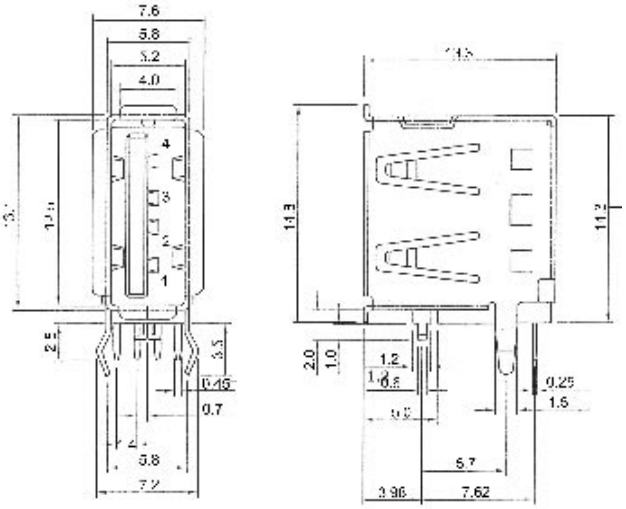

E/LP

Bestellcode :
Ordercode :

A - USB - A - x

Bitte „x“ durch die unten geeignete Optionen ersetzen
Please replace „x“ with appropriate options listed below

1.

1.

Ausführung
E -Vertikal, lange Bauform
E/LP -Vertikal, kurze Bauform

Version
E -vertical, long version
E/LP -vertical, short version

USB, version B-Mini, 5-poles



Isolierkörper
Nylon PA9T

Kontakte
Phosphorbronze, t=0.25mm

Gehäuse
Messing t=0.3mm
Oberfläche: Vernickelt

Durchschlagspannung
500V AC

Isolationswiderstand
1000MΩ min.

Nennspannung und Strom
1.5A bei 250V AC minimum

Insulator
Nylon PA9T

Contacts
Phosphorbronze, t=0.25mm

Shell
Brass t=0.3
Finish: Nickel Plated

Withstanding voltage
500V AC

Insulation resistance
1000MΩ min.

Rated voltage and current
1.5A at 250V AC minimum

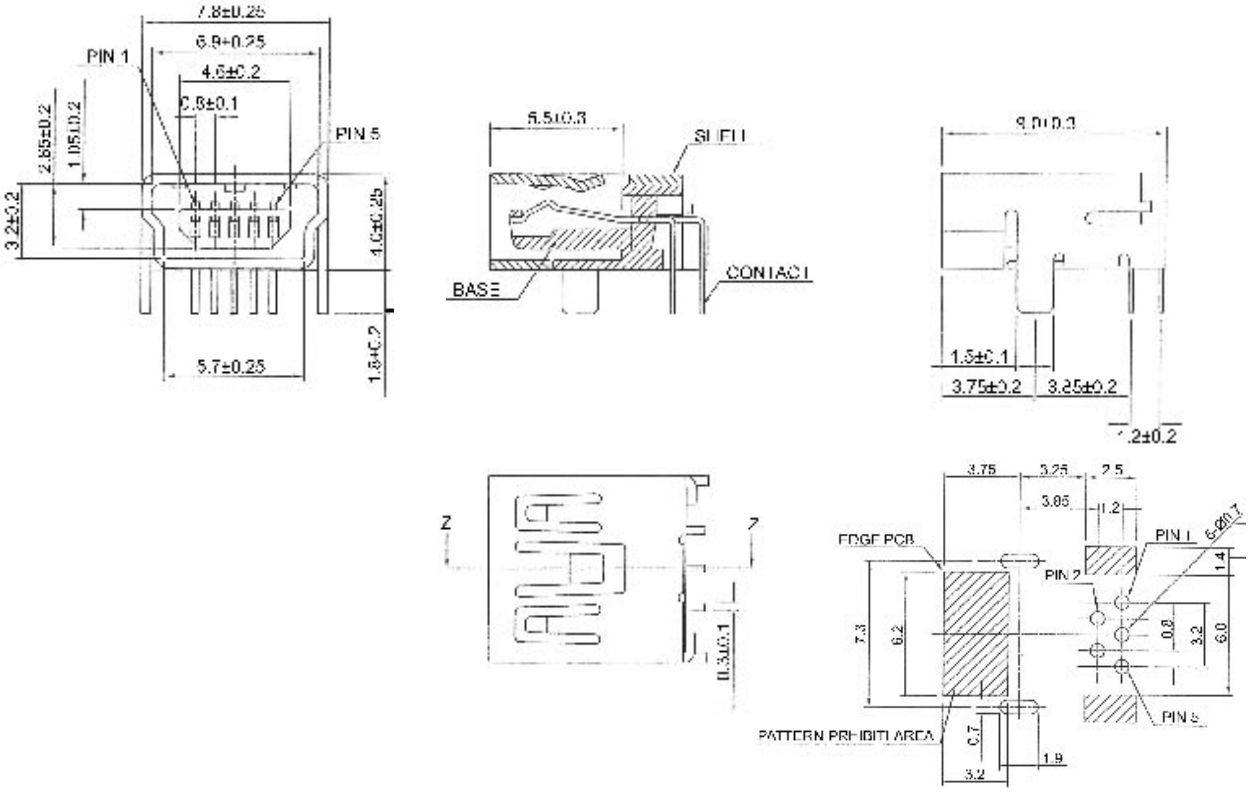

Bestellcode :
Ordercode : **A - USBB - M5**

USB, version B-Mini, 5-poles, SMD

Isolierkörper
Nylon PA9T

Insulator
Nylon PA9T

Kontakte
Phosphorbronze, t=0.25mm

Contacts
Phosphorbronze, t=0.25mm

Gehäuse
Messing t=0.3mm
Oberfläche: Vernickelt

Shell
Brass t=0.3
Finish: Nickel Plated

Durchschlagspannung
500V AC

Withstanding voltage
500V AC

Isolationswiderstand
1000MΩ min.

Insulation resistance
1000MΩ min.

Nennspannung und Strom
1.5A bei 250V AC minimum

Rated voltage and current
1.5A at 250V AC minimum

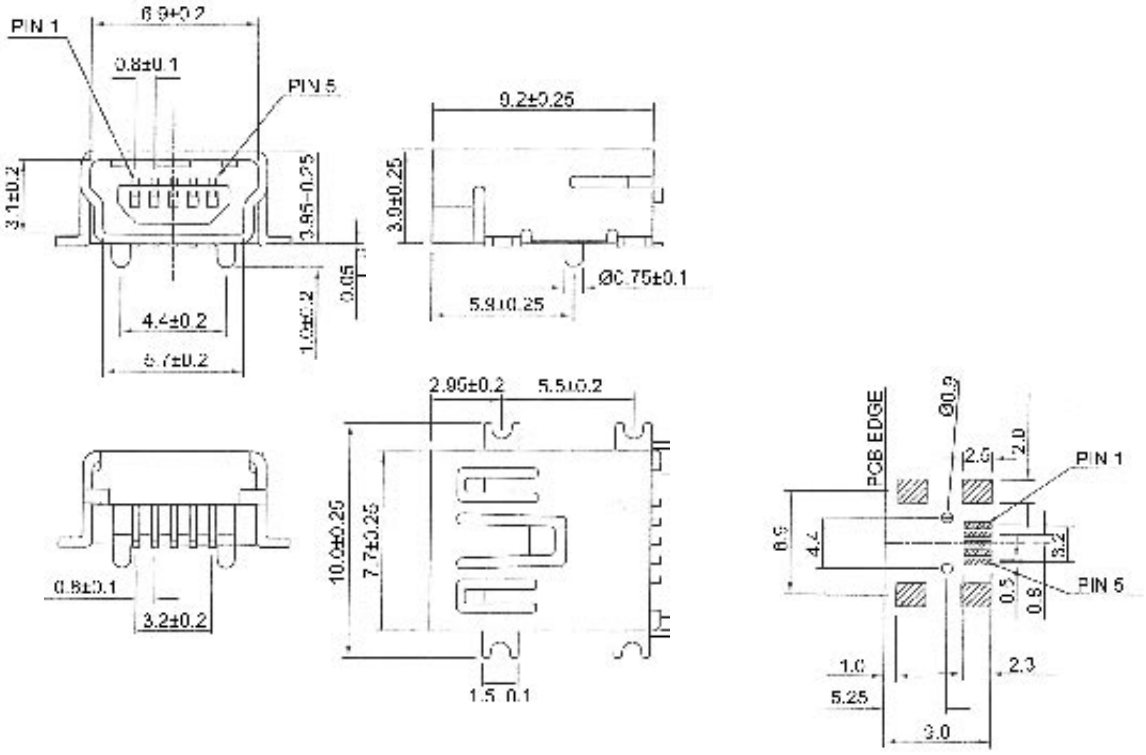

Bestellcode :
Ordercode :

A - USBB - M5/SMD

Isolierkörper
PBT, Glasfaserverstärkt, UL94V-0

Kontakte
Messing

Nennspannung
30V AC

Nennstrom
1A

Isolationswiderstand
1000MΩ min.

Kontaktwiderstand
30mΩ max.

Durchschlagspannung
750V AC

Betriebstemperatur
-55°C bis +105°C

Insulator
PBT, Glass fiber reinforced, UL94V-0

Contacts
Brass

Voltage rating
30V AC

Current rating
1A

Insulation resistance
1000MΩ min.

Contact resistance
30mΩ max.

Withstanding voltage
750V AC

Operating temperature
-55°C to +105°C

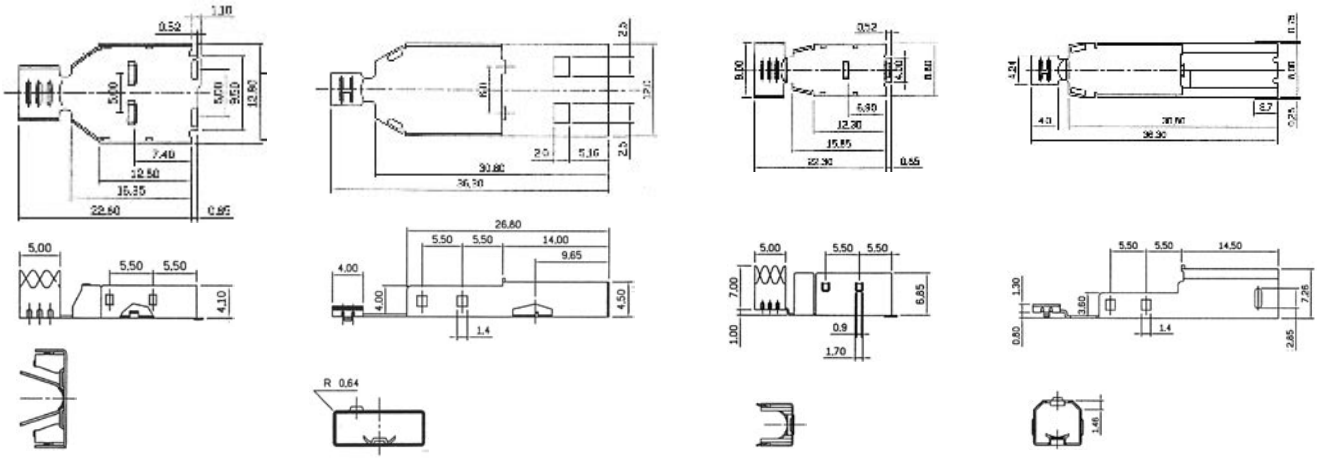

Bestellcode :
Ordercode :

A - USBP - x

Bitte „x“ durch die unten geeignete Optionen ersetzen
Please replace „x“ with appropriate options listed below

1.

1.

Ausführung
A -Bauform A
B -Bauform B

Version
A -Type A
B -Type B

Hauben für USB-Konfektions-Version
Hoods for USB-Assembly-Type

Farbe
Transparent

Material
ABS

Colour
Transparent

Material
ABS

Bestellcode :
Ordercode :

A - USBPA - HOOD

Type A

A - USBPB - HOOD

Type B

Isolierkörper
PBT, Glasfaserverstärkt, UL94V-0

Insulator
PBT, glassfilled, UL94V-0

Kontakte
Messing

Contacts
Brass

Betriebstemperatur
-55°C bis + 85°C

Operating temperature
-55°C to +85°C

Nennstrom
1,5A max.

Current rating
1,5A max.

Durchschlagspannung
500V AC

Withstanding voltage
500V AC

Isolationswiderstand
100 MΩ min.

Insulation resistance
100 MΩ min.

Kontaktwiderstand

Gehäuse: 50mΩ max.

Kontakte: 30mΩ max.

Contact resistance

Shell: 50mΩ max.

Contacts: 30mΩ max.

Betriebsspannung
40V max.

Voltage
40V max.

Horizontal

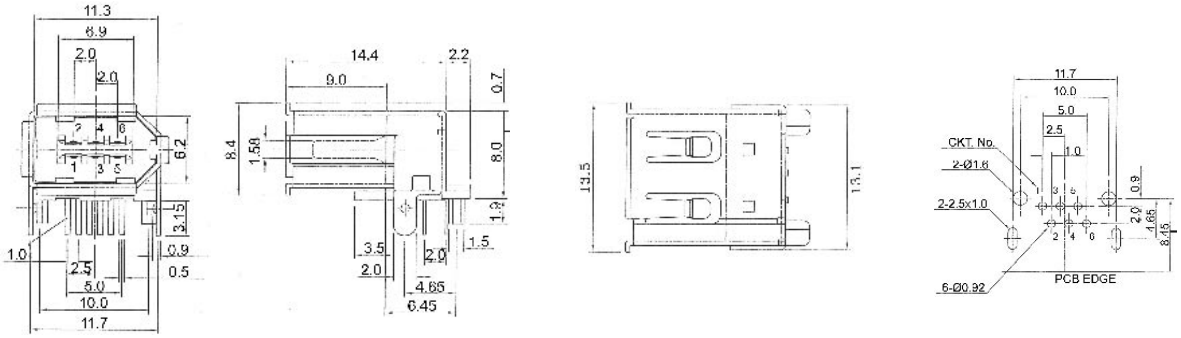

Vertikal

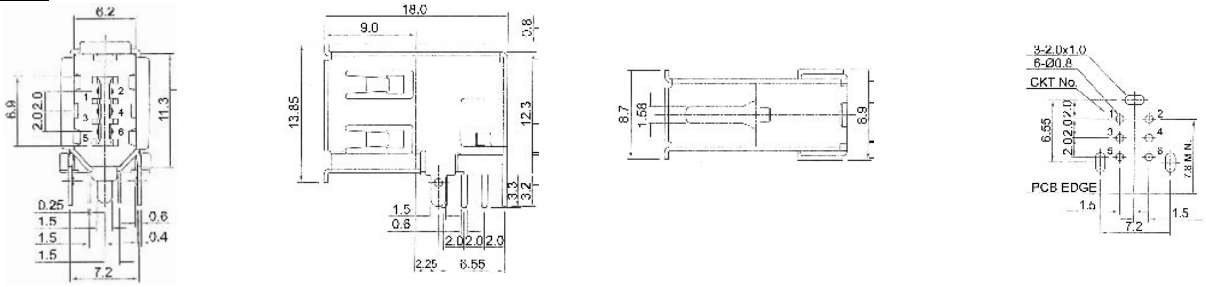

Bestellcode :
Ordercode :

A - IE - x - DIP

Bitte „x“ durch die unten geeignete Optionen ersetzen
Please replace „x“ with appropriate options listed below

1.

1.

Ausführung
E -Vertikal
S -Horizontal

Version
E -Vertical
S -Horizontal

Isolierkörper
Nylon PA9T, UL94V-0

Kontakte
Phosphor Bronze

Betriebstemperatur
-55°C bis + 85°C

Nennstrom
1,5A max.

Durchschlagspannung
500V AC

Isolationswiderstand
100 MΩ min.

Kontaktwiderstand
Gehäuse: 50mΩ max.
Kontakte: 30mΩ max.

Betriebsspannung
40V max.

Insulator
Nylon PA9T, UL94V-0

Contacts
Phosphor Bronze

Operating temperature
-55°C to +85°C

Current rating
1,5A max.

Withstanding voltage
500V AC

Insulation resistance
100 MΩ min.

Contact resistance
Shell: 50mΩ max.
Contacts: 30mΩ max.

Voltage
40V max.

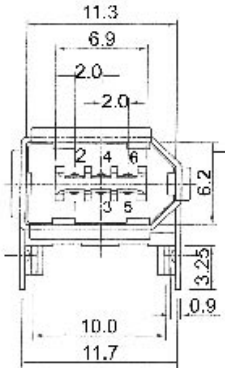

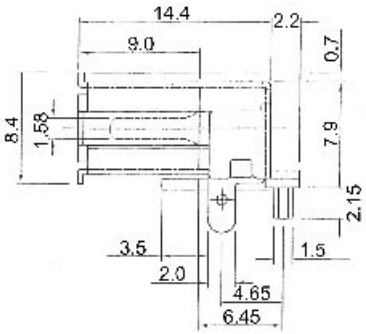

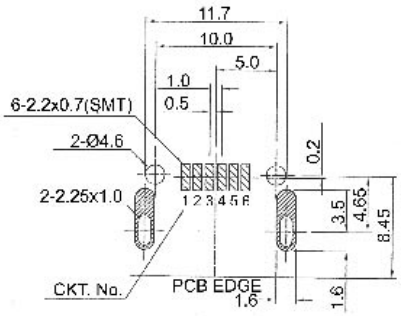

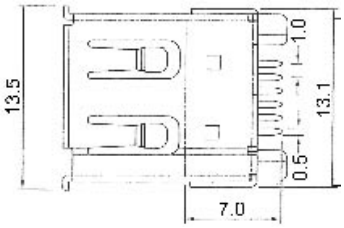

Bestellcode :
Ordercode : A - IE - S - SMT

Bestellcode :
Ordercode : A - IEE - TOP

IEEE 1394, für Leiterplattenmontage, 4-Polig, Mini-Ausführung
IEEE 1394, for PCB mounting, 4-poles, Mini-version

Bestellcode :
Ordercode : A - IEE - M4P

IEEE 1394, für Leiterplattenmontage, 4-Polig, Mini-SMD-Ausführung
IEEE 1394, for PCB mounting, 4-poles, Mini-SMD-version

Bestellcode :
Ordercode : A - IEE - M4P - SMD

IEEE 1394, für Leiterplattenmontage, 4-Polig, Mini-SMD-Ausführung, Low-Profile
IEEE 1394, for PCB mounting, 4-poles, Mini-SMD-version, low-Profile

Bestellcode :
Ordercode : A - IEE - M4P - SMD / LP

Keine Lagerware
Non-stocked product

Genaue Spezifikationen auf Anfrage
Detailed specifications on request

Neben Standardkabeln fertigen wir Kabelkonfektionen speziell nach Kundenspezifikation.

Ein äußerst flexibles und kostengünstiges System von automatischer und manueller Fertigung bietet Ihnen

- wettbewerbsfähige Preise
- hohe Qualität mit 100% elektrischer Prüfung und Zertifizierung auf Wunsch
- Bedruckung von Kabel und Steckern

Senden Sie uns Ihre Anfrage.

Apart from standard cables, special cables can be assembled upon acc. to customers specification.

An extremely flexible and cost-effective system of automatic and manual production offers you

- competitive pricing
- high quality with 100% electrical testing and certificaton on request
- printing on cables and connectors

Please send your enquiry



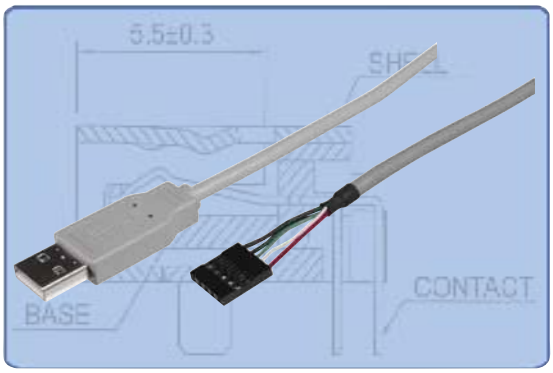







CAT 5e UTP Patch Cable, *GREY*

Unshielded CAT 5e patch cable.
4 x 2 AWG 24/7, twisted pair, 100 Ohm.
2 x RJ45 male
Boot with kink protection and strain relief.

Cable and boot in GREY.

A-MCUP 80005	0,5 m
A-MCUP 80010	1,0 m
A-MCUP 80020	2,0 m
A-MCUP 80030	3,0 m
A-MCUP 80050	5,0 m
A-MCUP 80070	7,0 m
A-MCUP 80100	10,0 m
A-MCUP 80150	15,0 m
A-MCUP 80200	20,0 m
A-MCUP 80300	30,0 m

CAT 5e UTP Patch Cable, *RED*

Unshielded CAT 5e patch cable.
4 x 2 AWG 24/7, twisted pair, 100 Ohm.
2 x RJ45 male
Boot with kink protection and strain relief.

Cable and boot in RED.

A-MCUP 80005/R	0,5 m
A-MCUP 80010/R	1,0 m
A-MCUP 80020/R	2,0 m
A-MCUP 80030/R	3,0 m
A-MCUP 80050/R	5,0 m
A-MCUP 80070/R	7,0 m
A-MCUP 80100/R	10,0 m
A-MCUP 80150/R	15,0 m
A-MCUP 80200/R	20,0 m
A-MCUP 80300/R	30,0 m



CAT 5e UTP Patch Cable, *BLUE*

Unshielded CAT 5e patch cable.
4 x 2 AWG 24/7, twisted pair, 100 Ohm.
2 x RJ45 male
Boot with kink protection and strain relief.

Cable and boot in BLUE.

A-MCUP 80005/B	0,5 m
A-MCUP 80010/B	1,0 m
A-MCUP 80020/B	2,0 m
A-MCUP 80030/B	3,0 m
A-MCUP 80050/B	5,0 m
A-MCUP 80070/B	7,0 m
A-MCUP 80100/B	10,0 m
A-MCUP 80150/B	15,0 m
A-MCUP 80200/B	20,0 m
A-MCUP 80300/B	30,0 m

CAT 5e UTP Patch Cable, *YELLOW*

Unshielded CAT 5e patch cable.
4 x 2 AWG 24/7, twisted pair, 100 Ohm.
2 x RJ45 male
Boot with kink protection and strain relief.

Cable and boot in YELLOW.

A-MCUP 80005/Y	0,5 m
A-MCUP 80010/Y	1,0 m
A-MCUP 80020/Y	2,0 m
A-MCUP 80030/Y	3,0 m
A-MCUP 80050/Y	5,0 m
A-MCUP 80070/Y	7,0 m
A-MCUP 80100/Y	10,0 m
A-MCUP 80150/Y	15,0 m
A-MCUP 80200/Y	20,0 m
A-MCUP 80300/Y	30,0 m



CAT 5e UTP Patch Cable, *GREEN*

Unshielded CAT 5e patch cable.
4 x 2 AWG 24/7, twisted pair, 100 Ohm.
2 x RJ45 male
Boot with kink protection and strain relief.

Cable and boot in GREEN.

A-MCUP 80005/G	0,5 m
A-MCUP 80010/G	1,0 m
A-MCUP 80020/G	2,0 m
A-MCUP 80030/G	3,0 m
A-MCUP 80050/G	5,0 m
A-MCUP 80070/G	7,0 m
A-MCUP 80100/G	10,0 m
A-MCUP 80150/G	15,0 m
A-MCUP 80200/G	20,0 m
A-MCUP 80300/G	30,0 m

CAT 5e FTP Patch Cable, *GREY*

Foil shielded CAT 5e patch cable.
4 x 2 AWG 26/7, twisted pair, 100 Ohm.
2 x RJ45 male
Boot with kink protection and strain relief.

Cable and boot in GREY.

A-MCSP 80005	0,5 m
A-MCSP 80010	1,0 m
A-MCSP 80020	2,0 m
A-MCSP 80030	3,0 m
A-MCSP 80050	5,0 m
A-MCSP 80070	7,0 m
A-MCSP 80100	10,0 m
A-MCSP 80150	15,0 m
A-MCSP 80200	20,0 m
A-MCSP 80300	30,0 m

CAT 5e FTP Patch Cable, *RED*

Foil shielded CAT 5e patch cable.
4 x 2 AWG 26/7, twisted pair, 100 Ohm.
2 x RJ45 male
Boot with kink protection and strain relief.

Cable and boot in RED.

A-MCSP 80010/R	1,0 m
A-MCSP 80020/R	2,0 m
A-MCSP 80030/R	3,0 m
A-MCSP 80050/R	5,0 m
A-MCSP 80070/R	7,0 m
A-MCSP 80100/R	10,0 m



CAT 5e FTP Patch Cable, *BLUE*

Foil shielded CAT 5e patch cable.
4 x 2 AWG 26/7, twisted pair, 100 Ohm.
2 x RJ45 male
Boot with kink protection and strain relief.

Cable and boot in BLUE.

A-MCSP 80010/B	1,0 m
A-MCSP 80020/B	2,0 m
A-MCSP 80030/B	3,0 m
A-MCSP 80050/B	5,0 m
A-MCSP 80070/B	7,0 m
A-MCSP 80100/B	10,0 mv

CAT 5e FTP Patch Cable, *YELLOW*

A-MCSP 80010/Y	1,0 m
A-MCSP 80020/Y	2,0 m
A-MCSP 80030/Y	3,0 m
A-MCSP 80050/Y	5,0 m
A-MCSP 80070/Y	7,0 m
A-MCSP 80100/Y	10,0 m

Foil shielded CAT 5e patch cable.
4 x 2 AWG 26/7, twisted pair, 100 Ohm.
2 x RJ45 male
Boot with kink protection and strain relief.

Cable and boot in YELLOW.

CAT 5e FTP Patch Cable, *GREEN*

A-MCSP 80010/G	1,0 m
A-MCSP 80020/G	2,0 m
A-MCSP 80030/G	3,0 m
A-MCSP 80050/G	5,0 m
A-MCSP 80070/G	7,0 m
A-MCSP 80100/G	10,0 m

Foil shielded CAT 5e patch cable.
4 x 2 AWG 26/7, twisted pair, 100 Ohm.
2 x RJ45 male
Boot with kink protection and strain relief.

Cable and boot in GREEN.

CAT 5e FTP Patch Cable, *CROSSOVER*

A-MCKP 80003	0,3 m
A-MCKP 80005	0,5 m
A-MCKP 80010	1,0 m
A-MCKP 80020	2,0 m
A-MCKP 80030	3,0 m

Foil shielded CAT 5e patch cable.
4 x 2 x AWG 26/7, twisted pair, 100 Ohm.
2 x RJ45 male, shielded.
Boot with kink protection and strain relief.

Cable in GREY, boot in GREEN.



CAT 5e FTP Patch Cable, *CROSSOVER*

A-MCKP 80050	5,0 m
A-MCKP 80100	10,0 m
A-MCKP 80150	15,0 m
A-MCKP 80200	20,0 m
A-MCKP 80300	30,0 m

Foil shielded CAT 5e patch cable.
4 x 2 x AWG 26/7, twisted pair, 100 Ohm.
2 x RJ45 male, shielded.
Boot with kink protection and strain relief.

Cable in GREY, boot in GREEN.



CAT 5e SFTP Patch Cable, *GREY*

A-MCSSP 80005	0,5 m
A-MCSSP 80010	1,0 m
A-MCSSP 80020	2,0 m
A-MCSSP 80030	3,0 m
A-MCSSP 80050	5,0 m
A-MCSSP 80070	7,0 m
A-MCSSP 80100	10,0 m
A-MCSSP 80150	15,0 m
A-MCSSP 80200	20,0 m
A-MCSSP 80300	30,0 m

Foil and braid shielded CAT 5e patch cable.
4 x 2 AWG 26/7, twisted pair, 100 Ohm.
2 x RJ45 male
Boot with kink protection and strain relief.

Cable and boot in GREY.



CAT 5e SFTP Patch Cable, *RED*

A-MCSSP 80010/R	1,0 m
A-MCSSP 80020/R	2,0 m
A-MCSSP 80030/R	3,0 m
A-MCSSP 80050/R	5,0 m
A-MCSSP 80070/R	7,0 m
A-MCSSP 80100/R	10,0 m
A-MCSSP 80150/R	15,0 m
A-MCSSP 80200/R	20,0 m
A-MCSSP 80300/R	30,0 m

Foil and braid shielded CAT 5e patch cable.
4 x 2 AWG 26/7, twisted pair, 100 Ohm.
2 x RJ45 male
Boot with kink protection and strain relief.

Cable and boot in RED.



CAT 5e SFTP Patch Cable, *BLUE*

A-MCSSP 80010/B	1,0 m
A-MCSSP 80020/B	2,0 m
A-MCSSP 80030/B	3,0 m
A-MCSSP 80050/B	5,0 m
A-MCSSP 80070/B	7,0 m
A-MCSSP 80100/B	10,0 m
A-MCSSP 80150/B	15,0 m
A-MCSSP 80200/B	20,0 m
A-MCSSP 80300/B	30,0 m

Foil and braid shielded CAT 5e patch cable.
4 x 2 AWG 26/7, twisted pair, 100 Ohm.
2 x RJ45 male
Boot with kink protection and strain relief.

Cable and boot in BLUE.



CAT 5e SFTP Patch Cable, *YELLOW*

A-MCSSP 80010/Y	1,0 m
A-MCSSP 80020/Y	2,0 m
A-MCSSP 80030/Y	3,0 m
A-MCSSP 80050/Y	5,0 m
A-MCSSP 80070/Y	7,0 m
A-MCSSP 80100/Y	10,0 m
A-MCSSP 80150/Y	15,0 m
A-MCSSP 80200/Y	20,0 m
A-MCSSP 80300/Y	30,0 m

Foil and braid shielded CAT 5e patch cable.
4 x 2 AWG 26/7, twisted pair, 100 Ohm.
2 x RJ45 male
Boot with kink protection and strain relief.

Cable and boot in YELLOW.





CAT 5e SFTP Patch Cable, *GREEN*

Foil and braid shielded CAT 5e patch cable.
4 x 2 AWG 26/7, twisted pair, 100 Ohm.
2 x RJ45 male
Boot with kink protection and strain relief.

Cable and boot in GREEN.

A-MCSSP 80010/G	1,0 m
A-MCSSP 80020/G	2,0 m
A-MCSSP 80030/G	3,0 m
A-MCSSP 80050/G	5,0 m
A-MCSSP 80070/G	7,0 m
A-MCSSP 80100/G	10,0 m
A-MCSSP 80150/G	15,0 m
A-MCSSP 80200/G	20,0 m
A-MCSSP 80300/G	30,0 m



CAT 5e SFTP Patch Cable CROSSOVER

Foil and braid shielded CAT 5e patch cable.
4 x 2 AWG 26/7, twisted pair, 100 Ohm.
2 x RJ45 male
Boot with kink protection and strain relief.

Cable GREY and hood GREEN.

A-MCKSSP 80005	0,5 m
A-MCKSSP 80010	1,0 m
A-MCKSSP 80020	2,0 m
A-MCKSSP 80030	3,0 m
A-MCKSSP 80050	5,0 m
A-MCKSSP 80100	10,0 m
A-MCKSSP 80150	15,0 m
A-MCKSSP 80200	20,0 m
A-MCKSSP 80300	30,0 m



CAT 5e SFTP Patch Cable, *GREY, Halogen-Free*

Foil and braid shielded CAT 5e patch cable.
4 x 2 x AWG 26/7, twisted pair, 100 Ohm.
2 x RJ45 male, shielded.
Boot with kink protection and strain relief.

Cable and hood in GREY.

A-MCSSHP 80005	0,5 m
A-MCSSHP 80010	1,0 m
A-MCSSHP 80020	2,0 m
A-MCSSHP 80030	3,0 m
A-MCSSHP 80050	5,0 m
A-MCSSHP 80070	7,0 m
A-MCSSHP 80100	10,0 m
A-MCSSHP 80200	20,0 m



CAT 6 UTP Patch Cable, *GREY*

Unshielded CAT 6 patch cable.
4 x 2 x AWG 24/7, twisted pair, 100 Ohm.
2 x RJ45 male
Boot with kink protection and strain relief.

Cable and boot in GREY.

A-MCU 60010	1,0 m
A-MCU 60020	2,0 m
A-MCU 60030	3,0 m
A-MCU 60050	5,0 m
A-MCU 60070	7,0 m
A-MCU 60100	10,0 m
A-MCU 60150	15,0 m
A-MCU 60200	20,0 m
A-MCU 60300	30,0 m



CAT 6 UTP Patch Cable, *RED*

Unshielded CAT 6 patch cable.
4 x 2 x AWG 24/7, twisted pair, 100 Ohm.
2 x RJ45 male
Boot with kink protection and strain relief.

Cable and boot in RED.

A-MCU 60005/R	0,5 m
A-MCU 60010/R	1,0 m
A-MCU 60020/R	2,0 m
A-MCU 60030/R	3,0 m
A-MCU 60050/R	5,0 m
A-MCU 60070/R	7,0 m
A-MCU 60100/R	10,0 m



CAT 6 UTP Patch Cable, *BLUE*

Unshielded CAT 6 patch cable.
4 x 2 x AWG 24/7, twisted pair, 100 Ohm.
2 x RJ45 male
Boot with kink protection and strain relief.

Cable and boot in BLUE.

A-MCU 60005/B	0,5 m
A-MCU 60010/B	1,0 m
A-MCU 60020/B	2,0 m
A-MCU 60030/B	3,0 m
A-MCU 60050/B	5,0 m
A-MCU 60070/B	7,0 m
A-MCU 60100/B	10,0 m



CAT 6 UTP Patch Cable, *YELLOW*

Unshielded CAT 6 patch cable.
4 x 2 x AWG 24/7, twisted pair, 100 Ohm.
2 x RJ45 male
Boot with kink protection and strain relief.

Cable and boot in YELLOW.

A-MCU 60005/Y	0,5 m
A-MCU 60010/Y	1,0 m
A-MCU 60020/Y	2,0 m
A-MCU 60030/Y	3,0 m
A-MCU 60050/Y	5,0 m
A-MCU 60070/Y	7,0 m
A-MCU 60100/Y	10,0 m



CAT 6 UTP Patch Cable, *GREEN*

Unshielded CAT 6 patch cable.
4 x 2 x AWG 24/7, twisted pair, 100 Ohm.
2 x RJ45 male
Boot with kink protection and strain relief.

Cable and boot in GREEN.

A-MCU 60005/G	0,5 m
A-MCU 60010/G	1,0 m
A-MCU 60020/G	2,0 m
A-MCU 60030/G	3,0 m
A-MCU 60050/G	5,0 m
A-MCU 60070/G	7,0 m
A-MCU 60100/G	10,0 m

CAT 6 SSTP Patch Cable, *GREY*

A-MCSSP 60010	1,0 m
A-MCSSP 60020	2,0 m
A-MCSSP 60030	3,0 m
A-MCSSP 60050	5,0 m
A-MCSSP 60070	7,0 m
A-MCSSP 60100	10,0 m
A-MCSSP 60150	15,0 m
A-MCSSP 60200	20,0 m
A-MCSSP 60300	30,0 m

Pairs with foil and full braid shilding.
PIMF (Pairs in Metal Foil) patch cable.
4 x 2 x AWG 26/7, twisted pair, 100 Ohm.
2 x special RJ45 male, shielded.
Boot with kink protection and strain relief.

Cable and boot in GREY.



CAT 6 SSTP Patch Cable, *RED*

A-MCSSP 60010/R	1,0 m
A-MCSSP 60020/R	2,0 m
A-MCSSP 60030/R	3,0 m
A-MCSSP 60050/R	5,0 m
A-MCSSP 60070/R	7,0 m
A-MCSSP 60100/R	10,0 m

Pairs with foil and full braid shilding.
PIMF (Pairs in Metal Foil) patch cable.
4 x 2 x AWG 26/7, twisted pair, 100 Ohm.
2 x special RJ45 male, shielded.
Boot with kink protection and strain relief.

Cable and boot in RED.



CAT 6 SSTP Patch Cable, *BLUE*

A-MCSSP 60010/B	1,0 m
A-MCSSP 60020/B	2,0 m
A-MCSSP 60030/B	3,0 m
A-MCSSP 60050/B	5,0 m
A-MCSSP 60070/B	7,0 m
A-MCSSP 60100/B	10,0 m

Pairs with foil and full braid shilding.
PIMF (Pairs in Metal Foil) patch cable.
4 x 2 x AWG 26/7, twisted pair, 100 Ohm.
2 x special RJ45 male, shielded.
Boot with kink protection and strain relief.

Cable and boot in BLUE.



CAT 6 SSTP Patch Cable, *YELLOW*

A-MCSSP 60010/Y	1,0 m
A-MCSSP 60020/Y	2,0 m
A-MCSSP 60030/Y	3,0 m
A-MCSSP 60050/Y	5,0 m
A-MCSSP 60070/Y	7,0 m
A-MCSSP 60100/Y	10,0 m

Pairs with foil and full braid shilding.
PIMF (Pairs in Metal Foil) patch cable.
4 x 2 x AWG 26/7, twisted pair, 100 Ohm.
2 x special RJ45 male, shielded.
Boot with kink protection and strain relief.

Cable and boot in YELLOW.

CAT 6 SSTP Patch Cable, *GREEN*

A-MCSSP 60010/G	1,0 m
A-MCSSP 60020/G	2,0 m
A-MCSSP 60030/G	3,0 m
A-MCSSP 60050/G	5,0 m
A-MCSSP 60070/G	7,0 m
A-MCSSP 60100/G	10,0 m

Pairs with foil and full braid shilding.
PIMF (Pairs in Metal Foil) patch cable.
4 x 2 x AWG 26/7, twisted pair, 100 Ohm.
2 x special RJ45 male, shielded.
Boot with kink protection and strain relief.

Cable and boot in GREEN.



CAT 6 SSTP Patch Cable, GREY, *Halogen-free*

A-MCSSHP 60010	1,0 m
A-MCSSHP 60020	2,0 m
A-MCSSHP 60030	3,0 m
A-MCSSHP 60050	5,0 m
A-MCSSHP 60070	7,0 m
A-MCSSHP 60100	10,0 m
A-MCSSHP 60150	15,0 m
A-MCSSHP 60200	20,0 m
A-MCSSHP 60300	30,0 m

Pairs with foil and full braid shilding.
PIMF (Pairs in Metal Foil) patch cable.
4 x 2 x AWG 26/7, twisted pair, 100 Ohm.
2 x special RJ45 male, shielded.
Boot with kink protection and strain relief.
Cable in GREY.
Halogen-free.

CAT 6 SSTP Patch Cable, *CROSSOVER*

A-MCKSSP 60010	1,0 m
A-MCKSSP 60020	2,0 m
A-MCKSSP 60030	3,0 m
A-MCKSSP 60050	5,0 m
A-MCKSSP 60070	7,0 m
A-MCKSSP 60100	10,0 m
A-MCKSSP 60150	15,0 m
A-MCKSSP 60200	20,0 m
A-MCKSSP 60300	30,0 m

Pairs with foil and full braid shilding.
PIMF (Pairs in Metal Foil) patch cable.
4 x 2 x AWG 26/7, twisted pair, 100 Ohm.
2 x special RJ45 male, shielded.
Boot with kink protection and strain relief.

Cable GREY and boot in green.



CAT 7 PIMF Patch Cable, *GREY, Halogen-free*

A-MCPITH 80010	1,0 m
A-MCPITH 80020	2,0 m
A-MCPITH 80030	3,0 m
A-MCPITH 80050	5,0 m
A-MCPITH 80070	7,0 m
A-MCPITH 80100	10,0 m
A-MCPITH 80150	15,0 m
A-MCPITH 80200	20,0 m
A-MCPITH 80300	30,0 m

Pairs with foil and full braid shilding.
PIMF (Pairs in Metal Foil) patch cable.
4 x 2 x AWG 26/7, twisted pair, 100 Ohm.
2 x special RJ45 male, shielded.
Boot with kink protection and strain relief.
Cable and boot in GREY.



UTP Twisted Pair, CAT 5e Patch Cable

Unshielded CAT 5e patch cable.
4 x 2 AWG 24/7

ATUP-P1T	PVC, 100 m
ATUP-P305T	PVC, 305 m



UTP Twisted Pair, CAT 5e Installation Cable

Unshielded CAT 5e installation cable.
4 x 2 AWG 24/1

ATUP-V1T	PVC, 100 m
ATUP-V125T	PVC, 125 m
ATUP-V305T	PVC, 305 m



FTP Twisted Pair, CAT 5e Patch Cable

Foil shielded CAT 5e patch cable.
4 x 2 AWG 26/7

ATFP-P1T	PVC, 100 m
ATFP-P305T	PVC, 305 m



FTP Twisted Pair, CAT 5e Installation Cable

Foil shielded CAT 5e installation cable.
4 x 2 AWG 24/1

ATFP-V1T	PVC, 100 m
ATFP-V305T	PVC, 305 m



SFTP Twisted Pair, CAT 5e Patch Cable

Foil and braid shielded CAT 5e patch cable.
4 x 2 AWG 26/7

ATSFP-P1T	PVC, 100 m
ATSFP-P305T	PVC, 305 m



SFTP Twisted Pair, CAT 5e Installation Cable

Foil and braid shielded CAT 5e installation cable.
4 x 2 AWG 24/1

ATSFP-VH1T and ATSFP-VH305T are halogen-free.

ATSFP-V1T	PVC, 100 m
ATSFP-V305T	PVC, 305 m
ATSFP-VH1T	PVC, 100 m
ATSFP-VH305T	PVC, 305 m



UTP Twisted Pair, CAT 6 Patch Cable

Unshielded CAT 6 patch cable.
4 x 2 AWG 24/1

ATU6-P1T	PVC, 100 m
ATU6-P305T	PVC, 305 m



UTP Twisted Pair, CAT 6 Installation Cable

Unshielded CAT 6 installation cable.
4 x 2 AWG 23/1

ATU6-V1T	PVC, 100 m
ATU6-V305T	PVC, 305 m

SSTP TwistedPair, CAT 6 Patch Cable

Pair shielded, AL laminated foil, full shield CU braid, CAT 6 patch cable, halogen-free.

4 x 2 x AWG 26/1



ATSSP6-PH1T	100 m
ATSSP6-PH305T	305 m

SSTP Twisted Pair, CAT 6 Installation Cable

Pair shielded, AL laminated foil, full shield CU braid, CAT 6 installation cable, halogen-free.

4 x 2 x AWG 23/1

ATSSP6-VH1T	100 m
ATSSP6-VH305T	305 m

PIMF Twisted Pair, CAT 7 Patch Cable

Pair shielded, AL laminated foil, full shield CU braid, CAT 7 patch cable, halogen-free.

4 x 2 x AWG 26/1



ATP7-PH305T	305 m
ATP7-PH500T	500 m

PIMF Twisted Pair, CAT 7 Installation Cable

Pair shielded, AL laminated foil, full shield CU braid, CAT 7 installation cable, halogen-free.

4 x 2 x AWG 23/1

ATP7-VH305T	305 m
ATP7-VH5T	500 m

Gehäuse
Polyester, glasfaserverstärkt

Housing
Glass filled polyester

Kontakte
Phosphorbronze

Contacts
Phosphorbronze

Kontakoberfläche
6µ" Gold

Contact finish
6µ" gold plating

Betriebstemperaturbereich
-40°C bis +125°C

Operating temperature
-40°C to +125°C

Stromnennbelastung
1.5A

Current rating
1.5A

Betriebsspannung
125V AC eff

Voltage rating
125V AC rms

	Dimensions			
No. of contacts	**A**	**B**	**C**	**D**
4 (RJ11)	13.72	11.18	7.62	3.81
6 (RJ12)	15.75	13.21	10.16	6.35
8 (RJ45)	17.78	15.24	11.43	8.89

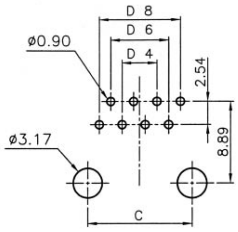

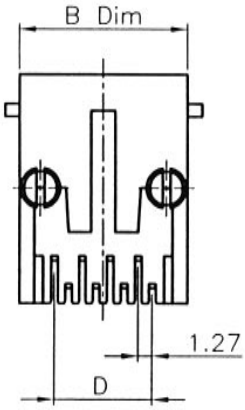

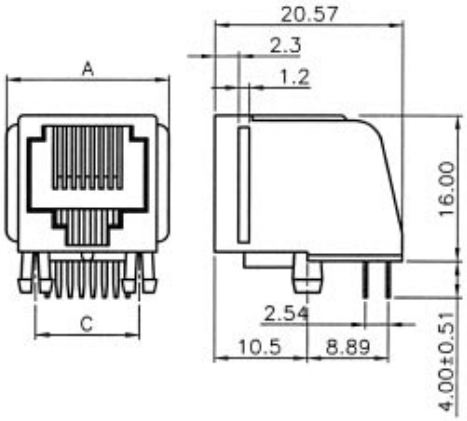

Bestellcode :
Ordercode : **A - 2004 - x**

Bitte „x“ durch die unten geeignete Option ersetzen
Please replace „x“ with appropriate option listed below

1.

1.

Polzahl
0 -4 polig (RJ11)
1 -6 polig (RJ12)
2 -8 polig (RJ45)

No. of contacts
0 -4 poles (RJ11)
1 -6 poles (RJ12)
2 -8 poles (RJ45)

Gehäuse
Polyester, glasfaserverstärkt

Kontakte
Phosphorbronze

Kontakoberfläche
6µ" Gold

Betriebstemperaturbereich
-40°C bis +125°C

Stromnennbelastung
1.5A

Betriebsspannung
125V AC eff.

Housing
Glass filled polyester

Contacts
Phosphorbronze

Contact finish
6µ" gold plating

Operating temperature
-40°C to +125°C

Current rating
1.5A

Voltage rating
125V AC rms

	Dimensions		
No. of contacts	**A**	**B**	**C**
4 (RJ11)	11.16	7.62	3.81
6 (RJ12)	13.20	10.16	6.35
8 (RJ45)	15.15	11.43	8.89

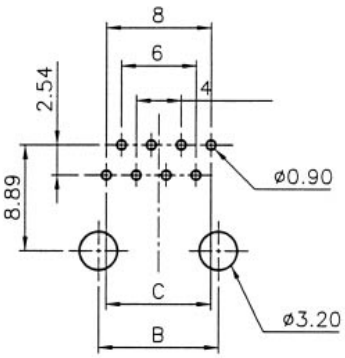

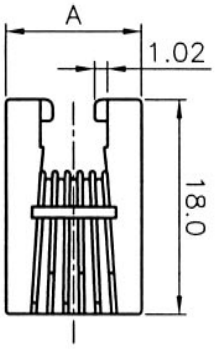

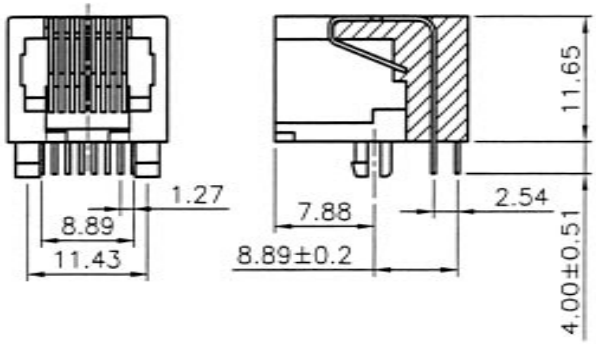

Bestellcode : A - 2004 - x - LP
Ordercode : A - 2004 - x - LP

Bitte „x“ durch die unten geeignete Option ersetzen
Please replace „x“ with appropriate option listed below

1.

1.

Polzahl
0 -4 polig (RJ11)
1 -6 polig (RJ12)
2 -8 polig (RJ45)

No. of contacts
0 -4 poles (RJ11)
1 -6 poles (RJ12)
2 -8 poles (RJ45)

Gehäuse
Polyester, glasfaserverstärkt

Kontakte
Phosphorbronze

Kontakoberfläche
6µ" Gold

Betriebstemperaturbereich
-40°C bis +125°C

Stromnennbelastung
1.5A

Betriebsspannung
125V AC eff.

Housing
Glass filled polyester

Contacts
Phosphorbronze

Contact finish
6µ" gold plating

Operating temperature
-40°C to +125°C

Current rating
1.5A

Voltage rating
125V AC rms

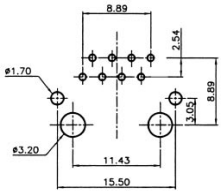

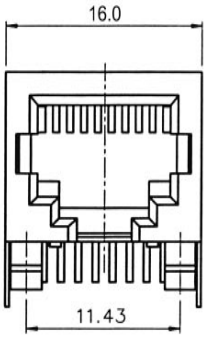

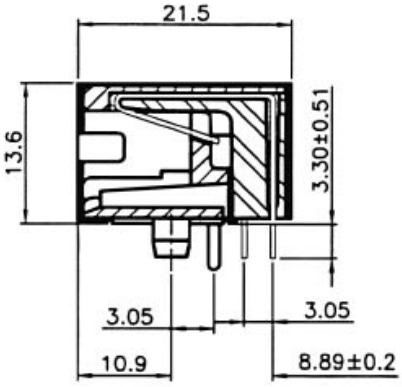

Bestellcode :
Ordercode :

A - 2004 - x - LP / FS

Bitte „x“ durch die unten geeignete Option ersetzen
Please replace „x“ with appropriate option listed below

1.

1.

Polzahl
2 -8 polig (RJ45) Type C

No. of contacts
2 -8 poles (RJ45) Typ C

Gehäuse
Polyester, glasfaserverstärkt

Kontakte
Phosphorbronze

Kontakoberfläche
6µ" Gold

Betriebstemperaturbereich
-40°C bis +125°C

Stromnennbelastung
1.5A

Betriebsspannung
125V AC eff.

Housing
Glass filled polyester

Contacts
Phosphorbronze

Contact finish
6µ" gold plating

Operating temperature
-40°C to +125°C

Current rating
1.5A

Voltage rating
125V AC rms

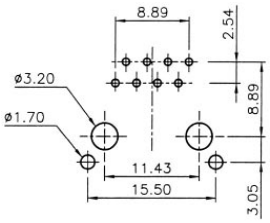

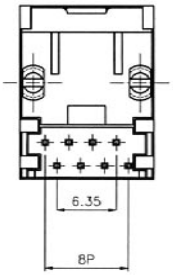

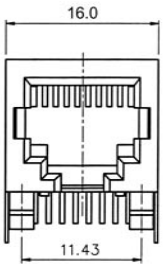

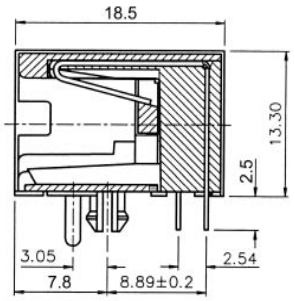

Bestellcode : A - 2004 - x - LPS
Ordercode :

Bitte „x“ durch die unten geeignete Option ersetzen
Please replace „x“ with appropriate option listed below

1.

1.

Polzahl
2 -8 polig (RJ45)

No. of contacts
2 -8 poles (RJ45)

Gehäuse
Polyester, glasfaserverstärkt
UL 94V-0

Housing
Glass filled polyester
UL 94V-0

Kontakte
Phosphorbronze

Contacts
Phosphorbronze

Kontakoberfläche
6µ" Gold

Contact finish
6µ" gold plating

Betriebstemperaturbereich
-40°C bis +125°C

Operating temperature
-40°C to +125°C

Stromnennbelastung
1.5A

Current rating
1.5A

Betriebsspannung
125V AC eff

Voltage rating
125V AC rms

Verpackung
Stange

Packing
Tube

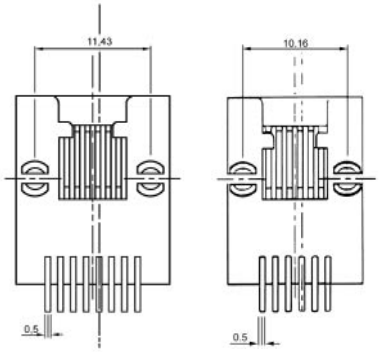

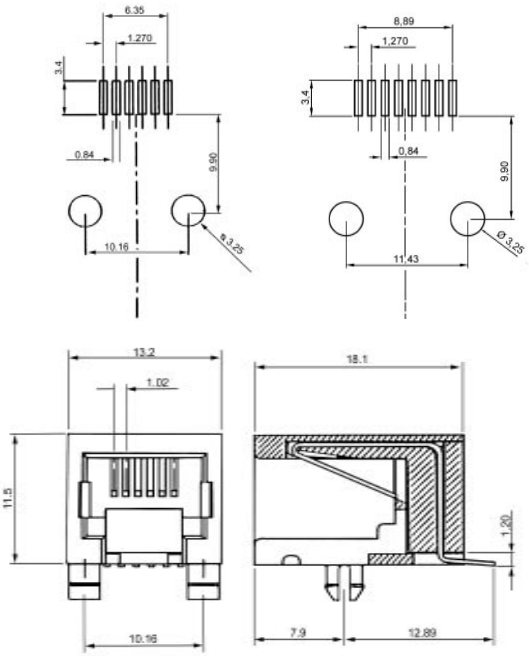

Bestellcode :
Ordercode :

A - 2004 - x - LP / SMT

Bitte „x“ durch die unten geeignete Option ersetzen
Please replace „x“ with appropriate option listed below

1.

1.

Polzahl
1 -6 polig (RJ12)
2 -8 polig (RJ45)

No. of contacts
1 -6 poles (RJ12)
2 -8 poles (RJ45)

Gehäuse
Nylon, glasfaserverstärkt, FR52, UL 94V-0

Housing
Nylon, Glass filled, FR52, UL 94V-0

Kontakte
Phosphorbronze

Contacts
Phosphorbronze

Kontakoberfläche
6µ" Gold

Contact finish
6µ" gold plating

Betriebstemperaturbereich
-40°C bis +125°C

Operating temperature
-40°C to +125°C

Stromnennbelastung
1.5A

Current rating
1.5A

Betriebsspannung
125V AC eff

Voltage rating
125V AC rms

Verpackung
Rolle

Packing
Reel

	Dimensions			
No. of contacts	**A**	**B**	**C**	**D**
4 (RJ11)	11.20	14.80	8.20	3.81
6 (RJ12)	13.20	16.95	10.35	6.35
8 (RJ45)	15.10	18.98	12.38	8.89

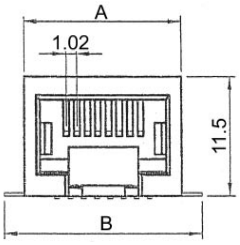

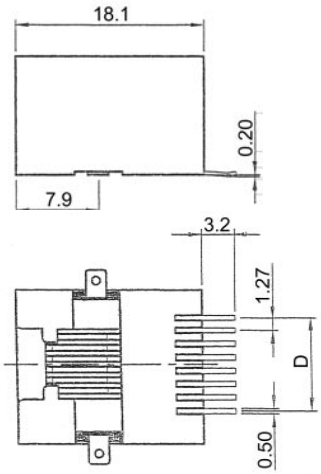

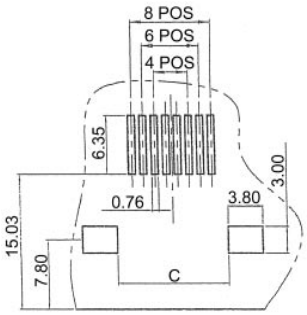

Bestellcode :
Ordercode : **A - 2004 - x - LP - SMD - A**

Bitte „x“ durch die unten geeignete Option ersetzen
Please replace „x“ with appropriate option listed below

1.

1.

Polzahl
0 -4 polig (RJ11)
1 -6 polig (RJ12)*
2 -8 polig (RJ45)*

No. of contacts
0 -4 poles (RJ11)
1 -6 poles (RJ12)*
2 -8 poles (RJ45)*

***Standard**

Gehäuse
Nylon, glasfaserverstärkt, FR52, UL 94V-0

Housing
Nylon, Glass filled, FR52, UL 94V-0

Kontakte
Phosphorbronze

Contacts
Phosphorbronze

Kontakoberfläche
6µ" Gold

Contact finish
6µ" gold plating

Betriebstemperaturbereich
-40°C bis +125°C

Operating temperature
-40°C to +125°C

Stromnennbelastung
1.5A

Current rating
1.5A

Betriebsspannung
125V AC eff

Voltage rating
125V AC rms

Verpackung
Rolle

Packing
Reel

	Dimensions		
No. of contacts	**A**	**B**	**C**
4 (RJ11)	11.20	3.81	3.20
6 (RJ12)	13.20	6.35	5.40
8 (RJ45)	15.10	8.89	7.38

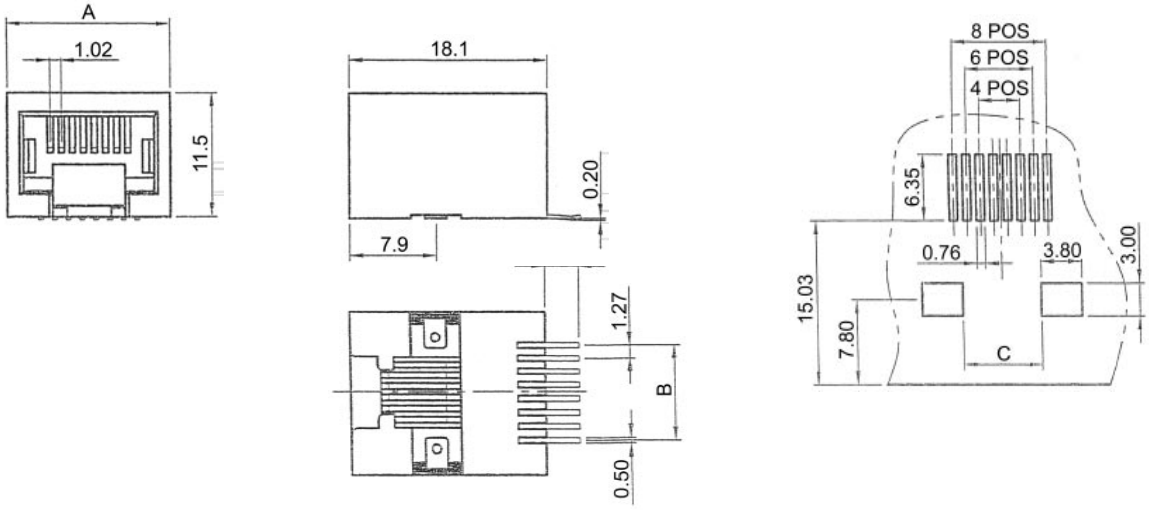

Bestellcode : Ordercode : **A - 2004 - x - LP - SMD - B**

Bitte „x“ durch die unten geeignete Option ersetzen
Please replace „x“ with appropriate option listed below

1.

1.

Polzahl
0 -4 polig (RJ11)
1 -6 polig (RJ12)*
2 -8 polig (RJ45)*

No. of contacts
0 -4 poles (RJ11)
1 -6 poles (RJ12)*
2 -8 poles (RJ45)*

***Standard**

Gehäuse
Polyester, glasfaserverstärkt

Housing
Glass filled polyester

Kontakte
Phosphorbronze

Contacts
Phosphorbronze

Kontakoberfläche
6µ" Gold

Contact finish
6µ" gold plating

Betriebstemperaturbereich
-40°C bis +125°C

Operating temperature
-40°C to +125°C

Stromnennbelastung
1.5A

Current rating
1.5A

Betriebsspannung
125V AC eff

Voltage rating
125V AC rms

	Dimensions			
No. of contacts	**A**	**B**	**C**	**D**
4 (RJ11)	13.97	11.43	7.62	3.81
6 (RJ12)	16.00	13.46	10.16	6.35
8 (RJ45)	17.84	15.36	11.43	8.89

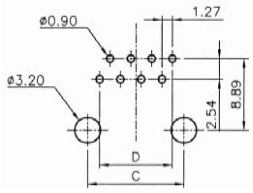

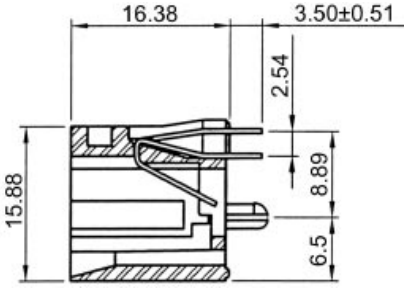

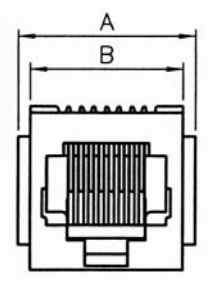

Bestellcode :
Ordercode : **A - 2014 - x**

Bitte „x“ durch die unten geeignete Option ersetzen
Please replace „x“ with appropriate option listed below

1.

1.

Polzahl
0 -4 polig (RJ11)
1 -6 polig (RJ12)
2 -8 polig (RJ45)

No. of contacts
0 -4 poles (RJ11)
1 -6 poles (RJ12)
2 -8 poles (RJ45)

Gehäuse
Polyester, glasfaserverstärkt, UL94V-0, Schwarz

Housing
Polyester, glass filled, UL94V-0, Black

Kontakte
Phosphorbronze

Contacts
Phosphor bronze

Kontaktoberfläche
6µ“ Gold

Contact finish
6µ” gold

Betriebstemperaturbereich
-40°C bis +125°C

Operating temperature
-40°C to +125°C

Strombelastbarkeit
1.5A

Current rating
1.5A

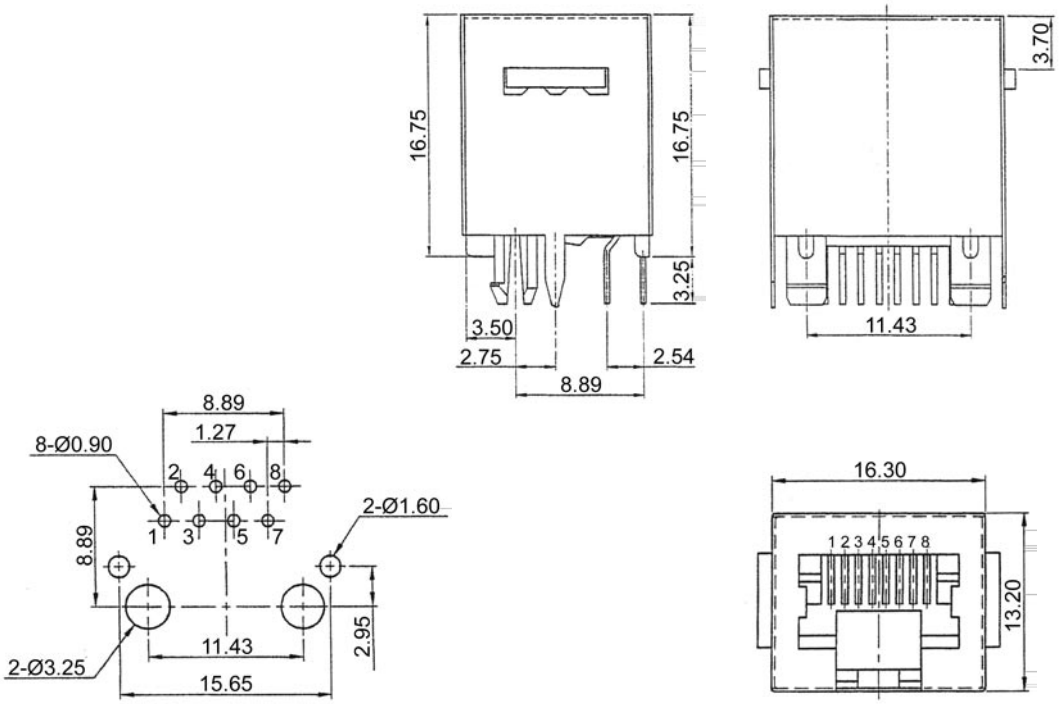

Bestellcode : Ordercode :	A - 2014 - x - LP/FS	Bitte „x“ durch die unten geeignete Option ersetzen Please replace „x“ with appropriate option listed below

1.

1.

Polzahl
2 -8 polig (RJ45)

No. of contacts
2 -8 poles (RJ45)

Gehäuse
Polyester, glasfaserverstärkt
UL 94V-0

Housing
Glass filled polyester
UL 94V-0

Kontakte
Phosphorbronze

Contacts
Phosphorbronze

Kontakoberfläche
6µ" Gold

Contact finish
6µ" gold plating

Betriebstemperaturbereich
-40°C bis +125°C

Operating temperature
-40°C to +125°C

Stromnennbelastung
1.5A

Current rating
1.5A

Betriebsspannung
125V AC eff.

Voltage rating
125V AC rms

Dimensions

No. of contacts	A	B
6 (RJ12)	13.20	6.35
8 (RJ45)	15.24	8.89

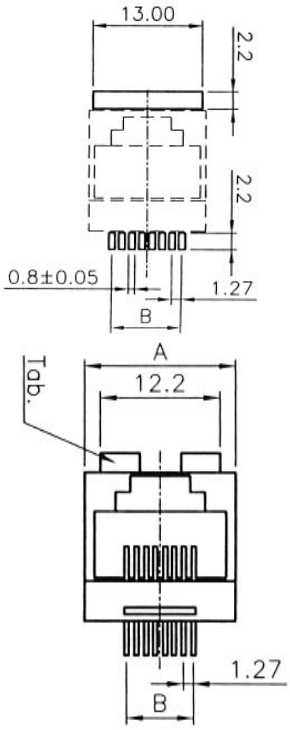

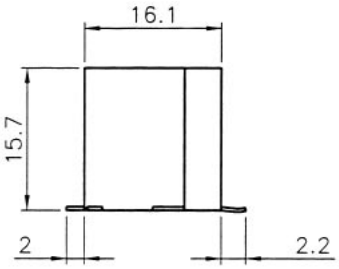

Bestellcode :
Ordercode :

A - 2014 - x - SMT

Bitte „x“ durch die unten geeignete Option ersetzen
Please replace „x“ with appropriate option listed below

1.

1.

Polzahl
1 -6 polig (RJ12)
2 -8 polig (RJ45)

No. of contacts
1 -6 poles (RJ12)
2 -8 poles (RJ45)

Außer den auf den vorhergehenden Seiten gezeigten Standardtypen können wir Ihnen eine große Anzahl unterschiedlichster Versionen anbieten.

Als bedeutender Lieferant der Telekommunikationsindustrie können wir Ihre technischen Probleme durch kundenspezifische Produkte lösen.

Um Ihnen zu helfen, die richtige Type und Ausführung zu finden, nutzen Sie bitte den Bestellschlüssel auf Seite 93. Bitte geben Sie bei Ihrer Anfrage möglichst alle Optionen und eine Stückzahl an, damit Sie ein umfassendes und promptes Angebot zu Ihrem Wunschtypen erhalten.

In addition to the standard types shown on the previous pages we can offer a large number of different versions.

Being an important supplier to the telecommunication industry we can solve your technical problems through a custom designed product solution.

In order to help you to find the right type and design, please use the ordercode on page 93. Please mention in your inquiry as much as possible incl. quantity and you will recive a complete and prompt quotation according to the requested type.

Produktbeispiele:
Product Examples:



1.	**Ports** 1 - 8	**Ports** 1 - 8
2.	**Positionen pro Port** 4 -4 6 -6 8 -8 0 -10	**Positions per port** 4 -4 6 -6 8 -8 0 -10
3.	**Anzahl der Kontakte** 2 -2 4 -4 6 -6 8 -8 0 -10	**No. of contacts** 2 -2 4 -4 6 -6 8 -8 0 -10
4.	**Steckrichtung** 0 -seitlich gesteckt (90°) 1 -von oben gesteckt (180°) 2 -von unten gesteckt (-180°)	**Plug direction** 0 -side entry (90°) 1 -top entry (180°) 2 -bottom entry (-180°)
5.	**Panel stop** 0 -ohne Flansch 1 -mit Flansch	**panelstop** 0 -without flange 1 -with flange
6.	**Schirmung** 0 -ungeschirmt 1 -geschirmt 2 -teilgeschirmt	**Shielding** 0 -not shielded 1 -shielded 2 -partial shielded
7.	**Lötverfahren** 0 -Tauchlöt 1 -SMD	**Solder type** 0 -Dip solder 1 -SMT
8.	**Goldauflage** 1 -6µ" 2 -15µ" 3 -30µ"	**Gold plating** 1 -6µ" 2 -15µ" 3 -30µ"
9.	**Ausführung** 1 -Invers 0 -Normal	**Version** 1 -Invers 0 -Normal
10.	0 -Symetrisch 1 -DEC-Version	0 -Symetric 1 -DEC-version

Bitte „x“ durch die oben geeignete Option ersetzen - Please replace „x“ with appropriate option listed above

A	-	MJ	-	x	-	x	-	x	-	x	-	x	-	x	-	x	-	x	-	x
				1.		2.		3.		4.		5.		6.		7.		8.		9.		10.



Diese Modularstecker sind geeignet für schnelle und einfache Selbstmontage.

Verfügbare Ausführungen:

- Stecker für Rundkabel
- Stecker für Flachbabel (D-form)

These plugs are suitable for quick and simple connecting.

Available versions:

- Plugs for roundcable
- Plugs for flatcable (D-form)

Bestellcode : A - MO - x - x
Ordercode :

1. 2.

Bitte „x“ durch die unten geeignete Option ersetzen
Please replace „x“ with appropriate option listed below

1.

Polzahl	**No. of contacts**
4/4	4/4
6/4	6/4
6/6	6/6
8/8	8/8

2.

Ausführung	**Version**
SF -Flachkabel	SF -Flatcable
SR -Rundkabel	SR -Roundcable
SFS -mit Schirmung (nur 6/6&8/8)	SFS -with shield (only 6/6&8/8)

DEC-Einbaubuchsen und Stecker nur auf Anfrage

DEC-Jacks and plugs only on request

Knickschutzhüllen für 8P8C Modularstecker
Cable boots for 8P8C Modular Plugs



Diese Knickschutzhüllen für 8P8C Modularstecker, sind geeignet für geschirmte und ungeschirmte Modualrstecker.
Nicht für Hirose-Typ!

These cable boots for 8P8C modular plugs, are suitable for shielded and non-shielded modular plugs.
Not for Hirose-Type!

Bestellcode : A - MOT - x - 8/8
Ordercode :

1.

Bitte „x“ durch die unten geeignete Option ersetzen
Please replace „x“ with appropriate option listed below

1.

Farbe	**Colour**
R -Rot	R -red
G -Grün	G -green
B -Blau	B -blue
Y -Gelb	Y -yellow
E -Grau	E -grey
- -Schwarz	- -black

Kundenspezifische Kabelkonfektion auf Anfrage!
Customer designed cable assemblies on request!

Merkmale:

- Modularkabel ungeschirmt
- AWG 26, mit 4, 6 oder 8 Adern
- 100m per Rolle
- Farbe : Schwarz mit farbig kodierten Leitungen

Features:

- Modular cable unshielded
- AWG 26, with 4, 6 or 8 wires
- 100m per reel
- Colour : Black with colour coded wires

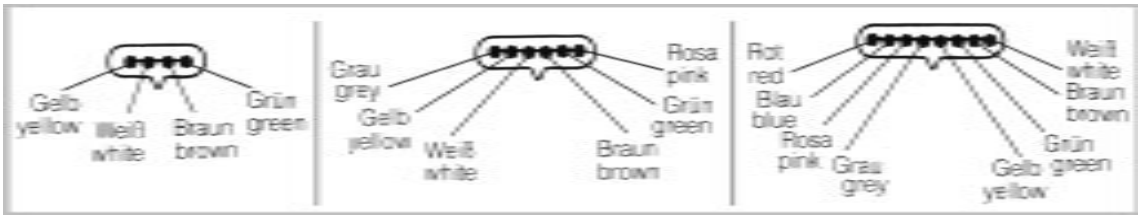

Bestellcode : Ordercode : **AT - K - 18 - x**

Bitte „x“ durch die unten geeignete Option ersetzen
Please replace „x“ with appropriate option listed below

1.

1.

Anzahl der Leitungen		**No. of wires**	
01	-4 adrig	01	-4 wires
02	-6 adrig	02	-6 wires
03	-8 adrig	03	-8 wires

Andere Länge per Rolle, Ausführungen und Farben auf Anfrage

Other length per reel, versions and colours on request

Neben Standardkabeln fertigen wir Kabelkonfektionen speziell nach Kundenspezifikation.

Ein äußerst flexibles und kostengünstiges System von automatischer und manueller Fertigung bietet Ihnen

- wettbewerbsfähige Preise
- hohe Qualität mit 100% elektrischer Prüfung und Zertifizierung auf Wunsch
- Bedruckung von Kabel und Steckern

Senden Sie uns Ihre Anfrage.

Apart from standard cables, special cables can be assembled upon acc. to customers specification.

An extremely flexible and cost-effective system of automatic and manual production offers you

- competitive pricing
- high quality with 100% electrical testing and certificaton on request
- printing on cables and connectors

Please send your enquiry











Modular Plugs for Round Cable
Various versions, shielded and unshielded types available.



A-MO 4/4 SR	RJ-11 4P4C, Unshielded
A-MO 6/4 SR	RJ-12 6P4C, Unshielded
A-MO 8/8 SR	RJ-45 8P8C, Unshielded
A-MO 8/8 SRS	RJ-45 8P8C, Shielded, CAT5e

"Hirose" Quality Plug
Fully shielded with strain relief and kink protection boot (black), suitable for CAT 5e.



A-MO 8/8 HRS	CAT 5e, incl. Comb and Boot

CAT 6 Modular Plugs for Round Cable
- UL certified, tested according to LINK Performance class D.
- Up to 300 MHz, shielded and unshielded types available.
- Incl. hood color gray, suitable for CAT 6.



A-MO6 8/8 SR	8P8C, Unshielded
A-MO6 8/8 SRS	8P8C, Shielded

CAT 6 Modular Couplers
- 2 x RJ-45 female.
- Shilded version.
- Tested according to LINK Performance class D, cable length max. 2 x 30m.

AT-AG6 8/8	8P8C, CAT 6
AT-AG6 8/8CROSS	8P8C, CAT 6, Crossover

Modular Plugs for Flat Cable
Various designs, shielded and unshielded types available.



A-MO 4/4 SF	RJ-11 4P4C, Unshielded
A-MO 6/4 SF	RJ-12 6P4C, Unshielded
A-MO 6/6 SF	RJ-12 6P6C, Unshielded
A-MO 8/8 SF	RJ-45 8P8C, Unshielded
A-MO 8/8 SFS	RJ-45 8P8C, Shielded, CAT5e

CAT 6 „Hirose" Modular Plug
- Fully shielded with strain relief and kink protection boot (black).
- UL certified, tested according to LINK Performance class D.
- Up to 300 MHz, suitable for CAT 6.

A-MO6 8/8 HRS	CAT 6, incl. Comb and Boot

Modular Coupler
2 x RJ female, assignment 1:1, unshielded and shielded CAT 5e, and "Crossover".

AT-A 6/6	6P6C
AT-A 8/8	8P8C
AT-AG 8/8	8P8C, CAT 5e
AT-AA 6/6	6P6C, Crossover
AT-AG 8/8CROSS	8P8C, CAT 5e, Crossover

Modular Couplers, Shielded
Three RJ45 female, 8P8C, CAT 5e, available in unshielded and double shielded versions.

AT-AG 2x8/8	3 x RJ45 Female, Double Shielded
AT-AT 8/8	3 x RJ45 Female, Unshielded

LSA+ Connection Box, CAT 5e

Connection box in metal plastic case for connection of twisted pair cables. The connection will be made via LSA+ strips. Integrated strain relief.

AT-ALSA-M	Connection Box,CAT 5e, metal

CAT 6 Keystone Jack, Unshielded & Shielded

Tested according to LINK Performance class D, up to 300 MHz, UL certified, for patch panel snap-in mount.

AT-AG KEY6-U	RJ45 to LSA+ Strip, unshielded
AT-AG KEY6-FS	RJ45 to LSA+ Strip, shielded

CAT 5e Patch Cable Adapters, Shielded

AT-AG Cx2 assignment:
CAT 5e, 1:1 assigned.
AT-AG Cx2 NEW assignment:
CAT 5e, 1-1, 2-2, 3-3, 4-1, 5-2, 6-6, 7-3, 8-6

AT-AG Cx2	2 x RJ45 female
AT-AG Cx2NEW	2 x RJ45 female

DSUB ⇔ RJ45 Modular Adapter, Shielded

RJ45 female ⇔ DSUB 9 or DSUB 25, shielded boots, with thumb screws, 9-wire (8 x connection, 1 x shielding).



AT-23256-9	DSUB 9 Male ⇔ RJ45
AT-23257-9	DSUB 9 Female ⇔ RJ45

Keystone Jack, Shielded

RJ 45 female for patch panel installation, CAT 5e, to RJ45 female or for cable connection via LSA+ strips with strain relief.

AT-AG KEY	RJ45 to LSA+ Strip, CAT 5e
AT-AG PAN	2 x RJ45 Female, CAT 5e

LSA+ Connection Box, CAT 6

Connection box in metal case for connection of twisted pair cables. The connection will be made via LSA+ strips. Integrated strain relief.



AT-ALSA6-M	Connection Box,CAT 6, metal

9-Pin DSUB Modular Adapter

Free selctable assignment, RJ ⇔ DSUB, PVC housing, color beige.



AT-23065	DSUB 9 Female ⇔ RJ12
AT-23066	DSUB 9 Male ⇔ RJ45
AT-23067	DSUB 9 Female ⇔ RJ45

25-Pin DSUB Modular Adapter

Free selctable assignment, RJ ⇔ DSUB, PVC housing, color beige.



AT-23054	DSUB 25 Male ⇔ RJ45
AT-23055	DSUB 25 Female ⇔ RJ45

LSA+ Punch Down Tool
Punch down tool for"Krone" LSA+ strips, cable insulation and cutting of the extending cable ends. Pressure adjustable.

A-LSA-K	Krone LSA+ Punch Down Tool
A-LSA-NEW1	LSA+ Punch Down Tool

MULTI Modular Crimping Tool, Solid Metal
MULTI crimping tool incl. cable cutter and insulation stripper. Crimps 8P8C-RJ45; 6P6C-RJ12; 6P4C-RJ11; 4P4C; 4P2C; & 6P6C-DEC; and shielded 8P8C-RJ45, modular plugs.



A-SK MMI	MULTI Modular Crimping Tool

PREMIUM Modular Crimping Tool
Installation tool for modular plugs and for stripping insulation and cutting the cable. Robust metal design.

A-SK 314I	Crimping Tool for 4P4C and 6P4C
A-SK 315I	Crimping Tool for 6P4C and 8P8C

Crimping Tool For Coaxial Plugs
For BNC, TNC, UHF, N, Twinax contacts, RG58, RG62, etc.
Inner wire ø 0.3 - 0.7 mm / outer ø 5 - 5.15 mm.

A-SK 10	Crimping Tool for Coaxial Plugs

High quality pressing tool for “Type 110” terminal blocks and Keystone jacks.

A-LSA	Terminal Block Pressing Tool

Modular Crimping Tool
Installation tool for modular plugs and for cutting and stripping cable insulation.

A-SK 311I	Modular Crimping Tool for 6P4C and 6P6C
A-SK 312I	Modular Crimping Tool for 8P8C

Modular Crimping Tool for “Hirose” Plugs
Contacts, strain relief and latches are crimped in one step.



A-SK HRS	Crimping Tool for “Hirose” Plugs

Modular Tool Set in Case
Consists of A-SK MM (multi modular crimping tool) and A-SK 50 (stripper) together with a plastic case with compartments for 20 x 8P8C plugs, 20 x 6P6C and 40 x 4P4C (unshielded plugs included).

A-SK KIT1	Modular Tool Set

Modular Cable Tester, RJ45 & BNC

- Test function for cables with RJ45, RJ12, RJ11 male plugs.
- Tests: continuity, assignment, pairing and shielding.
- Line / voltage detection.
- Main device with 2 x RJ45, 1 x BNC female, remote unit with 1 x RJ45, female.
- Even already laid cable can be tested with the remote unit.
- Various LEDs for status display, operates with 9 Volt block battery.
- Includes synthetic leather carry case.

ACT-LAN-CT	Modular Cable Tester, RJ45 & BNC

Network Cable Tester, RJ45 & BNC

- Test function for cable with RJ45/11 UTP/STP and BNC male plugs, patch panels and modular wall Outlets.
- Coaxial cable test with BNC adapter.
- Manual or automatic testing.
- Tests: continuity, assignment, shielding and pairing as per EIA/TIA 356A / 568A / 568B / Token Ring.
- Main device with 2 x RJ45 female, remote unit with 1 x RJ45 female.
- Even already laid cable can be tested with the remote unit.
- Includes carry case and BNC adapter.

ACT-LAN-PRO	Network Cable Tester, RJ45 & BNC

Premium Network Cable Tester, RJ45, BNC

- Backlit LCD display.
- 2 x RJ45 connections
- Remote unit with 1 x RJ45 connection.
- Preset test modes for 10(100)Base-T, Token Ring, TP-PMD, AT&T 258A, EIA/TIA-568A/B USOC, 10Base-2 (BNC).
- 4 additional user test modes can be configured.
- Tests assignment, pairs, connection and shielding.
- Terminator loopback test, cable testing with up to 16 remote units.
- Automatic cable identification.
- Delivery includes 2 RJ45 / BNC adapters, 30 cm patch cable and storage bag.

ACT-LCS-400	Premium Network Cable Tester
ACT-TERM4004	Set, 3 Remote Module (ID2-4)
ACT-TERM4008	Set, 4 Remote Module (ID5-8)

DIGITUS Network and Communication Cable Tester, RJ45 and BNC

- Test function for cables with RJ45, RJ12, RJ11 and BNC male plugs.
- Auto-scan and step by step testing.
- Test motes:
  loop-back: for testing and loalising of already laid network or communication cables.
  continuity: for continuity testing of network and communication cables.
  open: for localising of disconnected single wires.
  shorts: locating of short-circuited single wires.
  miss-wire: identification of non-conform wire assignment.
  pin to pin configuration: assignment testing.
- Main device with 2 x RJ45 female, remote unit with 1 x RJ45 female.
- Various LEDs for status display, operation with 9 Volt block battery.
- Deliverr includes two-language manual and modular BNC adapter.

DN-14001	Cable Tester, RJ-45 and BNC

Part. No.	Con-sole	PCs	Connection Type	Cable	Housing Type	KB / Mouse Emulation	On Screen Display	Daisy Chain	Max. Video Resulution	Special Features	Page No.
DC MPC 2000	1	2	PS/2	Cable included	Mini	yes	no	no	1600 x 1200		71
DC IC612	1	2	PS/2	Cable included	Mini	yes	no	no	1920 x 1440		71
DC IC614	1	4	PS/2	Cable included	Mini	yes	no	no	1920 x 1440		71
DC IC812I	1	2	PS/2	D1	Desktop	yes	no	64 PC	1920 x 1440		71
DC IC814I	1	4	PS/2	D1	Desktop	yes	no	64 PC	1920 x 1440		71
DC IC818I	1	8	PS/2	D1	Desktop	yes	no	64 PC	1920 x 1440		71
DC IC812IA	1	2	PS/2	Cable included	Desktop	yes	no	64 PC	1920 x 1440	Audio	71
DC IC814IA	1	4	PS/2	Cable included	Desktop	yes	no	64 PC	1920 x 1440	Audio	71
DC IC818I-OSD	1	8	PS/2	D1	Desktop	yes	yes	64 PC	1920 x 1440		72
DC IC8116I	1	16	PS/2	D2	Desktop	yes	yes	64 PC	1920 x 1440		72
DC USB102	1	2	USB	D3	Desktop	no	no	no	1280 x1024	Hot Key, USB 1.1 Hub	70
DC USB104	1	4	USB	D3	Desktop	no	no	no	1280 x 1024	Hot Key, USB 1.1 Hub	70
AB DVI-102	1	2	PS/2	U1	Desktop	yes	no	no	1600 x 1200	only for DIGITAL TFT	72
AB DVI-104	1	4	PS/2	U1	Desktop	yes	no	no	1600 x 1200	only for DIGITAL TFT	72

Overview for Digitus and DVI KVM Switch Cable

The following KVM Switches are shiped with all necessary cable:
DC MPC2000, DC IC612, DC IC614, DC IC812IA, DC IC814IA

DC IC812I, DC IC814I, DC IC818I, DC IC818I-OSD

AK 806/LC	4 X MINIDIN 6 M/M, 2 X HDSUB 15 M/F	1,8m
AK 807/LC	4 X MINIDIN 6 M/M, 2 X HDSUB 15 M/F	3,0m
AK 80605	4 X MINIDIN 6 M/M, 2 X HDSUB 15 M/F	5,0m
AK 80607	4 X MINIDIN 6 M/M, 2 X HDSUB 15 M/F	7,0m
AK 80610	4 X MINIDIN 6 M/M, 2 X HDSUB 15 M/F	10,0m



DC IC8116I

AK 8116-018	DSUB 26 M - 2 X MINIDIN 6 M/M, 1 X HDSUB 15 M	1,8m
AK 8116-030	DSUB 26 M - 2 X MINIDIN 6 M/M, 1 X HDSUB 15 M	3,0m
AK 8116-050	DSUB 26 M - 2 X MINIDIN 6 M/M, 1 X HDSUB 15 M	5,0m
AK 8116-070	DSUB 26 M - 2 X MINIDIN 6 M/M, 1 X HDSUB 15 M	7,0m
AK 8116-0100	DSUB 26 M - 2 X MINIDIN 6 M/M, 1 X HDSUB 15 M	10,0m



DC USB102, DC USB104

AK 672-1	USB A/M - USB B/M, 1,0 m
AK 672	USB A/M - USB B/M, 2,0 m
AK 672-3	USB A/M - USB B/M, 3,0 m
AK 672-5	USB A/M - USB B/M, 5,0 m
AK 3220X	HDSUB 15/F - HDSUB 15/M, 1,8m
AK 3730X	HDSUB 15/F - HDSUB 15/M, 3,0m
AK 3740X	HDSUB 15/F - HDSUB 15/M, 5,0m
AK 3750X	HDSUB 15/F - HDSUB 15/M, 10,0m

DC VS812, DC VS814, DC VS818, DC VS8116, DC VS812PF, DC VS814PF, DC VS818PF, DC VS8116PF

AK 3220X	HDSUB 15/F - HDSUB 15/M, 1,8m
AK 3730X	HDSUB 15/F - HDSUB 15/M, 3,0m
AK 3740X	HDSUB 15/F - HDSUB 15/M, 5,0m
AK 3750X	HDSUB 15/F - HDSUB 15/M, 10,0m

AB DVI-102, AB DVI-104

AK 626	DVI-D(24+1)/M - DVI-D (24+1)/F, 2,0m
AK 626-3	DVI-D(24+1)/M - DVI-D (24+1)/F, 3,0m
AK 626-5	DVI-D(24+1)/M - DVI-D (24+1)/F, 5,0m
AK 626-10	DVI-D(24+1)/M - DVI-D (24+1)/F, 10,0m
AK 678 2M	2 X MINIDIN 6 M/M, 2,0m
AK 678 3M	2 X MINIDIN 6 M/M, 3,0m
AK 679	2 X MINIDIN 6 M/M, 5,0m
AK 679-10G	2 X MINIDIN 6 M/M, 10,0m



Part. No.	Con-sole	PCs	Connection Type	Cable	Housing Type	KB / Mouse Emulation	On Screen Display	Daisy Chain	Max. Video Resulution	Special Features	Page No.
AB MV2	1	2	PS/2	A1	Mini	yes	no	no	1920 x 1440		74
AB MV4	1	4	PS/2	A1	Mini	yes	no	no	1920 x 1440		74
AB 817	1	2	PS/2	A1	Mini	yes	no	no	1920 x 1440		74
ASS-CS172	1	2	PS/2	A1	Mini	yes	no	no	1920 x 1440	Add. USB ports	74
ASS-CS124A	1	4	PS/2	A1	Desktop	yes	no	64 PC	1920 x 1440	OPT. 19“ frame	74
ASS-CS128A	1	8	PS/2	A2	Desktop	yes	no	512 PC	1920 x 1440	OPT. 19“ frame	74
ASS-CS114A	1	4	PS/2	A1	Desktop	yes	yes	64 PC	1920 x 1440	Opt. 19“ frame	75
AB 818OSD	1	8	PS/2	A2	Desktop	yes	yes	512 PC	1920 x 1440		75
ASS-CS1008	1	8	PS/2	A3	19“	yes	yes	256 PC	1920 x 1440		75
AB 818OSD-16	1	16	PS/2	A2	19“	yes	yes	512 PC	1920 x 1440		75
ASS-CS228	2	8	PS/2	A3	19“	yes	yes	no	1920 x 1440	2 x console	75
ASS-CS428	4	8	PS/2	A3	19“	yes	yes	no	1920 x 1440	4 x console	75
ASS-CS9134	2/4	4	PS/2	A1	19“	yes	yes	64 PC	1920 x1440	2 / 4 x console	75
ASS-CS9138	2/4	8	PS/2	A1	19“	yes	yes	512 PC	1920 x 1440	2 / 4 x console	75
ASS-CS1216	1	16	PS/2	A4	19“	yes	yes	512 PC	1920 x 1440	7 - Segment Display	76
ASS-CS1208	1	8	PS/2	A4	19“	yes	yes	512 PC	1024 x 768	TFT 15“, KB, Mouse	76
ASS-CS1216LG	1	16	PS/2	A4	19“	yes	yes	512 PC	1024 x 768	TFT 15“, KB, Mouse	76
ASS-CS1804	1	4	SUN	A5	19“	yes	yes	64 PC	1920 x 1440	SUN	76
ASS-CS1808	1	8	SUN	A5	19“	yes	yes	512 PC	1920 x 1440	SUN	76



A1 Cable Type

AB MV-2, AB MV-4, AB 817, AS-CS172, AB 819, AB 812-2, ASS-CS114A, ASS-CS124A, ASS-CS9134, ASS-CS9138, AB 818OSD

AK 806/LC	4 X MINIDIN 6 M/M, 2 X HDSUB 15 M/F	1,8m
AK 807/LC	4 X MINIDIN 6 M/M, 2 X HDSUB 15 M/F	3,0m
AK 80605	4 X MINIDIN 6 M/M, 2 X HDSUB 15 M/F	5,0m
AK 80607	4 X MINIDIN 6 M/M, 2 X HDSUB 15 M/F	7,0m
AK 80610	4 X MINIDIN 6 M/M, 2 X HDSUB 15 M/F	10,0m

A2 Cable Type

ASS-CS128A, AB 818, ASS-CS1008, AB 818OSD-16

AK 818-PP-18LC	DSUB 25 M - 1 X HDSUB 15 M, 2 X MINIDIN 6 M/M, 1,8m
AK 818-PP-3LC	DSUB 25 M - 1 X HDSUB 15 M, 2 X MINIDIN 6 M/M, 3,0m
AK 818-PP-5LC	DSUB 25 M - 1 X HDSUB 15 M, 2 X MINIDIN 6 M/M, 5,0m
AK 818-PP-10LC	DSUB 25 M - 1 X HDSUB 15 M, 2 X MINIDIN 6 M/M, 10,0m

A3 Cable Type

ASS-CS1008, AB 818OSD-16, ASS-CS228, ASS-CS428

AK 81816-015	DSUB 25 M - 1 x HDSUB 15 M, 2 x MINIDIN 6 M/M, 2 x 3,5mm Stereo Plug, 1,5m
AK 81816-030	DSUB 25 M - 1 x HDSUB 15 M, 2 x MINIDIN 6 M/M, 2 x 3,5mm Stereo Plug, 3,0m
AK 81816-050	DSUB 25 M - 1 x HDSUB 15 M, 2 x MINIDIN 6 M/M, 2 x 3,5mm Stereo Plug, 5,0m
AK 81816-100	DSUB 25 M - 1 x HDSUB 15 M, 2 x MINIDIN 6 M/M, 2 x 3,5mm Stereo Plug, 10,0m

A4 Cable Type

ASS-CS1216, ASS-CS1208, ASS-CS-1216LG

AK 2L-5201P	SPDB 15 M - x HDSUB 15 M, 2 x MINIDIN 6 M/M, 1,2m
AK 2L-5202P	SPDB 15 M - x HDSUB 15 M, 2 x MINIDIN 6 M/M, 1,8m
AK 2L-5203P	SPDB 15 M - x HDSUB 15 M, 2 x MINIDIN 6 M/M, 3,0m
AK 2L-5206P	SPDB 15 M - x HDSUB 15 M, 2 x MINIDIN 6 M/M, 6,0m
AK 2L-5210P	SPDB 15 M - x HDSUB 15 M, 2 x MINIDIN 6 M/M, 10,0m

A5 Cable Type

ASS-CS1804, ASS-CS1808

AK 2L-1303M	DSUB 25 M - 1 x HDSUB 15 M, 2 x MINIDIN 6 M/M, 3,0m
AK 2L-1306M	DSUB 25 M - 1 x HDSUB 15 M, 2 x MINIDIN 6 M/M, 6,0m

A6 Cable Type

AB 509, AB 510, AB 522, AB 509/350, AB 510-350, AB 522/300

AK 3220X	HDSUB 15/F - HDSUB 15/M, 1,8m
AK 3730X	HDSUB 15/F - HDSUB 15/M, 3,0m
AK 3740X	HDSUB 15/F - HDSUB 15/M, 5,0m
AK 3750X	HDSUB 15/F - HDSUB 15/M, 10,0m

Part. No.	Con-sole	PCs	Connection Type	Cable	Housing Type	KB / Mouse Emulation	On Screen Display	Daisy Chain	Max. Video Resulution	Special Features	Page No.
AB CS2	1	2	PS/2	R1	Desktop	yes	no	64 PC	1600 x 1200	PS/2, SUN, MAC	80
AB CS4	1	4	PS/2	R1	Desktop	yes	no	64 PC	1600 x 1200	PS/2, SUN, MAC	80
AB CS8	1	8	PS/2	R1	Desktop	yes	no	64 PC	1600 x 1200	PS/2, SUN, MAC	80
AB CS2R	1	2	PS/2	R1	19“	yes	no	64 PC	1600 x 1200	PS/2, SUN, MAC	80
AB CS4R	1	4	PS/2	R1	19“	yes	no	64 PC	1600 x 1200	PS/2, SUN, MAC	80
AB CS8R	1	8	PS/2	R1	19“	yes	no	64 PC	1600 x 1200	PS/2, SUN, MAC	80
AB MCC4	1	4	PS/2	R1	Desktop	yes	yes	256 PC	1600 x 1200	PS/2, SUN, MAC	80
AB MCC8	1	8	PS/2	R1	Desktop	yes	yes	256 PC	1600 x 1200	PS/2, SUN, MAC	80
AB MCC16	1	16	PS/2	R1	Desktop	yes	yes	256 PC	1600 x 1200	PS/2, SUN, MAC	80
AB MCC4R	1	4	PS/2	R1	19“	yes	yes	256 PC	1600 x 1200	PS/2, SUN, MAC	80
AB MCC8R	1	8	PS/2	R1	19“	yes	yes	256 PC	1600 x 1200	PS/2, SUN, MAC	80
AB MCC16R	1	16	PS/2	R1	19“	yes	yes	256 PC	1600 x 1200	PS/2, SUN, MAC	80
AB MCC8RD	1	8	PS/2	R1	19“	yes	yes	256 PC	1600 x 1200	PS/2, SUN, MAC, 48V	81
AB MCC16RD	1	16	PS/2	R1	19“	yes	yes	256 PC	1600 x 1200	PS/2, SUN, MAC, 48V	81
AB MX48	4	8	PS/2	R1	19“	yes	yes	1024 PC	1600 x 1200	PS/2, SUN, MAC	81
AB MX416	4	16	PS/2	R1	19“	yes	yes	1024 PC	1600 x 1200	PS/2, SUN, MAC	81
AB MX432	4	32	PS/2	R1	19“	yes	yes	1024 PC	1600 x 1200	PS/2, SUN, MAC	81
AB SMX18	1	8	SUN	R2 / R4	19“	yes	yes	256 PC	1600 x 1200	SUN	81
AB SMX28	2	8	SUN	R2 / R4	19“	yes	yes	256 PC	1600 x 1200	SUN	81
AB SMX416	4	16	SUN	R2 / R4	19“	yes	yes	256 PC	1600 x 1200	SUN	81
AB SW2	1	2	PS/2	R3	Desktop	yes	no	no	1600 x 1200		81
AB SW4	1	4	PS/2	R3	Desktop	yes	no	no	1600 x 1200		81
AB UMT8	8	32	PS/2, SUN	CAT 5E	19“	yes	yes	2048	1600 x 1200	CAT 5E cable	82
AB Z4200U	1	42	PS/2, SUN	CAT 5E	Desktop	yes	yes	no	1600 x 1200	CAT 5E cable	82
AB MXU28	2	8	PS/2	R1	19“	yes	yes	128 PC	1600 x 1200	PS/2, SUN, MAC	83
AB MXU216	2	16	PS/2	R1	19“	yes	yes	256 PC	1600 x 1200	PS/2, SUN, MAC	83

AB CS2, AB CS4, AB CS8, AB CS2R, AB CS4R, AB CS8R, AB MCC4, AB MCC8, AB MCC16, AB MCC4R, AB MCC8R, AB MCC16R, AB MCC8RD, AB MCC16RD, AB MX48, AB MX416, AB MX432, AB MXU28, AB MXU216



R1 Cable-Type

AK CCP06	4 X MINIDIN 6 M/M, 2 X HDSUB 15 M/F,	0,6m
AK CCP20	4 X MINIDIN 6 M/M, 2 X HDSUB 15 M/F,	2,0m
AK CCP40	4 X MINIDIN 6 M/M, 2 X HDSUB 15 M/F,	4,0m
AK CCP60	4 X MINIDIN 6 M/M, 2 X HDSUB 15 M/F,	6,0m

AB SMX18, AB SMX28, AB SMX416

Connection cable PC:

R2 Cable-Type

AK CCS06	DSUB 25 M - 2 X MINIDIN 8 M, 1 X 13W3,	0,6m
AK CCS20	DSUB 25 M - 2 X MINIDIN 8 M, 1 X 13W3,	2,0m
AK CCS40	DSUB 25 M - 2 X MINIDIN 8 M, 1 X 13W3,	4,0m
AK CCS60	DSUB 25 M - 2 X MINIDIN 8 M, 1 X 13W3,	6,0m

AB SW2, AB SW4



R3 Cable-Type

AK CSK18	4 X MINIDIN 6 M/M, 2 X HDSUB 15 M/F,	1,8m
AK CSK30	4 X MINIDIN 6 M/M, 2 X HDSUB 15 M/F,	3,0m

AB SMX18, AB SMX28, AB SMX416

Connection cable console:

R4 Cable-Type

AK CCS06F	DSUB 25 M - 2 X MINIDIN 8 F, 1 X 13W3	0,6m
AK CCS20F	DSUB 25 M - 2 X MINIDIN 8 F, 1 X 13W3	2,0m
AK CCS40F	DSUB 25 M - 2 X MINIDIN 8 F, 1 X 13W3	4,0m
AK CCS60F	DSUB 25 M - 2 X MINIDIN 8 F, 1 X 13W3	6,0m



Printer Cable, Parallel

DSUB 25-pin, male ⇔ CENT 36-pin, male

Snap hoods.

Cable 25-wire, shielded.

AK 101	1,8 m
AK 102	3,0 m
AK 103	5,0 m
AK 104	7,0 m
AK 105	10,0 m



Printer Cable, Parallel

DSUB 25-pin, male ⇔ CENT 36-pin, male

Molded hoods.

Cable 25-wire, shielded.

AK 108	2,0 m
AK 127	3,0 m
AK 158	5,0 m
AK 159	7,0 m
AK 160	10,0 m



Printer Cable, Parallel, with Ferrite Core

DSUB 25-pin, male ⇔ CENT 36-pin, male

Molded hoods.

Cable 25-wire, shielded, with ferrite core.

AK 101 F	1,8 m



Printer Cable, Parallel, Right / Left Angled

DSUB 25-pin, male ⇔ CENT 36-pin, male

Molded hoods.

Right angled = AK 525.
Left angled = AK 525 L.

Cable 25-wire, shielded.

AK 525	2,0 m
AK 525 L	2,0 m



Printer Cable, Serial

DSUB 9-pin, female ⇔ DSUB 25-pin, male

Snap hoods.

Cable 8-wire, shielded.

AK 150	3,0 m



IEEE 1284 Bi-directional Printer Cable

DSUB 25-pin, male ⇔ CENT 36-pin, male

Molded hoods.

UL20276, twisted pair cable, double shielded.

Assignment as per IEEE 1284, supports EPP interfaces.

AK 711	1,8 m
AK 712	3,0 m
AK 713	5,0 m

IEEE 1284 Special Printer Cable

DSUB 25-pin, male ⇔ CENT 36-pin, HP, male

Molded hoods.

UL20276, twisted pair cable, double shielded.

Assignment as per IEEE 1284, supports EPP interfaces.



AK 706	1,8 m
AK 707	3,0 m

IEEE 1284 Bi-directional Extension Cable

DSUB 25-pin, male ⇔ DSUB 25-pin, female

Molded hoods.

UL20276, twisted pair cable, double shielded.

Assignment as per IEEE 1284, supports EPP interfaces.



AK 733	1,8 m
AK 734	3,0 m
AK 735	5,0 m

IEEE 1284 Bi-directional Connection Cable

DSUB 25-pin, male ⇔ DSUB 25-pin, male

Molded hoods.

UL20276, twisted pair cable, double shielded.

Assignment as per IEEE 1284, supports EPP interfaces.



AK 736	1,8 m
AK 737	3,0 m
AK 738	5,0 m

Connection Cable for 25-pin Interface, Serial / Parallel

DSUB 25-pin, male ⇔ DSUB 25-pin, male

Snap hoods.

Cable 25-wire, shielded, assignment 1:1.



AK 401	2,0 m
AK 508	3,0 m
AK 402	5,0 m
AK 403	7,0 m
AK 403	10,0 m

Extension Cable for 25-pin Interface, Serial / Parallel

DSUB 25-pin, male ⇔ DSUB 25-pin, female

Snap hoods.

Cable 25-wire, shielded, assignment 1:1.



AK 404	2,0 m
AK 526	3,0 m
AK 405	5,0 m
AK 406	7,0 m

Extension Cable for 25-pin Interface, Serial / Parallel

DSUB 25-pin, male ⇔ DSUB 25-pin, female

Molded hoods.

Cable 25-wire, shielded, assignment 1:1.

AK 135	2,0 m
AK 166	3,0 m
AK 136	5,0 m
AK 168	10,0 m



Connection Cable for 25-pin Interface, Serial / Parallel

DSUB 25-pin, male ⇔ DSUB 25-pin, male

Molded hoods.

Cable 25-wire, shielded, assignment 1:1.

AK 137	2,0 m
AK 162	3,0 m
AK 154	5,0 m
AK 163	7,0 m
AK 164	10,0 m



Null Modem Cable

DSUB 9-pin, female ⇔ DSUB 25-pin, ***AK 149*** = male
DSUB 9-pin, female ⇔ DSUB 25-pin, ***AK 124*** = female

Snap hoods, cable 9-wire, shielded.

Assignment:
1-8, 2-2, 3-3, 4-6, 5-7, 6-20, 7-5, 8-4, 9-22, S-S.

AK 149	3,0 m
AK 124	3,0 m



Null Modem Cable

DSUB 9-pin, female ⇔ DSUB 9-pin, *female*

Snap hoods.

Cable 8-wire, shielded.

Assignment:
1-4, 2-3, 3-2, 4-1, 5-5, 7-8, 8-7, 9-9, S-S.

AK 143	1,8 m
AK 143	3,0 m



Null Modem Cable

DSUB 25-pin, female ⇔ DSUB 25-pin, female

Snap hoods.

Cable 9-wire, shielded.

Assignment:
1-1, 2-3, 3-2, 4-5, 5-4, 7-7, 8-20, 15/17-8, 24-15, S-S.

AK 144	3,0 m



Null Modem Cable

DSUB 9, female ⇔ DSUB 25, male

Snap hoods.

Cable 9-wire, shielded.

Assignment:
1-8, 2-3, 3-2, 4-20, 5-7, 6-6, 7-4, 8-5, 9-22, S-S.

AK 186/NEW	3,0 m



Null Modem Cable (AT)

DSUB 9-pin, female ⇔ DSUB 25-pin, male

Snap hoods.

Cable 9-wire, shielded.

Assignment:
1-8, 2-3, 3-2, 4-20, 5-7, 6-6, 7-4, 8-5, 9-22, S-S.

AK 128	0,25 m
AK 125	2,0 m

"Laplink" Cable, Serial or Parallel

DSUB 25-pin, male ⇔ ***AK 250*** = DSUB 25-pin, male
DSUB 25-pin, female ⇔ ***AK 251*** = DSUB 25-pin, female

Assignment:
AK 250 (par) = 1-1, 2-15, 3-13, 4-12, 5-10, 6-11, 10-5,11-6, 12-4, 13-3, 14-14, 15-2, 16-16, 17-17, 25-25, S-S
AK 251 (ser) = 1-1, 2-3, 3-2, 4-5, 5-4, 6/8/20-6/8/20, 7-7, S-S

Snap hoods, shielded.



AK 250	3,0 m
AK 251	3,0 m

Doublehead "Laplink" Cable, Serial

DSUB 9-pin, female ⇔ DSUB 9-pin, female
DSUB 25-pin, female ⇔ DSUB 25-pin, female

Molded hoods.

Cable 7-wire, shielded.

AK 252	3,0 m

Connection Cable for 9-pin Interface, Serial

DSUB 9-pin, female ⇔ DSUB 9-pin, female

Molded hoods.

Cable 9-wire, shielded, assignment 1:1.



AK 152	2,0 m
AK 182	3,0 m
AK 153	5,0 m

Connection Cable for 9-pin Interface, Serial

DSUB 9-pin, male ⇔ DSUB 9-pin, male

Molded hoods.

Cable 9-wire, shielded, assignment 1:1.

AK 129	2,0 m
AK 174	3,0 m

Extension Cable for 9-pin Interface, Serial

DSUB 9-pin, male ⇔ DSUB 9-pin, female

Mouded hoods.

Cable 9-wire, shielded, assignment 1:1.



AK 131	2,0 m
AK 178	3,0 m
AK 132	5,0 m
AK 180	10,0 m

Connection Cable for 9-pin Interface

DSUB 9-pin, female ⇔ DSUB 9-pin, female

Snap hoods.

Cable 9-wire, shielded, assignment 1:1.



AK 231	2,0 m



Connection Cable for 25-pin Interface

DSUB 25-pin, female ⇔ DSUB 25-pin, female

Snap hoods.

Cable 25-wire, shielded, assignment 1:1.

AK 407	2,0 m

Extension Cable for 9-pin Interface

DSUB 9-pin, male ⇔ DSUB 9-pin, female

Snap hoods.

Cable 9-wire, shielded, assignment 1:1.

AK 230	2,0 m

“Apple” to PC Connection Cable

MiniDIN 8-pin, male ⇔ DSUB 9-pin, female

Molded hoods.

Assignment: 2-1, 5-2, 3-3, 1-4, 4-5, 6-6, 8-7, 7-8, S-S.

AK 6097	2,0 m

Joystick Extension Cable

DSUB 15-pin, male ⇔ DSUB 15-pin, female

Molded hoods.

Cable 15-wire, shielded.

AK 281	1,8 m

Joystick Y-Cable, for 2 Joysticks

DSUB 15-pin, male ⇔ 2 x DSUB 15-pin, female

Molded hoods.

Cable 15-wire, shielded.

AK 280	0,25 m

VGA to 3x or 4x BNC, Monitor Connection Cable

AK 551 = HD DSUB 15-pin, male ⇔ 3 x BNC, male
AK 552 = HD DSUB 15-pin, male ⇔ 4 x BNC, male

Molded hoods.

UL2919 cable.

75 Ohm coaxial cables RGB (Sync).

AK 551	2,0 m
AK 552	2,0 m

VGA to 5 x BNC, Monitor Connection Cable, with Ferrite Core

HD DSUB 15-pin, male ⇔ 5 x BNC, male with ferrite

Molded hoods.

UL2919l.

5 x 75 Ohm coaxial cables RGB (Sync).

AK 553/F	2,0 m

PREMIUM VGA Monitor Extension Cable

HD DSUB 15-pin, male ⇔ HD DSUB 15-pin, female

Molded hoods.

UL2919.

3 x coax for RGB and 4 x AWG28 signal wires.

AK 3220	1,8 m
AK 3730	3,0 m
AK 3740	5,0 m
AK 3750	10,0 m

PREMIUM XGA Monitor Extension Cable

HD DSUB 15-pin, male ⇔ HD DSUB 15-pin, female

Molded hoods.

UL2919.

3 x coax for RGB and 7 x AWG28 signal wires.

AK 3220X	1,8 m
AK 3730X	3,0 m
AK 3740X	5,0 m
AK 3750X	10,0 m

PREMIUM XGA Monitor Extension Cable with Ferrite Core

HDSUB 15, male ⇔ HDSUB 15, female

Molded hoods.

UL 2919, ferrite on both ends.

3 x coax for RGB and 7 x AWG 28 signal wires.

AK 3220XF	1,8 m
AK 3730XF	3,0 m
AK 3740XF	5,0 m
AK 3750XF	10,0 m
AK 3915XF	15,0 m
AK 3920XF	20,0 m

PREMIUM VGA Monitor Connection Cable

HD DSUB 15-pin, male ⇔ HD DSUB 15-pin, male

Molded hoods.

UL2919.

3 x coax for RGB and 4 x AWG28 signal wires.



AK 5320	1,8 m
AK 3760	3,0 m
AK 3770	5,0 m
AK 3780	10,0 m

PREMIUM XGA Monitor Connection Cable

HD DSUB 15-pin, male ⇔ HD DSUB 15-pin, male

Molded hoods.

UL2919.

3 x coax for RGB and 7 x AWG28 signal wires.

AK 5320X	1,8 m
AK 3760X	3,0 m
AK 3770X	5,0 m
AK 3780X	10,0 m

PREMIUM XGA Monitor Connection Cable with Ferrite Core

HDSUB 15, male ⇔ HDSUB 15, male.

Molded hoods.

UL 2919, ferrite on both ends.

3 x coax for RGB and 7 x AWG 28 signal wires.

AK 5320XF	1,8 m
AK 3760XF	3,0 m
AK 3770XF	5,0 m
AK 3780XF	10,0 m
AK 3815XF	15,0 m
AK 3820XF	20,0 m

VGA Monitor Extension Cable

HD DSUB 15-pin, male ⇔ HD DSUB 15-pin, female

Molded hoods.

Cable 15-wire, shielded.

AK 322	1,8 m
AK 373	3,0 m
AK 375	10,0 m

VGA Monitor Connection Cable

HD DSUB 15-pin, male ⇔ HD DSUB 15-pin, male

Molded hoods.

Cable 15-wire, shielded.

AK 532	1,8 m
AK 376	3,0 m
AK 377	5,0 m



VGA Monitor Cable, with Ferrite Core

HD DSUB 15-pin, male ⇔ HD DSUB 15-pin, female
HD DSUB 15-pin, male ⇔ HD DSUB 15-pin, male

AK 322/F *= male/female*
AK 532/F *= male/male*

Molded hoods.
Cable 15-wire, shielded.

AK 322/F	1,8 m
AK 532/F	1,8 m

EGA / CGA / Monochrome to VGA Multisync, Monitor Cable

DSUB 9-pin, male ⇔ HD DSUB 15-pin, male

Molded hoods.

Cable 9-wire, shielded.

Assignment:
1-1, 2-2, 3-3, 4-13, 5-14, 6-6, 7-7, 8-87, 9-10/11, S-S.

AK 514	1,8 m

DVI ⇔ DVI Single Link Connection Cables

DVI-D (18+1), male ⇔ DVI-D (18+1), male

Cable UL20276.

With ferrite filter and thumb screws.

AK 620N	2,0 m
AK 620N-3	3,0 m
AK 620N-5	5,0 m

DVI ⇔ DVI Dual Link Connection Cables

DVI-D (24+1), male ⇔ DVI-D (24+1), male

Cable UL20276.

With ferrite filter and thumb screws.

AK 621N	2,0 m
AK 621N-3	3,0 m
AK 621N-5	5,0 m

DVI ⇔ VGA Connection Cables

DVI-I (24+5), male ⇔ HDSUB 15, male

Cable UL20276.

With ferrite filter and thumb screws.

AK 622N	2,0 m
AK 622N-3	3,0 m
AK 622N-5	5,0 m

DVI ⇔ DFP Connection Cables

DVI-D (24+1), male ⇔ HPC 20, male

Cable UL20276.

AK 623N	2,0 m

DFP ⇔ DFP Connection Cables

HPC 20, male ⇔ HPC 20, male

Cable UL20276.



AK 624N	2,0 m

DVI ⇔ DVI Dual Link Connection Cables

DVI-D (24+1), male ⇔ DVI-D (24+1), female

Cablel UL20276.

With ferrite filter and thumb screws.



AK 626	2,0 m
AK 626-3	3,0 m
AK 626-5	5,0 m
AK 626-10	10,0 m



High Qualtity Printer Cable

DSUB 25, male ⇔ CENT 36, male

Cable 25-wire.

Double cable shielding.

Cable transparent.

Molded hoods, metallic shielding.

AK 108HQC	2,0 m
AK 127HQC	3,0 m
AK 158HQC	5,0 m
AK 159HQC	7,0 m
AK 160HQC	10,0 m



High Quality Printer Cable IEEE 1284

DSUB 25, male ⇔ CENT 36, male

Cable 25-wire, assignment as per IEEE 1284.

ECP, bidirectional transmission, double cable shielding.

Cable transparent.

Molded hoods, metallic shielding.

AK 711HQC	1,8 m
AK 712HQC	3,0 m
AK 713HQC	5,0 m



High Quality DSUB 25 Extension Cable, IEEE 1284

DSUB 25, male ⇔ DSUB 25, female

Cable 25-wire, assignment as per IEEE 1284,
ECP, bidirectional transmission, double cable shielding.

Cable transparent.

AK 733HQC	1,8 m
AK 734HQC	3,0 m
AK 735HQC	5,0 m



High Quality DSUB 25 Extension Cable

DSUB 25, male ⇔ DSUB 25, female

Cable 25-wire, assignment 1:1.

Double cable shielding.

Cable transparent.

AK 135HQC	1,8 m
AK 166HQC	3,0 m
AK 136HQC	5,0 m
AK 168HQC	10,0 m



High Quality DSUB 25 Connection Cable

DSUB 25, male ⇔ DSUB 25, male

Cable 25-wire, assignment 1:1.

Double cable shielding.

Cable transparent.

Molded hoods, metallic shielding.

AK 137HQC	2,0 m
AK 162HQC	3,0 m
AK 154HQC	5,0 m
AK 164HQC	10,0 m

High Quality DSUB 9 Connection Cable

AK 152HQC, AK 182HQC:
DSUB 9, female ⇔ DSUB 9, female
AK 174HQC:
DSUB 9, male ⇔ DSUB 9, male

Cable 9-wire, assignment 1:1.
Double cable shielding.
Cable transparent.
Molded hoods, metallic shielding.

AK 152HQC	2,0 m
DSUB 9 W/W Connection Cable	
AK 182HQC	3,0 m
DSUB 9 W/W Connection Cable	
AK 174HQC	3,0 m
DSUB 9 M/M Connection Cable	

High Quality DSUB 9 Extension Cable

DSUB 9, male ⇔ DSUB 9, female

Cable 9-wire, assignment 1:1.

Double cable shielding.

Cable transparent.

Molded hoods, metallic shielding.



AK 131HQC	2,0 m
AK 178HQC	3,0 m
AK 132HQC	5,0 m
AK 180HQC	10,0 m

High Quality Extension Cable, PS/2

MiniDIN 6, male ⇔ MiniDIN 6, female

Cable 6-wire, assignment 1:1.

Double cable shielding.

Cable transparent.

Molded hoods, metallic shielding.

AK 323/GHQC	2,0 m
AK 528/GHQC	5,0 m

High Quality Extension Cable, PS/2

MiniDIN 6, male ⇔ MiniDIN 6, female

Cable 6-wire, assignment 1:1.

Double cable shielding.

Cable transparent.

Molded hoods, metallic shielding.

AK 678HQC	2,0 m
AK 679HQC	5,0 m

High Quality XGA Extension Cable

DSUB 15, male ⇔ DSUB 15, female

Cable 3 x coaxial, 4 x AWG 28, double cable shielding.

Separate shielding of the R-G-B signal wires.

2 x ferrite core, cable transparent.

AK 3220XF-HQC	1,0 m
AK 3730XF-HQC	3,0 m
AK 3740XF-HQC	5,0 m
AK 3750XF-HQC	10,0 m

High Quality XGA Connection Cable

DSUB 15, male ⇔ DSUB 15, male

Cable 3 x Koaxial, 4 x AWG 28, double cable shielding.

Separate shielding of the R-G-B signal wires.

2 x ferrite core, cable transparent.

AK 5320XF-HQC	1,8 m
AK 3760XF-HQC	3,0 m
AK 3770XF-HQC	5,0 m
AK 3780XF-HQC	10,0 m

High Quality USB Connection Cable

USB A, male ⇔ USB B, male

2 x AWG 24, 2 x AWG 28, double cable shielding.

Cable transparent.

Molded hoods, metallic shielding.

USB 2.0 compatible.

AK 672-1HQC	1,0 m
AK 672HQC	2,0 m
AK 672-5HQC	5,0 m

Keyboard Extension, Spiral

DIN 5-pin, male ⇔ DIN 5-pin, female

Spiralled left

Molded hoods.

Cable 5-wire.

Shielded, assignment 1:1.

AK 306	2,0 m

Keyboard Extension, Straight

DIN 5-pin, male ⇔ DIN 5-pin, female

Molded hoods.

Cable 5-wire.

Shielded, assignment 1:1.

AK 306/G	2,0 m
AK 307/G	5,0 m

PS/2 Extension Cable, Spiral

MiniDIN 6-pin, male ⇔ MiniDIN 6-pin, female

Spiralled right

Molded hoods.

Cable 6-wire.

Shielded, assignment 1:1.

AK 323	2,0 m
AK 528	5,0 m

PS/2 Extension Cable, Straight

MiniDIN 6-pin, male ⇔ MiniDIN 6-pin, female

Molded hoods.

Cable 6-wire.

Shielded, assignment 1:1.

AK 323/G	2,0 m
AK 528/G	5,0 m

PS/2 Connection Cable, Straight

MiniDIN 6, male ⇔ MiniDIN 6, male

Molded hoods.

Cable 6-wire.

Shielded, assignment 1:1.

AK 678 0,85M	0,85 m
AK 678 2M	2,00 m
AK 678 3M	3,00 m
AK 679	5,00 m

DIN to PS/2 Keyboard Adapter Cable, Straight

DIN 5-pin, male ⇔ MiniDIN 6-pin, female

Molded hoods.

Cable 4-wire.

Shielded, assignment : 1-5, 2-1, 4-3, 5-4.

AK 5230	0,15 m

PS/2 to DIN Keyboard Adapter Cable, Straight

DIN 5-pin, female ⇔ MiniDIN 6-pin, male

Molded hoods.

Cable 4-wire, shielded, assignment: 1-5, 2-1, 4-3, 5-4.

AK 530 0,15 m

PS/2 Connection Cable, Internal / External on Slot Bracket

MiniDIN 6-pin, female ⇔ socket connector 10-pin

Connection cable 0.25 m long.

AK PS2 0,25 m

Parallel Connection Cable, Internal / External on Slot Bracket

DSUB 25-pin, female ⇔ socket connector 26-pin

25-pin ribbon cable, AWG28, UL2651.

AK 331 0,25 m

Serial Connection Cable, Internal / External on Slot Bracket

DSUB 9-pin, male ⇔ socket connector 10-pin

25-pin ribbon cable, AWG28, UL2651.

AK 575 0,25 m

"Apple" Printer Cable, to Imagewriter II

MiniDIN 8-pin, male ⇔ MiniDIN 8-pin, male

Molded hoods.

Cable 8-wire.

Shielded.

Assignment: 1-2, 2-1, 3-5, 4-4, 5-3, 6-8, 7-7, 8-6, S-S.

AK 603 2,0 m

"Apple" to VGA Monitor Cable

DSUB 15-pin, male ⇔ HD DSUB 15-pin, female

Moulded hoods, with thumb screws

Assignment: 2-1, 5-2, 9-3, 15-13, 12-14, 1,6,13-6,7,8
11,14-5,10, S-S.

AK 6096 2,0 m

S-VHS Connection Cable, High Quality

4-pin S-VHS male ⇔ 4-pin S-VHS male

Metal plug, chrome-plated, gold-plated contacts,
Shielded.

AK-AV 506	1,50 m
AK-AV 507	5,00 m
AK-AV 512	10,00 m

S-VHS Connection Cable, High Quality

4-pin S-VHS male ⇔ 4-pin S-VHS coupler

Metal plug, chrome-plated, gold-plated contacts,
Shielded.

AK-AV 508	1,50 m
AK-AV 509	5,00 m

S-VHS and Stereo Connection Cable, High Quality

4-pin S-VHS male / 2 x cinch male ⇔ 4-pin S-VHS coupler / 2 x cinch male

Metal plug, chrome-plated, gold-plated contacts,
Shielded.

AK-AV 510	2,00 m
AK-AV 511	5,00 m

Video Connection Cable, High Quality

Scart male ⇔ Scart male

Type "U"
Metal plug, chrome-plated, gold-plated contacts,
Shielded.

AK-AV 520	2,0 m
AK-AV 521	5,0 m



Video/Audio Connection Cable, High Quality

Scart male ⇔ 6 x cinch male
1 x video, 2 x audio

Metal plug, chrome-plated, gold-plated contacts,
Shielded.

AK-AV 522	2,0 m
AK-AV 523	5,0 m

Video/Audio Connection Cable, High Quality

Scart male ⇔ 3 x cinch male
Video / audio IN/OUT (camcorder).
With switch.

Metal plug, chrome-plated, gold-plated contacts,
Shielded.

AK-AV 524	2,0 m
AK-AV 525	5,0 m

Video/Audio Connection Cables, High Quality

Scart male ⇔ 4-pin S-VHS male / 2 x cinch male
Video / audio IN/OUT.
With switch.

Metal plug, chrome-plated, gold-plated contacts,
Shielded.

AK-AV 526	2,0 m
AK-AV 527	5,0 m

Video Connection Cable, High Quality

Scart male ⇔ 4-pin S-VHS male

Metal plug, chrome-plated, gold-plated contacts,
Shielded.

AK-AV 528	2,0 m
AK-AV 529	5,0 m

Scart Adapter

Scart male ⇔ 3 x cinch couplers / 4-pin S-VHS coupler

IN/OUT switch.
Gold-plated contacts.
Metallised housing.

AB-AV 500	
AB-AV 500LC	Plastic

Scart Switch Box, 2-fold

- Connection of 2 video sources to one TV / monitor.
- 3 x Scart female.
- 1 x manual switch for switching between the inputs.
- 1 x output for TV / monitor.
- 2 x input for video recorder, camera or satellite receiver
- Alternating dubbing option between the two inputs.
- S-VHS replay possible through one input.

AB-AV501

Scart + Audio Switch Panel, 3-fold

- Connection of 3 video sources to one TV / monitor.
- VHS, S-VHS, Video 8 and HI 8 compatible.
- Input RGB signal switchable.
- Scart and cinch (video, audio L/R) output for monitor / TV connection.
- Dubbing option between the inputs (1-2, 1-3).
- Monitor function (cinch: video, audio L/R) for direct observation of the recording.
- 4 x Scart female
- 6 x Cinch female

AB-AV502

Stereo Connection Cable, High Quality

2 x cinch male ⇔ 2 x cinch male

Metal plug, chrome-plated, gold-plated contacts,
Shielded.

AK-AV 500	1,50 m
AK-AV 501	5,00 m

Stereo Connection Cable, High Quality

Cinch male ⇔ cinch male

Metal plug, chrome-plated, gold-plated contacts,
Shielded.

AK-AV 502	1,50 m
AK-AV 503	5,00 m

Stereo Connection Cable, High Quality

3 x cinch male ⇔ 3 x cinch male

Metal plug, chrome-plated, gold-plated contacts, shielded.

AK-AV 504	1,50 m
AK-AV 505	5,00 m

Digital Audio Cable, High Quality

Fibre optic cable for connection of digital audio devices.

Plug connector: Toslink - Toslink
Plug tips: Gold-plated
Hoods: Metal, nickel colours, matte
Cable: Anthracite
Diameter: 10.0 mm

AK OFC-3	1,0 m
AK OFC-32	2,0 m
AK OFC-33	3,0 m

Digital Audio Cable, High Quality

Fiber optic cable, for connection of digital audio devices.

Plug connector: Toslink - Toslink.
Plug tips: Gold-plated
Hoods: Metal, nickel colours,
Cable: Blue.
Diameter: 10.0 mm.

AK OFC-4	1,0 m
AK OFC-42	2,0 m
AK OFC-43	3,0 m

Loudspeaker Cable, Transparent

Unshielded, PVC sheath, 100 m roll.
2-wires, 2 x 1.5 mm² / 2.5 mm²

AK-AV 400 = 1.5 mm²
AK-AV 401 = 2.5 mm²

AK-AV 400	
AK-AV 401	

TV COAXIAL CONNECTION CABLE, 75 OHM

AK-TVSB-001	1.0m
AK-TVSB-002	2.0m
AK-TVSB-005	5.0m
AK-TVSB-010	10.0m
AK-TVSB-001HQC	1.0m
AK-TVSB-002HQC	2.0m
AK-TVSB-005HQC	5.0m
AK-TVSB-010HQC	10.0m

Antenna male straight 9.5mm -> Antenna female straight 9.5mm; Colour: white;
Inner conductor: Cu bare 0.5mm; 1. Shielding: doubled AL foil; 2nd shielding: Cu braid 64x0,12; Shielding attenuation: 90dB

AK-TVBS-xxxHQC:
High quality design incolour: black; contacts gold-plated

TV COAXIAL CONNECTION CABLE, 75 OHM

AK-TVSBW-001	1.5m
AK-TVSBW-002	2.5m
AK-TVSBW-005	5.0m
AK-TVSBW-010	10.0m

Antenna male straight 9.5mm -> Antenna female angled 9.5mm
Colour: white
Inner conductor: Cu bare 0.5mm
1st shielding: doubled AL foil
2st shielding: Cu braid 64x0.12
Shielding attenuation: 90dB

TV COAXIAL RAW CABLE, 75 OHM

AK-TV066-025	25.0m
AK-TV066-050	50.0m
AK-TV066-100	100.0m

Colour: white; Material: PVC; Sheath diameter: 6.6mm; ring-packed; Inner conductor: Cu 0.7mm; Insulation: PE 4.4mm; 1st shielding: AL foil double-lined; 2nd shielding: Cu braid 48x0.12; Shielding attenuation: 80dB
Attenuation at 20 °C in dB/100m:

100 MHz - 7.0 dB	1000 MHz - 25.0 dB
200 MHz - 10.6 dB	1350 MHz - 30.8 dB
300 MHz - 12.3 dB	1750 MHz - 34.5 dB
500 MHz - 16.5 dB	2050 MHz - 38.5 dB
800 MHz - 22.2 dB	

SAT COAXIAL ANTENNA CONNECTION CABLE, 75 OHM

AK-SAT-001	1.5m
AK-SAT-002	2.5m
AK-SAT-005	5.0m
AK-SAT-010	10.0m

F male straight -> F male straight
Colour: white
Inner conductor: Cu bare 1.1mm
1st shielding: doubled AL foil
2nd shielding: Cu braid 64x0.12
Shielding attenuation: 90dB

SAT COAXIAL ANTENNA CONNECTION CABLE, 75 OHM

AK-SAT-001HQC	1.5m
AK-SAT-002HQC	2.5m
AK-SAT-005HQC	5.0m
AK-SAT-010HQC	10.0m

F male straight -> F male straight, high quality
Colour: black
Contacts gold-plated
Inner conductor: Cu bare 1.1mm
1st shielding: doubled AL foil
2nd shielding: Cu braid 64x0.12
Shielding attenuation: 90dB

SAT COAXIAL RAW CABLE, 75 OHM

AK-SAT068-025	25.0m
AK-SAT068-050	50.0m
AK-SAT068-100	100.0m

Colour: white; Material: PVC; Sheath diameter: 6.8mm; ring-packed; Inner condutor: Cu 1.1mm; Insulation: cell PE 5.0mm; 1st shielding: AL foil double-lined; 2nd shielding: Cu braid 64x0.12; Shielding attenuation: 85dB
Attenuation at 20 °C in dB/100m:

100 MHz - 5.9dB	1000 MHz - 19.8dB
200 MHz - 7.9dB	1350 MHz - 23.9dB
300 MHz - 10.0dB	1750 MHz - 26.9dB
500 MHz - 13.6dB	2050 MHz - 30.8dB
800 MHz - 17.4dB	

Coaxial Male, 9.5 mm

Colour: white
Shielding attenuation: 75dB
Screwable

A-TVSG: Straight design
A-TVSW: Angled design

A-TVSG
A-TVSW

Coaxial Female, 9.5 mm

Colour: white
Shielding attenuation: 75dB
Screwable

A-TVBG: Straight design
A-TVBW: Angled design

A-TVBG
A-TVBW

COAXIAL CABLE CONNECTOR

Shielding attenuation: 75dB
Unshielded

A-TVKV

F Male, 6.8mm

Plug length 20mm, milled version.
Cable diameter: 6,8mm
Twist-on diameter: 6.57mm
Dielectric diameter: 4.80mm
Without rings

A-SATS-068HQC: Gold-plated design
A-SATS-068: Nickel-plated design

A-SATS-068HQC
A-SATS-068

F Connector

F female to F female

A-SATKV-BB

WATER PROTECTION CAP

A-SAT-WS: Water protection for F male, rubber boot
A-SAT-WSG: Water protection cap, gel-filled

A-SAT-WS
A-SAT-WSG

Stereo Connection Cable

3-pin 3.5 mm stereo male ⇔ 3.5 mm stereo male

AK-AV 100	1,50 m
AK 203/MM	2,0 m

Stereo Extension Cable

3.5 mm male ⇔ 3.5 mm male

AK 203	2,5 m

Stereo Connection Cable

3.5mm male ⇔ 2 x cinch male

Cinch male = 1 x red, 1 x white.

AK 243-015	1,5 m
AK 243	2,0 m
AK 243-025	2,5 m
AK 243-050	5,0 m
AK 243 10M	10,0 m

Stereo Connection Cable

3.5 mm male ⇔ 2 x cinch female

Cinch female = 1 x red, 1 x white.

Molded hoods.

AK 244	2,0 m

Stereo Connection Cable

2 x cinch male/2x cinch female (family plug) ⇔ 2 x cinch male



AK-AV 206	1,50 m

Stereo Connection Cable, High Quality

2 x cinch male ⇔ 2 x cinch male metal plug.

AK-AV 207	1,5 m

Stereo Connection Cable

Cinch male ⇔ cinch male

AK-AV 200	1,50 m
AK-AV 201	2,50 m

Cinch Extension Cable

Cinch male ⇔ Cinch female

AK-AV 202	2,50 m

Cinch Connection Cable

2 x cinch male ⇔ 2 x cinch male

Molded hoods.

AK CHMM-015	1,5 m
AK CHMM	2,0 m
AK CHMM-025	2,5 m
AK CHMM-50	5,0 m

Cinch Extension Cable

2 x cinch male ⇔ 2 x cinch female

Molded hoods.

AK CHMF-015	1,5 m
AK CHMF	2,0 m
AK CHMF-025	2,5 m
AK CHMF-050	5,0 m

MIDI Adapter Cable

Connection to the game port of a sound card with MIDI support. Makes available a bypassed joystick connection as well as “MIDI-IN” and “MIDI-OUT”. Molded hoods, with integrated electronics.

DSUB 15-pin, male ⇔DSUB 15-pin Female + 2 x DIN 5-pin, male

AK 240/NEW	2,0 m



Midi Interface Cable

DIN 5-pin, male ⇔ DIN 5-pin, male

Molded hoods.

Cable 5-wire, shielded.

Assignment 1:1.

AK 304	2,0 m
AK 305	5,0 m

Scart Cable
2 x Scart male, 21-pin, shielded cable.

AK 390	1,5 m

Premium Scart Cable
2 x scart male, 21-pin, double shielded cable.

AK 313	1,5 m
AK 315	2,5 m

Scart Audio Cable
Scart male, 21-male ⇔ 2 x cinch, for audio stereo

AK 391	1,5 m

Scart Video Cable
Scart male, 21-pin ⇔ 3 x cinch, video (RCA) + audio/stereo

AK392	1,5 m

Scart Video Audio Cable
Scart male, 21-pin ⇔ 6 x cinch, video (RCA) in/out + audio/stereo in/out

AK 393	1,5 m

SVHS Connection Cable
MiniDIN 4 male ⇔ MiniDIN 4 male, color black

AK 395-15	1,5 m
AK 395	2,0 m
AK 395-50	5,0 m
AK 395-100	10,0 m

Scart Adapter
1 x male ⇔ 3 x cinch, video (RCA) audio stereo output

AB 315	Scart Adapter

Scart Splitter
1 x male/in ⇔ 2 x female/out, 2-fold scart splitter

AB 316	1,5 m

Digital Audio Cable with Adapter

Fiber optic cable, for connection of digital audio devices.

Connector: Toslink - Toslink.
Adapter: To mini plug 3.5 mm, black.
Hoods: Plastic, black.
Cable: Black.
Diameter: 4.0 mm.

AK OFC-2	1,0 m
AK OFC-22	2,0 m
AK OFC-23	3,0 m

Digital Audio Cable

Fiber optic cable, for connection of digital audio devices.

Connector: Toslink - mini plug 3.5 mm.
Connector ends: Gold-plated.
Hoods: Plastic, black.
Cable: Black.
Diameter: 4.0 mm.

AK OFC-1	1,0 m
AK OFC-12	2,0 m
AK OFC-13	3,0 m

Audio Adapter

AB-AV 100 2-pin 6.3 mm male ⇔ cinch female
AB-AV 102 2-pin 3.5 mm male ⇔ cinch female

AB-AV 100
AB-AV 102

Audio Adapter

AB-AV 101 2-pin 3.5 mm male ⇔ 3-pin 6.3 mm female
AB-AV 103 3-pin 3.5 mm stereo male ⇔ 3-pin 6.3 mm stereo female

AB-AV 101
AB-AV 103

Audio Adapter

AB-AV 104 3-pin 6.3 mm stereo male ⇔ 2 x 3.5 mm stereo female
AB-AV 105 3.5 mm stereo male ⇔ 2 x 3.5 mm stereo female

AB-AV 104
AB-AV 105

Audio Adapter

AB-AV 106 3.5 mm male ⇔ 2 x cinch female
AB-AV 107 2-pin 3.5 mm male ⇔ 2-pin 6.3 mm female

AB-AV 106
AB-AV 107

Audio Adapter

Cinch male ⇔ 2-pin 6.3 mm female

AB-AV 200

Audio Adapter

2-pin 3,5 mm Cinch male ⇔ female

AB-AV 201

CD-ROM Audio Connection Cable

4-pin, female, 2,54 mm ⇔ 4-pin, female, 2.54 mm

UL2547 cable, 3-wire.

Assignment: 1-4, 3-2, 4-1.



AK 2525 0,50 m

CD-ROM Audio Connection Cable

4-pin, female, 2 mm ⇔ 4-pin, female, 2.54 mm

UL2547 cable, 3-wire.

Assignment: 1-4, 2-2, 3-1.



AK 2524 0,50 m

CD-ROM Audio Connection Cable, 4-fold

4-pin, female, snap-in, 2.54 mm ⇔
1 x 4-pin, female, snap-in, 2.54 mm
1 x 5-pin, female, 2.54 mm
2 x 4-pin, female, 2 mm

UL2547 cable, 3-wire.



AK 615 0,50 m

CD-ROM Audio Connection Cable, 3-fold

4-pin, female, snap-in, 2.54 mm ⇔
1 x 4-pin, female, 2.54 mm
1 x 4-pin, female, 2 mm
1 x 4-pin, female, 2 mm

UL2547 cable, 3-wire.

AK 616 0,50 m

Internal S/P-DIF Audio Cable

Unidirectional digital audio cable for connection of CD-ROM, DVD drives to a sound card with S/P-DIF interface (Sony / Philips Digital Interface).
As per IEC 958 standard.

Transmission:	1 x stereo channel in 16 / 20 / 24 Bit
Resolution sample rate:	32, 44.1, 48 kHz
Bit rate:	3.072 Mb/s

AK 2526DVD Internal audio cable.

CD ROM Audio Mixer

Internal adapter that allows the simultaneous connection of two CD-ROM drives / CD burners to a sound card.

Molded, shielded housing.



AB CDMIX

Y-Power Cord

Powers two devices from one power plug.
UL/CSA tested, 10 A, 125 V

1 x Power plug ⇔ 2 x straight connector

AK 500/Y-U 2 m



Power Cord

Power plug ⇔ IEC connector
straight angled

UL/CSA tested, 10 A, 125 V

AK 500/U-1 2 m

Power Cord

Power plug ⇔ IEC connector
straight straight

UL/CSA tested, 10 A, 125 V

AK 500/U-2 2 m

Power Cord

power plug ⇔ figure 8 device connector
straight straight

UL/CSA tested

AK 500/U-3 2 m

Power Cord Extension Cable

IEC plug ⇔ IEC socket
straight straight

UL/CSA tested, 10 A, 125 V

AK 500/U-4 2 m

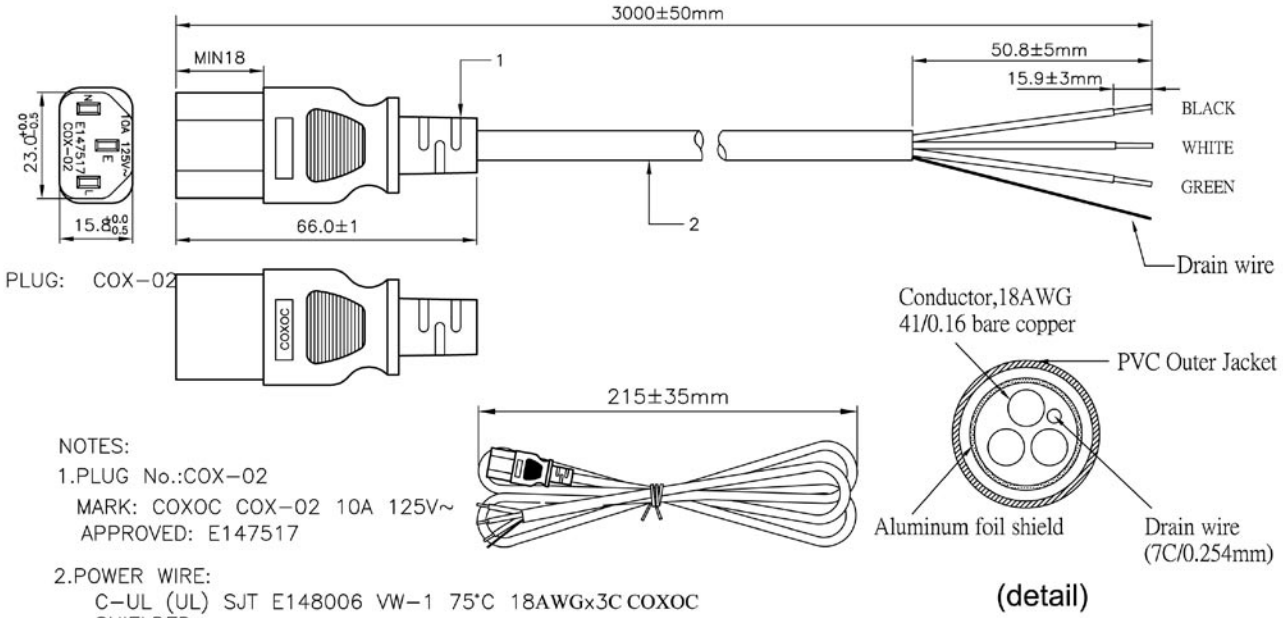

NOTES:

1.PLUG No.:COX−02
MARK: COXOC COX−02 10A 125V~
APPROVED: E147517

2.POWER WIRE:
C−UL (UL) SJT E148006 VW−1 75°C 18AWGx3C COXOC
SHIELDED
JACKET COLOR: BLACK
INSULATION COLOR: BLACK,WHITE,GREEN.

3.JACKET TO BE STRIPPED BACK 50.8mm TO EXPOSE CONDUCTORS.

4.CONDUCTOR TO BE STRIPPED BACK 15.9mm TO EXPOSE STRAND COPPER AS SHOWN.

AK-500-OE-9-3

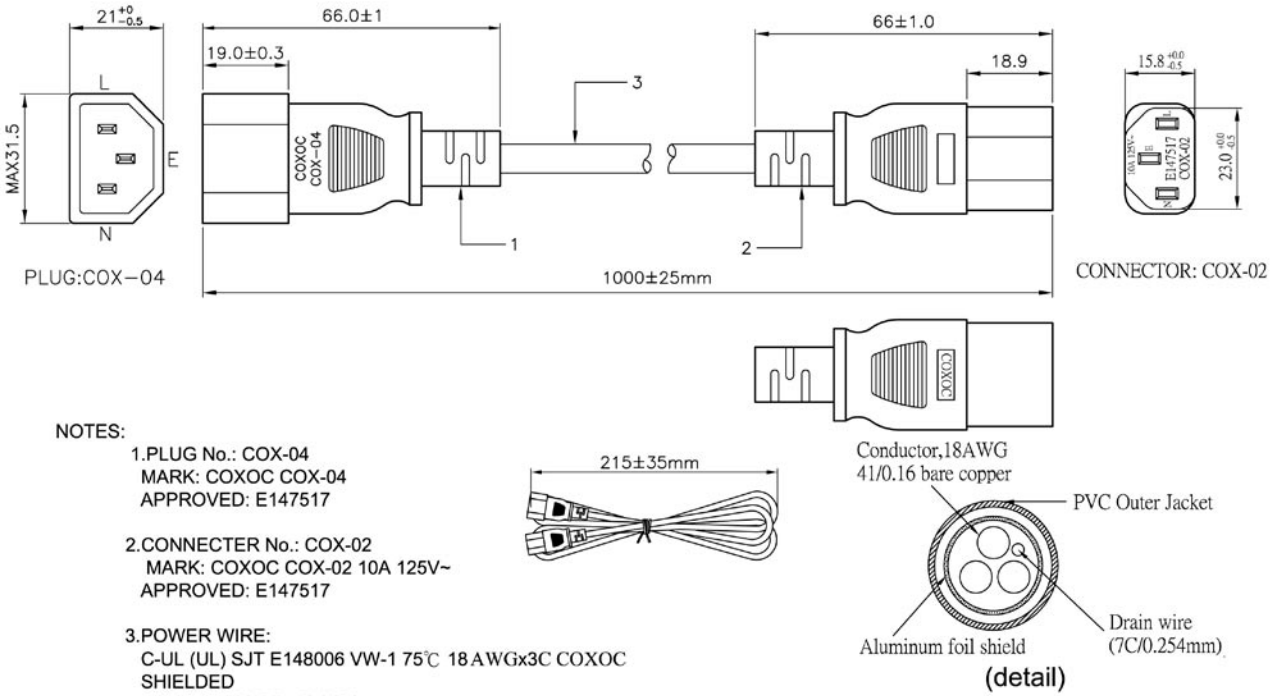

NOTES:

1.PLUG No.: COX-04
MARK: COXOC COX-04
APPROVED: E147517

2.CONNECTER No.: COX-02
MARK: COXOC COX-02 10A 125V~
APPROVED: E147517

3.POWER WIRE:
C-UL (UL) SJT E148006 VW-1 75℃ 18AWGx3C COXOC
SHIELDED
JACKET COLOR: BLACK
INSULATION COLOR: BLACK,WHITE,GREEN.

AK-500-JC-5-1

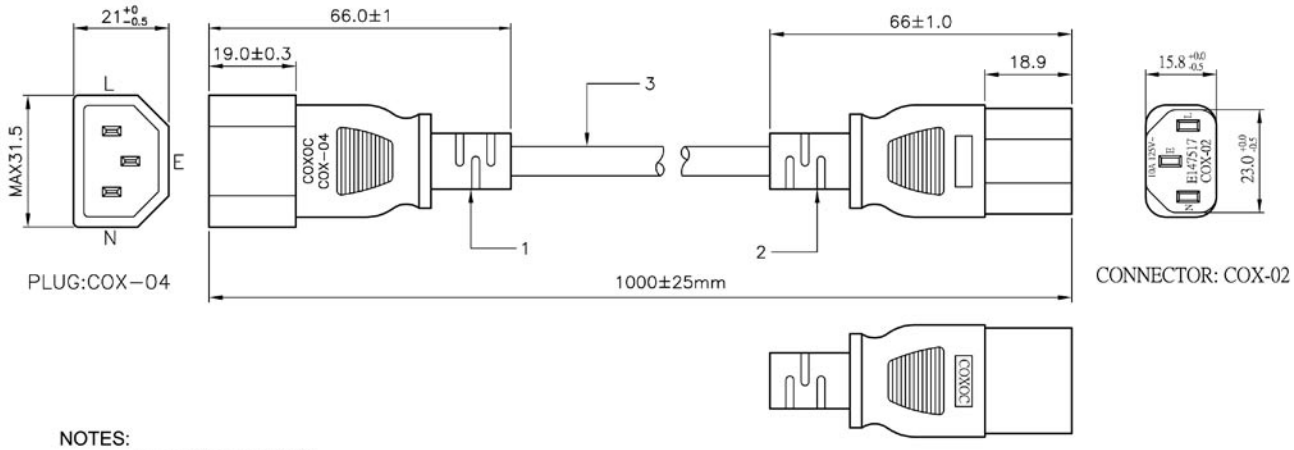

NOTES:

1.PLUG No.: COX-04
MARK: COXOC COX-04
APPROVED: E147517

2.CONNECTER No.: COX-02
MARK: COXOC COX-02 10A 125V~
APPROVED: E147517

3.POWER WIRE:
C-UL (UL) SJT E148006 VW-1 75℃ 18AWGx3C COXOC
JACKET COLOR: BLACK
INSULATION COLOR: BLACK,WHITE,GREEN.

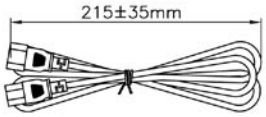

AK-500-JC-6-1

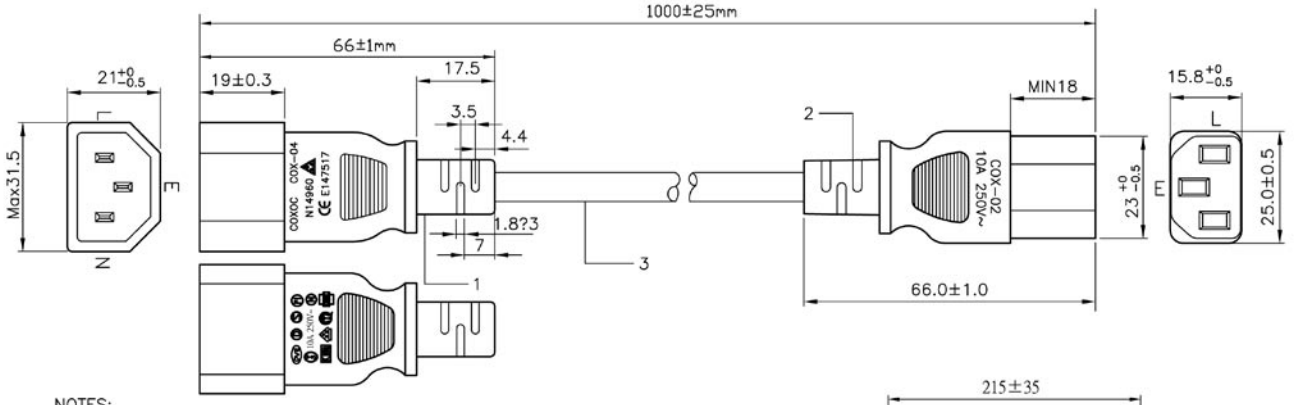

NOTES:

1.PLUG NO:COX−04
MARK:COXOC COX−04 10A 250V~
APPROVED: E147517 ÖVE N14960 CE

2.CONNECTOR NO:COX−02
MARK: COXOC COX−02 10A 250V~ 10A 125V~
APPROVED: E147517 ÖVE N14960 CE

3.POWER WIRE: C−UL (UL) SVT E148006 VW−1 75°C 18AWGx3C COXOC
<VDE> H05VV−F 3G0.75mm² COXOC ÖVE
CEBEC KEMA−KEUR IEMMEQU.
COLOR: BLACK
INSULATION COLOR:BROWN,BLUE,YELLOW/GREEN.

AK-500-OE-11-1

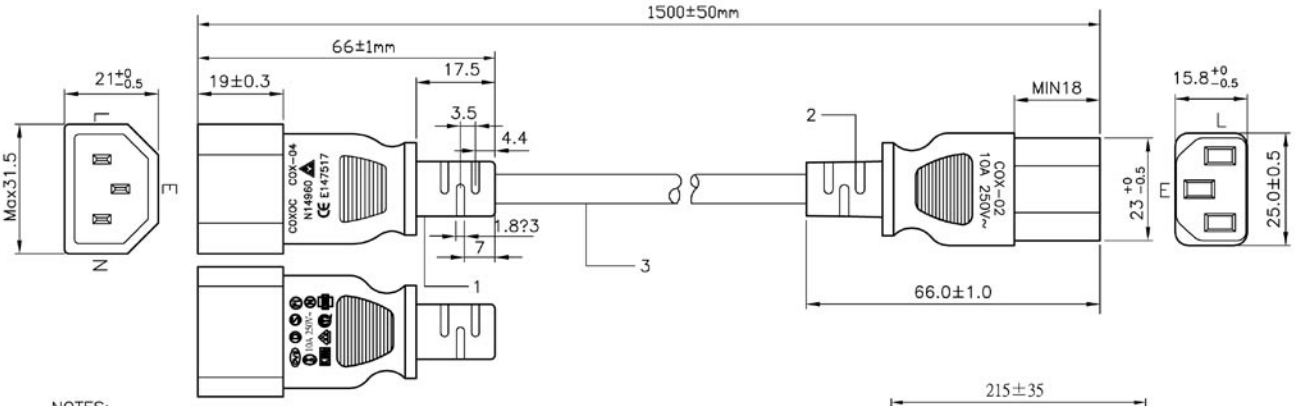

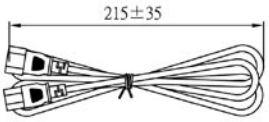

NOTES:

1.PLUG NO:COX−04
MARK:COXOC COX−04 10A 250V~
APPROVED: E147517 ÖVE N14960

2.CONNECTOR NO:COX−02
MARK: COXOC COX−02 10A 250V~ 10A 125V~
APPROVED: E147517 ÖVE N14960

3.POWER WIRE: C−UL (UL) SVT E148006 VW−1 75°C 18AWGx3C COXOC
⊲VDE ⊳ H05VV−F 3G0.75mm² COXOC ÖVE
CEBEC KEMA−KEUR IEMMEQU.
COLOR: BLACK
INSULATION COLOR:BROWN,BLUE,YELLOW/GREEN.

AK-500-OE-11-1-5

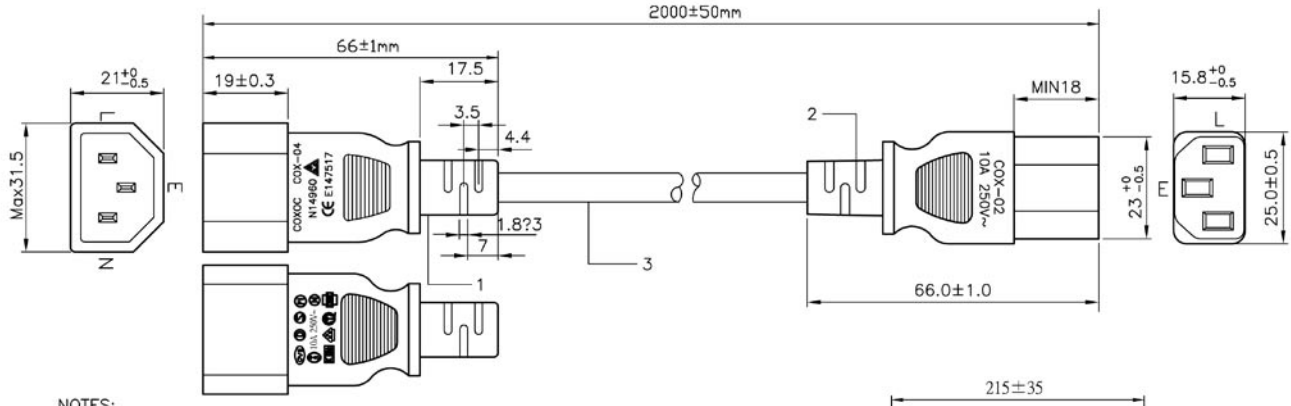

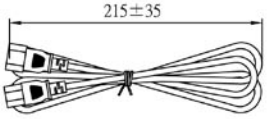

NOTES:

1.PLUG NO:COX−04
MARK:COXOC COX−04 10A 250V~
APPROVED: E147517 ÖVE N14960

2.CONNECTOR NO:COX−02
MARK: COXOC COX−02 10A 250V~ 10A 125V~
APPROVED: E147517 ÖVE N14960

3.POWER WIRE: C−UL (UL) SVT E148006 VW−1 75°C 18AWGx3C COXOC
⊲VDE ⊳ H05VV−F 3G0.75mm² COXOC ÖVE
CEBEC KEMA−KEUR IEMMEQU.
COLOR: BLACK
INSULATION COLOR:BROWN,BLUE,YELLOW/GREEN.

AK-500-OE-11-2

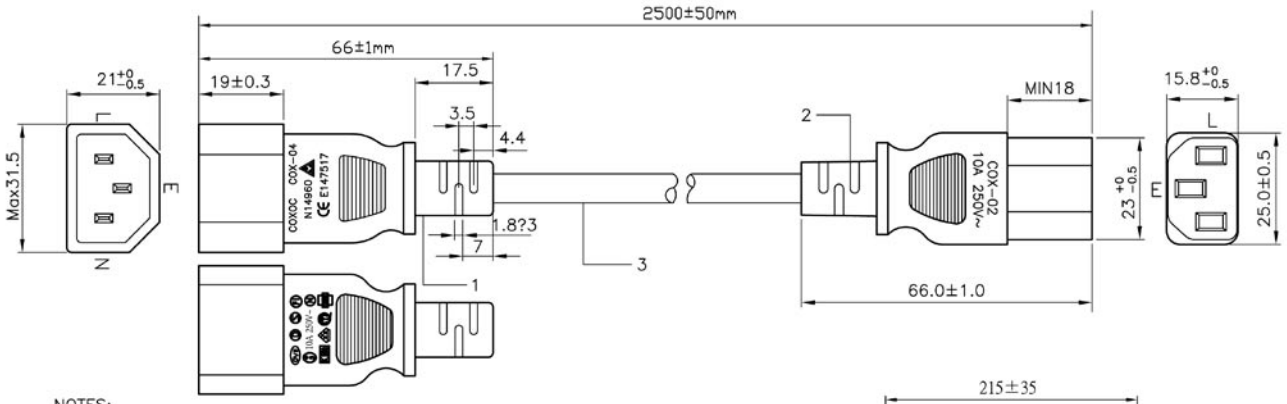

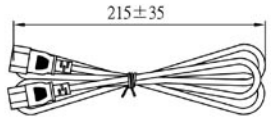

NOTES:
1.PLUG NO:COX−04
MARK:COXOC COX−04 10A 250V~
APPROVED: E147517 ÖVE N14960 CE
2.CONNECTOR NO:COX−02
MARK: COXOC COX−02 10A 250V~ 10A 125V~
APPROVED: E147517 ÖVE N14960 CE
3.POWER WIRE: C−UL (UL) SVT E148006 VW−1 75°C 18AWGx3C COXOC
⊲VDE⊳ H05VV−F 3G0.75mm² COXOC ÖVE
CEBEC KEMA−KEUR IEMMEQU.
COLOR: BLACK
INSULATION COLOR:BROWN,BLUE,YELLOW/GREEN.

AK-500-OE-11-2-5

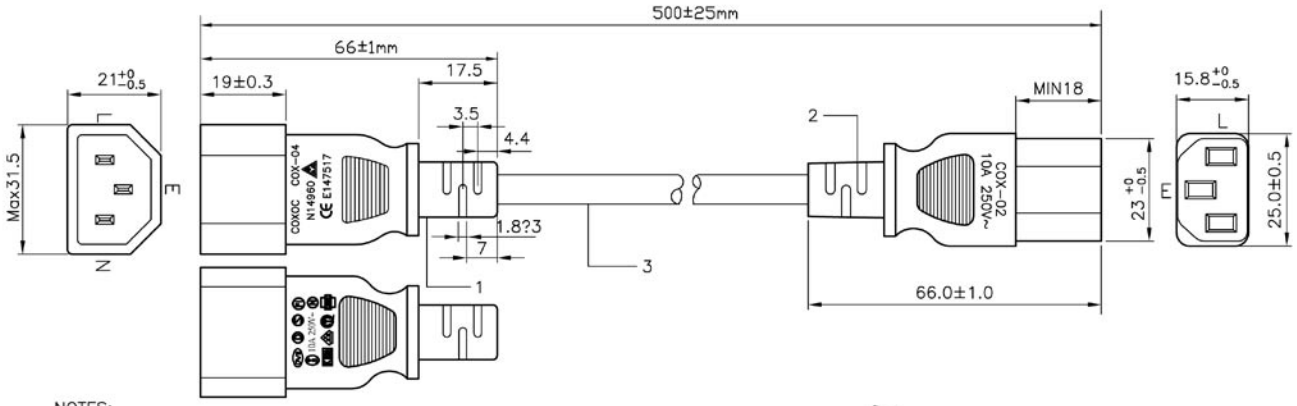

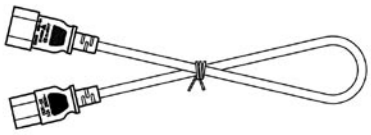

NOTES:
1.PLUG NO:COX−04
MARK:COXOC COX−04 10A 250V~
APPROVED: E147517 ÖVE N14960 CE
2.CONNECTOR NO:COX−02
MARK: COXOC COX−02 10A 250V~ 10A 125V~
APPROVED: E147517 ÖVE N14960 CE
3.POWER WIRE: C−UL (UL) SVT E148006 VW−1 75°C 18AWGx3C COXOC
⊲VDE⊳ H05VV−F 3G0.75mm² COXOC ÖVE
CEBEC KEMA−KEUR IEMMEQU.
COLOR: BLACK
INSULATION COLOR:BROWN,BLUE,YELLOW/GREEN.

AK-500-OE-11-5

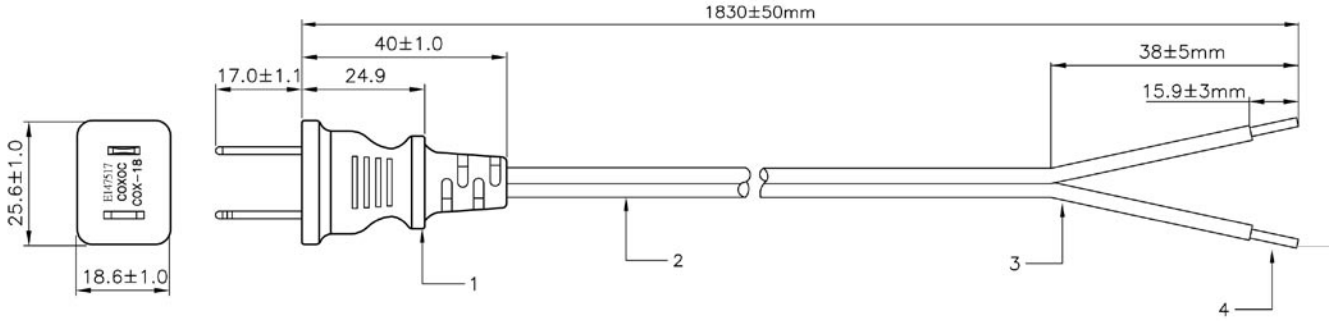

NOTES:

1.PLUG NO: COX-18
MARK: COXOC COX-18
APPROVED: E147517
(BLADE MATERAL:BARSS PLATING NICKEL
POLARIZED)

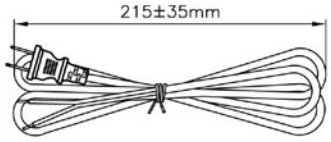

2.POWER WIRE:
C-UL (UL) SPT-1 E148006 VW-1 75℃ 18AWG×2C COXOC
JACKET COLOR: BLACK

3.THE END TO BE RIVED OFF 38mm.

4.JACKET TO BE STRIPPED BACK 15.9mm TO EXPOSE STRAND
COPPER AS SHOWN.

AK-500-OE-12-6F

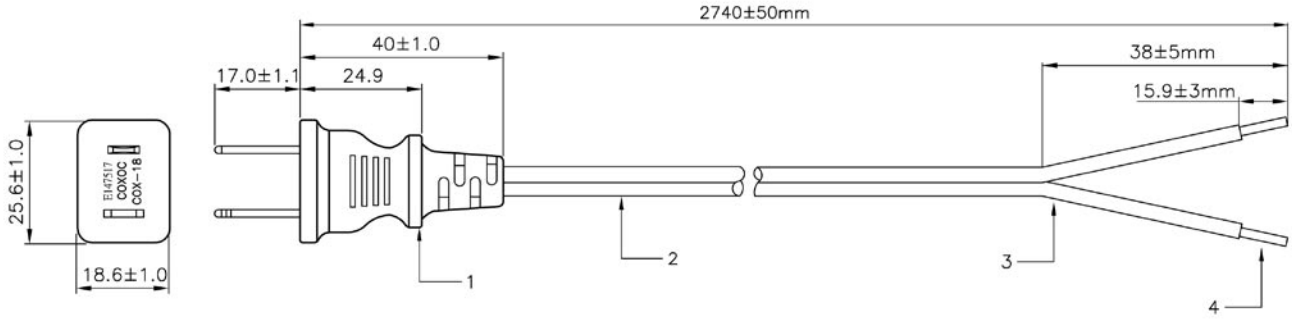

NOTES:

1.PLUG NO: COX-18
MARK: COXOC COX-18
APPROVED: E147517
(BLADE MATERAL:BARSS PLATING NICKEL
POLARIZED)

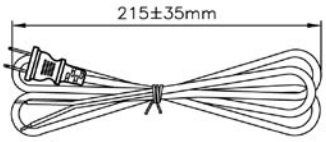

2.POWER WIRE:
C-UL (UL) SPT-1 E148006 VW-1 75℃ 18AWG×2C COXOC
JACKET COLOR: BLACK

3.THE END TO BE RIVED OFF 38mm.

4.JACKET TO BE STRIPPED BACK 15.9mm TO EXPOSE STRAND
COPPER AS SHOWN.

AK-500-OE-12-9F

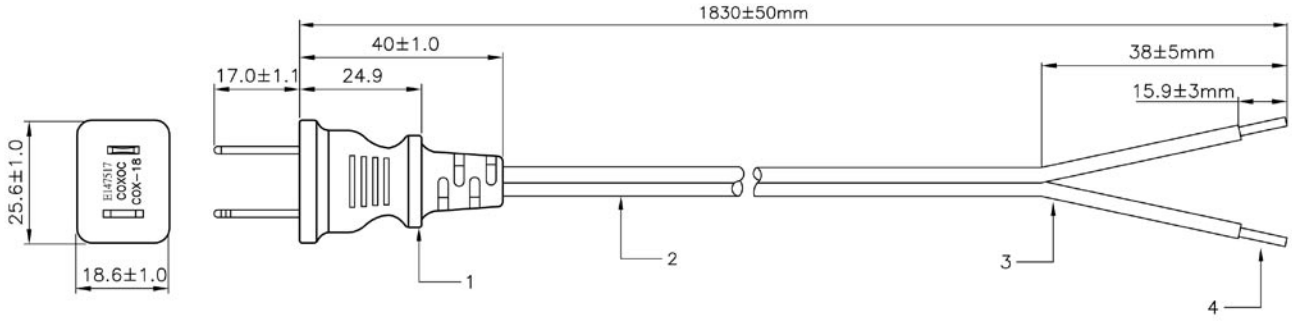

NOTES:

1.PLUG NO: COX-18
MARK: COXOC COX-18
APPROVED: E147517
(BLADE MATERAL:BARSS PLATING NICKEL
POLARIZED)

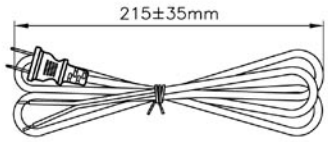

2.POWER WIRE:
C-UL (UL) SPT-2 E148006 VW-1 75℃ 18AWG×2C COXOC
JACKET COLOR: BLACK

3.THE END TO BE RIVED OFF 38mm.

4.JACKET TO BE STRIPPED BACK 15.9mm TO EXPOSE STRAND
COPPER AS SHOWN.

AK-500-OE-13-6F

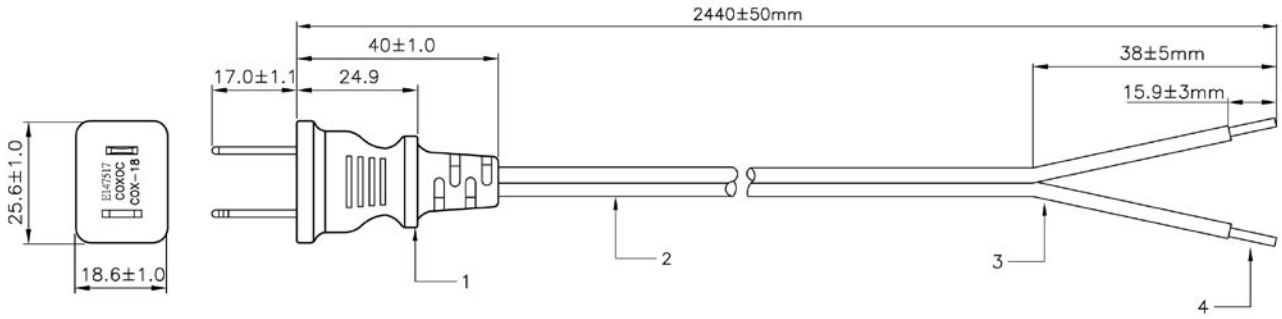

NOTES:

1.PLUG NO: COX-18
MARK: COXOC COX-18
APPROVED: E147517
(BLADE MATERAL:BARSS PLATING NICKEL
POLARIZED)

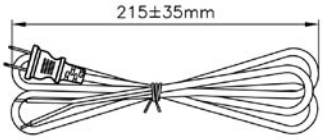

2.POWER WIRE:
C-UL (UL) SPT-2 E148006 VW-1 75℃ 18AWG×2C COXOC
JACKET COLOR: BLACK

3.THE END TO BE RIVED OFF 38mm.

4.JACKET TO BE STRIPPED BACK 15.9mm TO EXPOSE STRAND
COPPER AS SHOWN.

AK-500-OE-13-8F

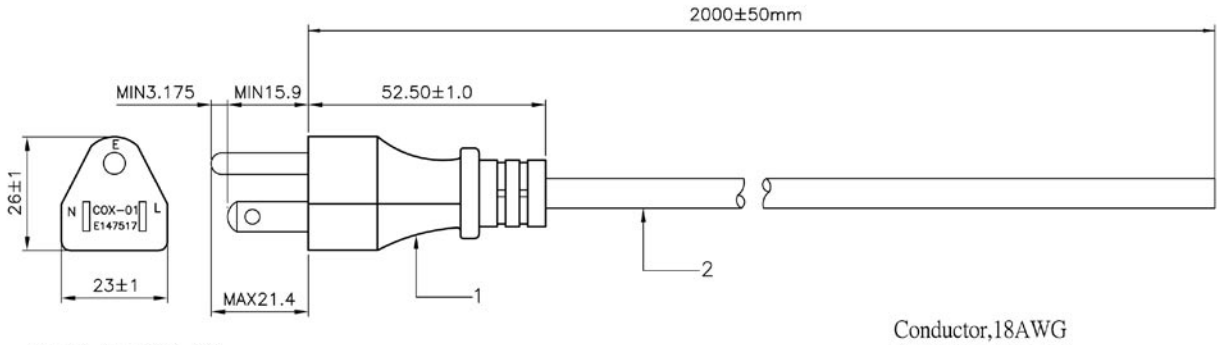

PLUG No.:COX-01

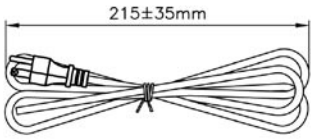

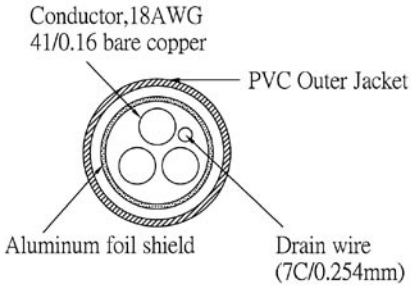

(detail)

NOTES:

1.PLUG NO. : COX-01
MARK:COXOC COX-01
APPROVED: E147517

2.POWER WIRE:
C-UL (UL) SVT E148006 VW-1 75℃ 18AWG×3C COXOC
SHIELDED
JACKET COLOR: BLACK
INSULATION COLOR: BLACK,WHITE,GREEN.

3. THE END TO BE CUT ONLY.

AK-500-OE-5-2

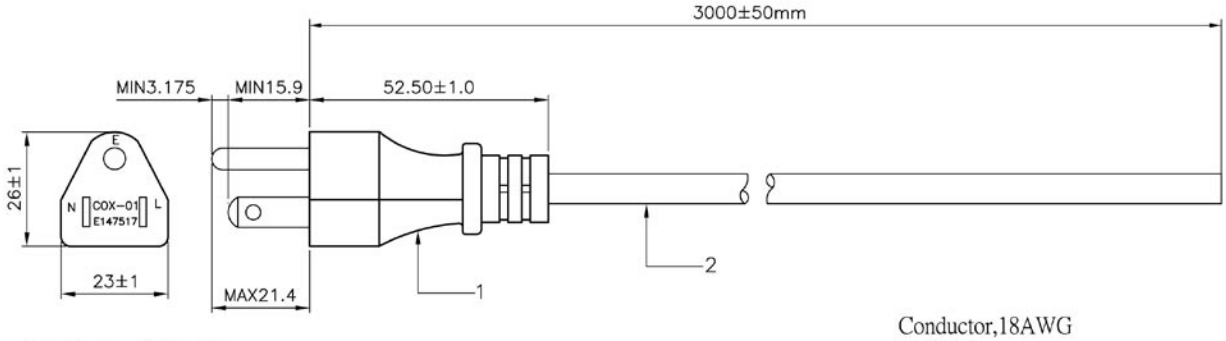

PLUG No.:COX-01

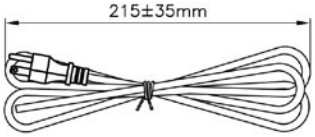

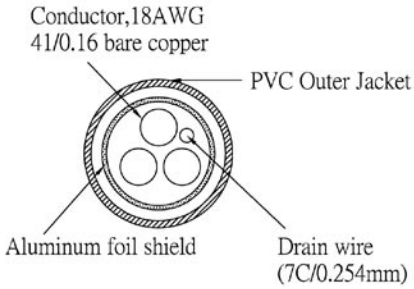

(detail)

NOTES:

1.PLUG NO. : COX-01
MARK:COXOC COX-01
APPROVED: E147517

2.POWER WIRE:
C-UL (UL) SVT E148006 VW-1 75℃ 18AWG×3C COXOC
SHIELDED
JACKET COLOR: BLACK
INSULATION COLOR: BLACK,WHITE,GREEN.

3. THE END TO BE CUT ONLY.

AK-500-OE-5-3

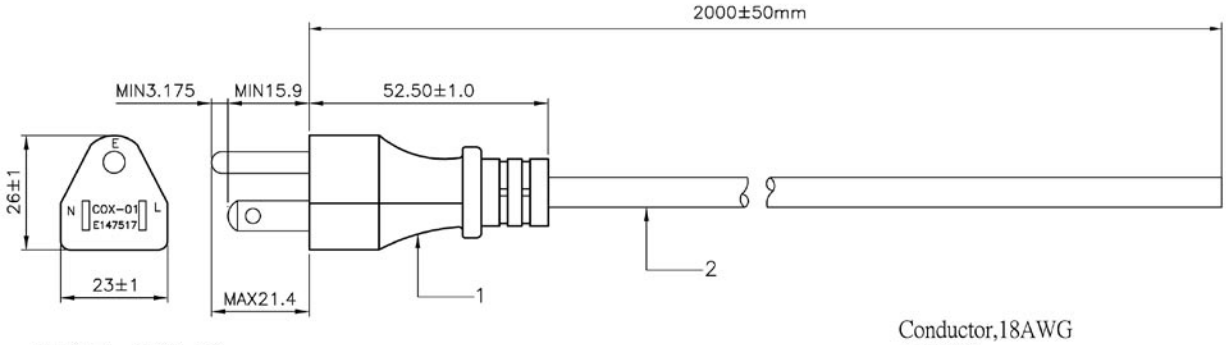

PLUG No.:COX−01

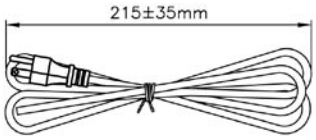

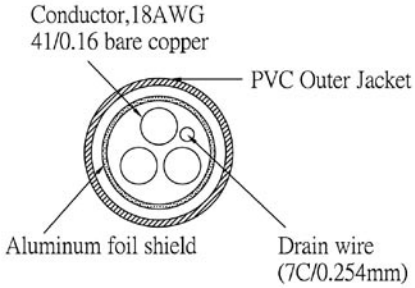

(detail)

NOTES:

1.PLUG NO. : COX-01
MARK:COXOC COX-01
APPROVED: E147517

2.POWER WIRE:
C-UL (UL) SJT E148006 VW-1 75℃ 18AWG×3C COXOC
SHIELDED
JACKET COLOR: BLACK
INSULATION COLOR: BLACK,WHITE,GREEN.

3. THE END TO BE CUT ONLY.

AK-500-OE-6-2

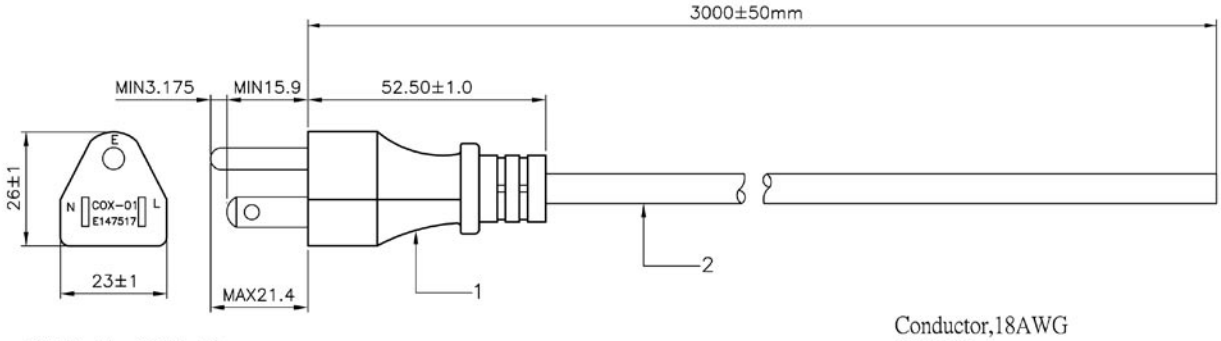

PLUG No.:COX−01

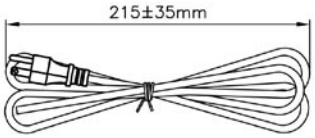

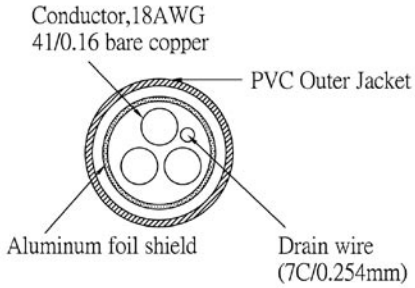

(detail)

NOTES:

1.PLUG NO. : COX-01
MARK:COXOC COX-01
APPROVED: E147517

2.POWER WIRE:
C-UL (UL) SJT E148006 VW-1 75℃ 18AWG×3C COXOC
SHIELDED
JACKET COLOR: BLACK
INSULATION COLOR: BLACK,WHITE,GREEN.

3. THE END TO BE CUT ONLY.

AK-500-OE-6-3

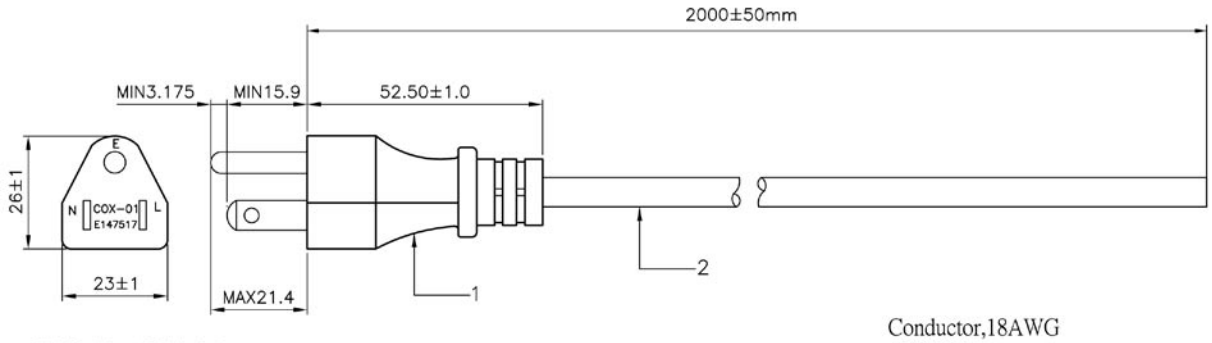

PLUG No.:COX-01

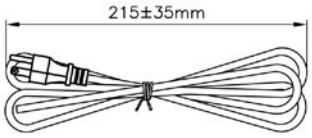

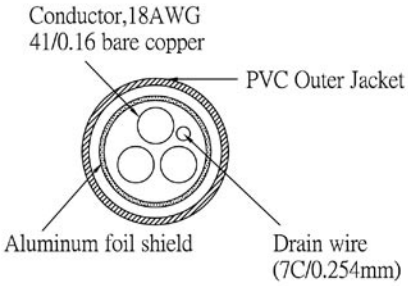

(detail)

NOTES:

1.PLUG NO. : COX-01
MARK:COXOC COX-01
APPROVED: E147517

2.POWER WIRE:
C-UL (UL) SVT E148006 VW-1 105℃ 18AWG×3C COXOC
SHIELDED
JACKET COLOR: BLACK
INSULATION COLOR: BLACK,WHITE,GREEN.

3. THE END TO BE CUT ONLY.

AK-500-OE-7-2

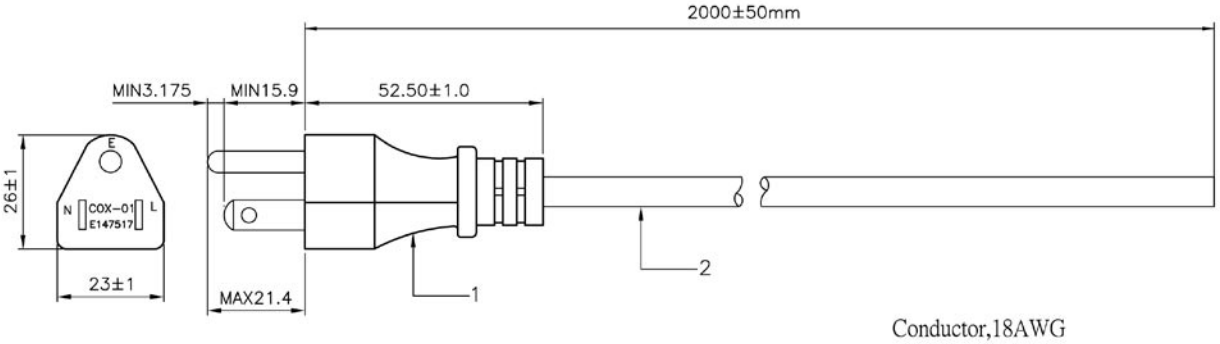

PLUG No.:COX-01

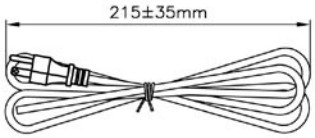

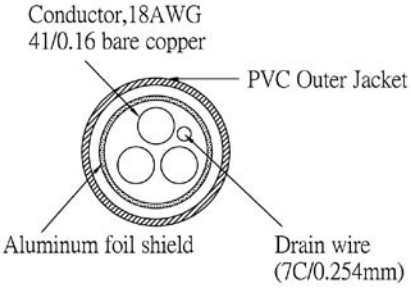

(detail)

NOTES:

1.PLUG NO. : COX-01
MARK:COXOC COX-01
APPROVED: E147517

2.POWER WIRE:
C-UL (UL) SJT E148006 VW-1 105℃ 18AWG×3C COXOC
SHIELDED
JACKET COLOR: BLACK
INSULATION COLOR: BLACK,WHITE,GREEN.

3. THE END TO BE CUT ONLY.

AK-500-OE-8-2

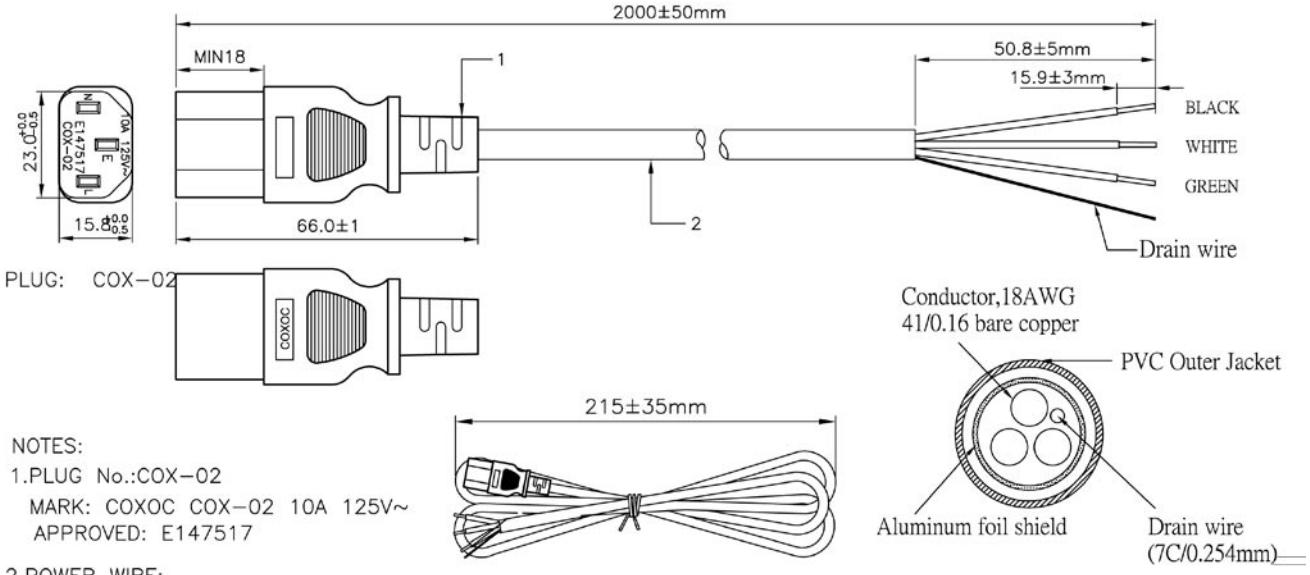

NOTES:

1.PLUG No.:COX-02
MARK: COXOC COX-02 10A 125V~
APPROVED: E147517

2.POWER WIRE:
C-UL (UL) SJT E148006 VW-1 75°C 18AWGx3C COXOC
SHIELDED
JACKET COLOR: BLACK
NSULATION COLOR: BLACK,WHITE,GREEN.

3.JACKET TO BE STRIPPED BACK 50.8mm TO EXPOSE CONDUCTORS.

4.CONDUCTOR TO BE STRIPPED BACK 15.9mm TO EXPOSE STRAND COPPER AS SHOWN.

AK-500-OE-9-2

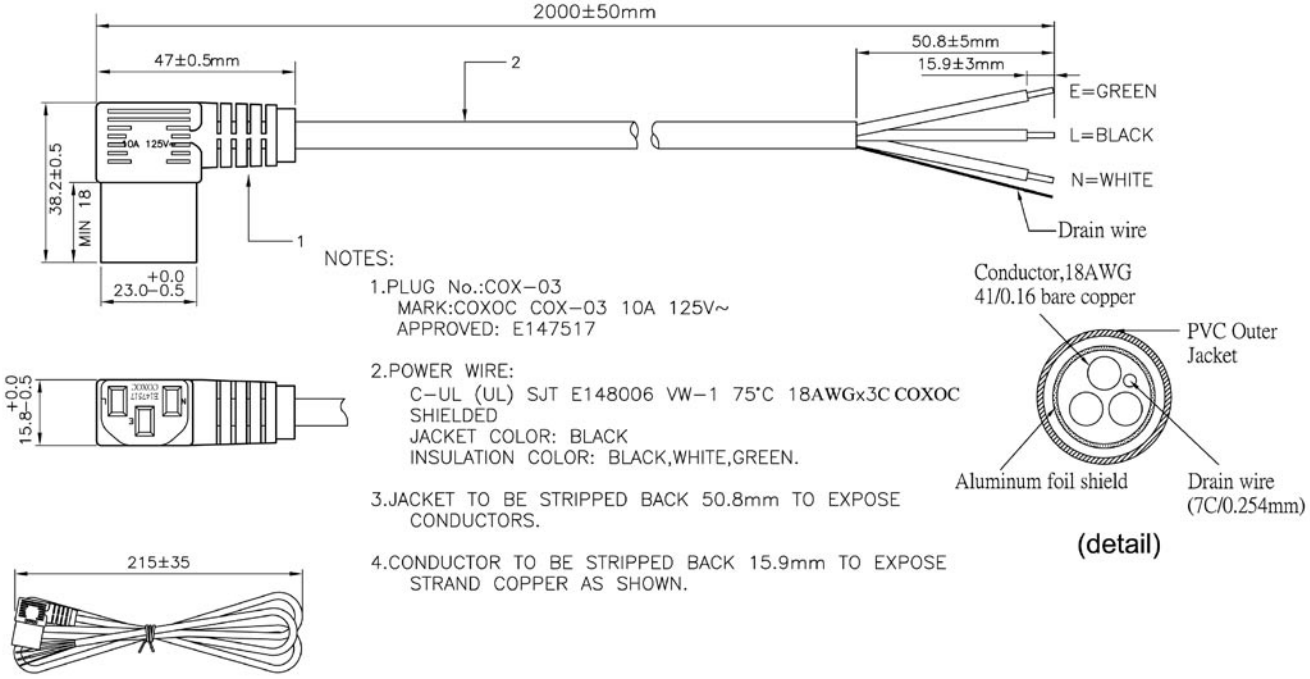

NOTES:

1.PLUG No.:COX-03
MARK:COXOC COX-03 10A 125V~
APPROVED: E147517

2.POWER WIRE:
C-UL (UL) SJT E148006 VW-1 75°C 18AWGx3C COXOC
SHIELDED
JACKET COLOR: BLACK
INSULATION COLOR: BLACK,WHITE,GREEN.

3.JACKET TO BE STRIPPED BACK 50.8mm TO EXPOSE CONDUCTORS.

4.CONDUCTOR TO BE STRIPPED BACK 15.9mm TO EXPOSE STRAND COPPER AS SHOWN.

AK-500-RA-5-2

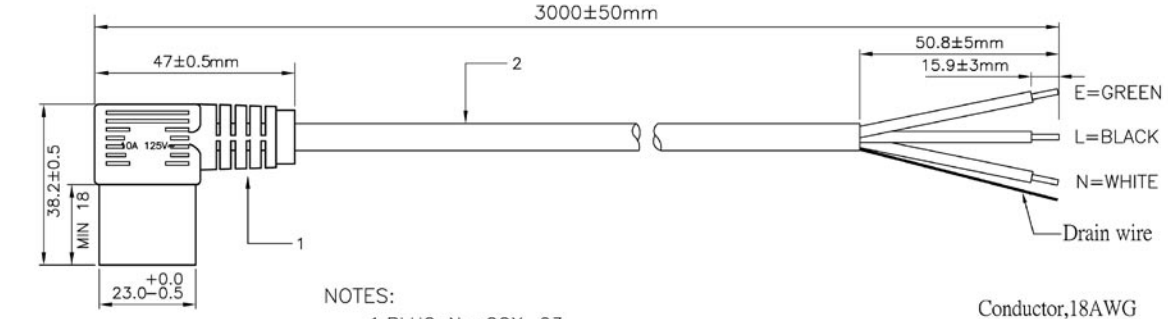

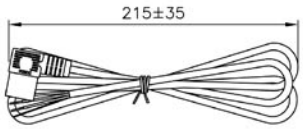

NOTES:

1.PLUG No.:COX−03
MARK:COXOC COX−03 10A 125V~
APPROVED: E147517

2.POWER WIRE:
C−UL (UL) SJT E148006 VW−1 75°C 18AWGx3C COXOC
SHIELDED
JACKET COLOR: BLACK
INSULATION COLOR: BLACK,WHITE,GREEN.

3.JACKET TO BE STRIPPED BACK 50.8mm TO EXPOSE CONDUCTORS.

4.CONDUCTOR TO BE STRIPPED BACK 15.9mm TO EXPOSE STRAND COPPER AS SHOWN.

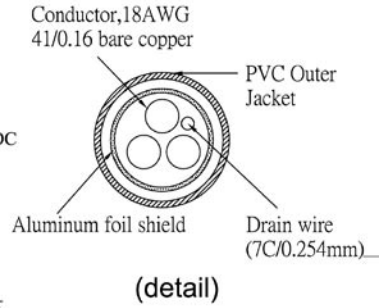

AK-500-RA-5-3

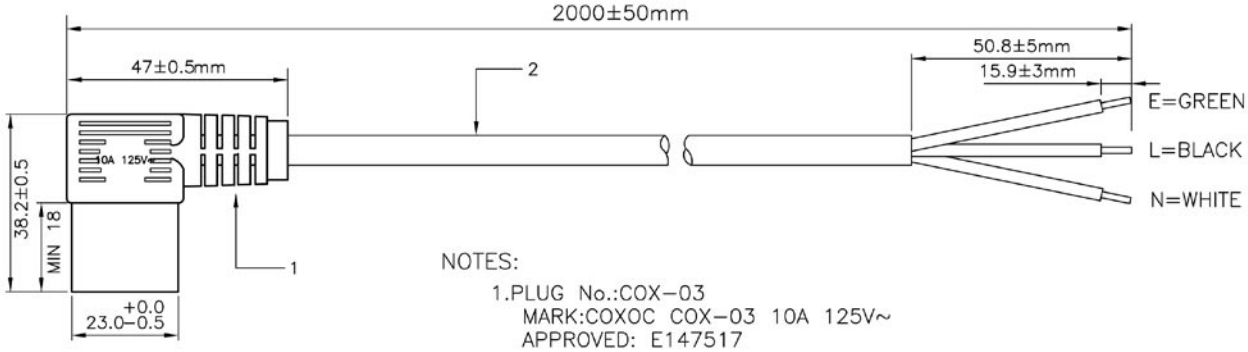

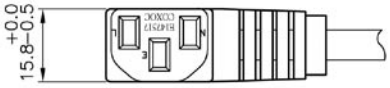

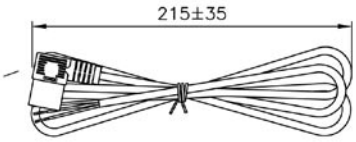

NOTES:

1.PLUG No.:COX−03
MARK:COXOC COX−03 10A 125V~
APPROVED: E147517

2.POWER WIRE:
C−UL (UL) SVT E148006 VW−1 75°C 18AWGx3C COXOC
JACKET COLOR: BLACK
INSULATION COLOR: BLACK,WHITE,GREEN.

3.JACKET TO BE STRIPPED BACK 50.8mm TO EXPOSE CONDUCTORS.

4.CONDUCTOR TO BE STRIPPED BACK 15.9mm TO EXPOSE STRAND COPPER AS SHOWN.

AK-500-RA-6-2

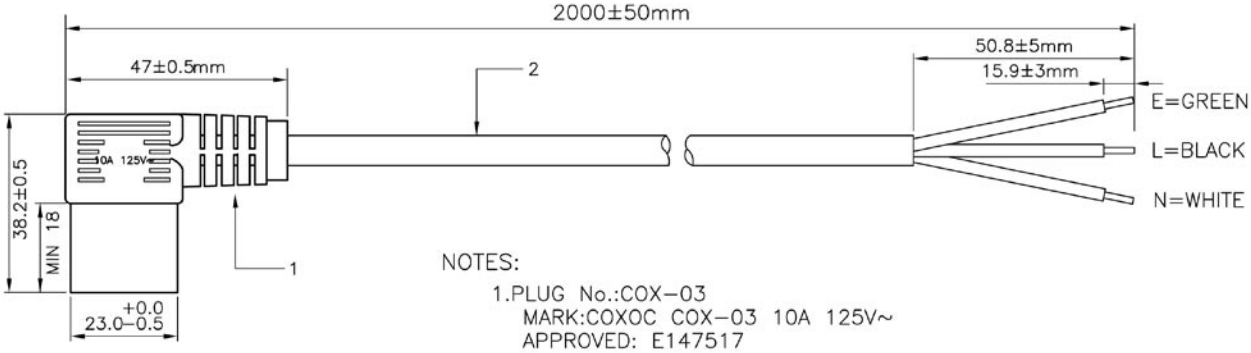

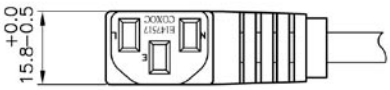

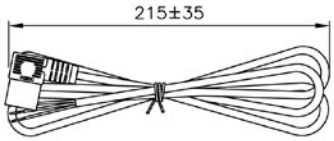

NOTES:

1.PLUG No.:COX−03
MARK:COXOC COX−03 10A 125V~
APPROVED: E147517

2.POWER WIRE:
C−UL (UL) SJT E148006 VW−1 75°C 18AWGx3C COXOC
JACKET COLOR: BLACK
INSULATION COLOR: BLACK,WHITE,GREEN.

3.JACKET TO BE STRIPPED BACK 50.8mm TO EXPOSE CONDUCTORS.

4.CONDUCTOR TO BE STRIPPED BACK 15.9mm TO EXPOSE STRAND COPPER AS SHOWN.

AK-500-RA-7-2

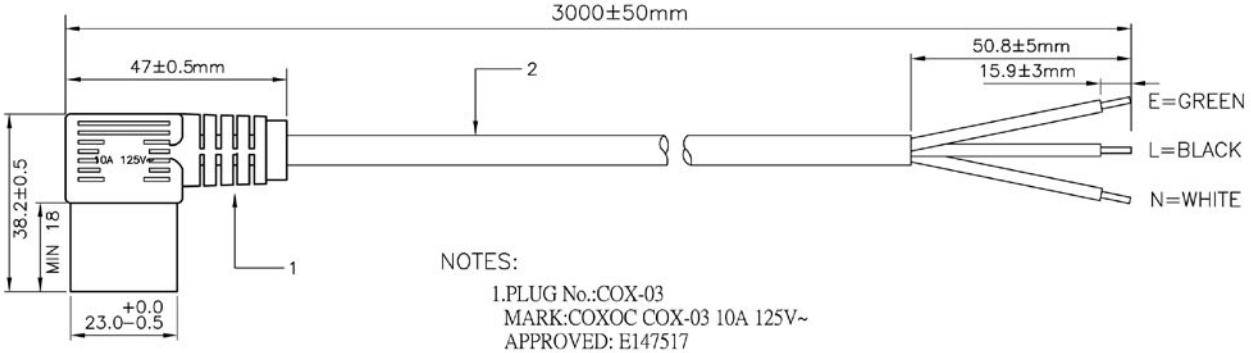

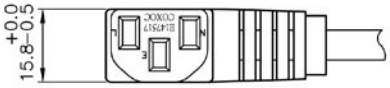

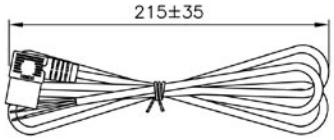

NOTES:

1.PLUG No.:COX-03
MARK:COXOC COX-03 10A 125V~
APPROVED: E147517

2.POWER WIRE:
C-UL (UL) SJT E148006 VW-1 75°C 18AWG×3C COXOC
JACKET COLOR: BLACK
INSULATION COLOR: BLACK,WHITE,GREEN.

3.JACKET TO BE STRIPPED BACK 50.8mm TO EXPOSE CONDUCTORS.

4.CONDUCTOR TO BE STRIPPED BACK 15.9mm TO EXPOSE STRAND COPPER AS SHOWN.

AK-500-RA-7-3

Internal Y-Power Supply Cable

5.25'' male ⇔ 2 x 5.25'' female



AK 319	0,20 m

Internal Y-Power Supply Cable

AK 521 = 5.25" male ⇔ 5.25" female + 3.5" female
AK 520 = 5.25" male ⇔ 2 x 3.5" female

AK 521	0,20 m
AK 520	0,20 m

Internal ATX to ATX / Pentium IV Power Supply Cable

2 x 5.25" male / female ⇔ 4-pin mainboard P-IV 12V power supply



AK ATX-P4	0,20 m

ATX Extension Cable

ATX male, 20 PIN ⇔ ATX female, 20 PIN

This cable extends the ATX power supply cable of the ATX power supply by 20 cm.

AK ATX-EXT	0,20 m

ATX - AT Power Supply Cable

ATX male, 20 PIN ⇔ P8 and P9, female, each 6 PIN

With this cable, you can use AT mainboards with PS2/AT connections in cases with ATX power supplies. All required connections are bypassed to fit only in the correct position.

AK ATX-AT	0,20 m

Internal CPU Fan Power Supply Cable

Adapter for connection of CPU fans with 3-pin connectors directly to the ATX/AT power supply. Particularly suited for PCs, with mainboards (AT) that have no direct connection for a CPU fan.

3-pin CPU fan, male ⇔ 1 x 5.25" male

CPU fan adapter cable.



AK 53P4P

PS/2 Notebook Y-Adapter
For connection of a PS/2 keyboard and mouse to a notebook keyboard port.

AB NA	2 x MD 6-pin Female ⇔ 1 x MD 6-pin Male

Mini Null Modem Adapter
Suitable for data exchange between two PCs via the serial port. Assignment (9-pin version corresponds to the signals from the 25-pin version): 1-1, 2-3, 3-2, 4,5-8, 6-20, 7-7, 8-4,5, 20-6, G-G.

AB NM9	DSUB 9-pin, M ⇔ DSUB 9-pin F
AB NM25	DSUB 25-pin, M ⇔ DSUB 25-pin F

RS 232 Interface Tester with 18 LEDs
Displays the status and data flow of the wires 2, 3 ,4, 5, 6, 8, 11, 19 and 20.
1 x DSUB 25-pin male ⇔ 1 x DSUB 25-pin female.



AB 934	Plastic Housing
AB 935	Plastic Housing, Metalized

Mini Gender Changer
Metal version, assignment 1:1, with hex-screws.

AB 410	DSUB, 9-pin, M/M
AB 411	DSUB, 9-pin, F/F
AB 412	DSUB, 15-pin, M/M
AB 413	DSUB, 15-pin, F/F

PS/2 Notebook Cable Adapter
For connection of a PS/2 keyboard and mouse to the notebook keyboard port, cable length 15 cm.

AB NAK	2 x MD 6-pin Female ⇔ 1 x MD 6-pin Male

PS/2 Mouse Cable Adapter, for Combo Mice
Molded plastic, cable length 15 cm.

AB 401K	MD 6-pin Female ⇔ DB 9-pin Male
AB 450K	MD 6-pin Male ⇔ DB 9-pin Female
AB 405K	MD 6-pin Male ⇔ DB 9-pin Male
AB 406K	MD 6-pin Female ⇔ DB 9-pin Female

RS 232 Adapter
Metal version, DSUB 25-pin with screw eyes, DSUB 9-pin with hex-screws.

AB 467	DSUB, 9-pin Male ⇔ 25-pin Male
AB 468	DSUB, 9-pin Male ⇔ 25-pin Female
AB 469	DSUB, 9-pin Female ⇔ 25-pin Female
AB 470	DSUB, 9-pin Female ⇔ 25-pin Male

Mini Gender Changer
Metal version, assignment 1:1, with hex-screws.

AB 414	DSUB, 25-pin, M/M
AB 415	DSUB, 25-pin, F/F
AB 418	HD DSUB, 15-pin, M/M
AB 420	HD DSUB, 15-pin, F/F

Keyboard Adapter
Molded Plastic.

AB 961	MiniDIN 6-pin Female ⇔ DIN 5-pin Male
AB 440	MiniDIN 6-pin Male ⇔ DIN 5-pin Female

Serial Adapter
Molded plastic, with thumb screws.

AB 913	DSUB, 9-pin Male	⇔ 25-pin Male
AB 914	DSUB, 9-pin Female	⇔ 25-pin Male
AB 914F	DSUB, 9-pin Male	⇔ 25-pin Female
AB 915	DSUB, 9-pin Female	⇔ 25-pin Female

Digital Audio Adapter
For connection of 2 Toslink cables.
Housing: metal, gold / nickel effect.

AB OFC-GO	Toslink Adapter, Gold,
AB OFC-NI	Toslink Adapter, Nickel

DVI ⇔ DVI Adapter
Male and Female with thumb screws, black.



AB 545	DVI-I, Male ⇔ DVI-I, Female

Mouse Adapter, only for Combo Mice
Molded plastic, DSUB 9-pin with hex-screws.

AB 401	MiniDIN 6-pin Female	⇔ DSUB 9-pin Male
AB 450	MiniDIN 6-pin Male	⇔ DSUB 9-pin Female
AB 405	MiniDIN 6-pin Male	⇔ DSUB 9-pin Male
AB 406	MiniDIN 6-pin Female	⇔ DSUB 9-pin Female

Digital Audio Splitter
Splits a single fiber optic connection into two connections.
Connector: 1 xToslink, female - 2 x Toslink, female
Housing: plastic, black.

AB OFC-Y	Splitter 1 to 2

DVI ⇔ VGA Analog Adapter
Plugs with thumb screws, socket with UNC4-40 bolts, black.

AB 540	DVI-D, Male ⇔ HPC 20, Female
AB 541	DVI-D, Female ⇔ HPC 20, Male

DVI ⇔ VGA Analog Adapter
Plugs with thumb screws, socket with UNC4-40 bolts, black.

AB 543	DVI-I, Male ⇔ DSUB 15, Female
AB 544	DVI-I, Female ⇔ DSUB 15, Male

Serial ATA 150 Connector Cable

- Compatible with Serial ATA 1.0 standard
- Suitable for data transfer rates up to 150 MB/s
- 7-wire cable, UL21149
- 4 x data wires, 3 x earthing wires

AK-SATA-PC 015: Serial ATA power supply cable,
15-pin SATA power supply / female - 4-pin ATX power supply / female

AK-SATA-050	0,50 m
AK-SATA-075	0,75 m
AK-SATA-100	1,00 m
AK-SATA-PC 015	0,15 m

Internal SCSI UW 320 Connector Cable, Round Design

- 68-wire twisted pair cable in plastic boot, AWG 30, UL 20276.
- Sheath and boots transparent, material PVC.

AK LVD-2D320/Round	0,50 m
AK LVD-3D320/Round	0,75 m
AK LVD-5D320/Round	1,20 m

Internal SCSI UW 320 Connector Cable, Round Cable Design

- 68-wire twisted pari cable in plastic boot, AWG 30, UL 20276.
- Sheath and boots transparent, material PVC.
- Additional 1 x IDC 68 male each for termination.

AK LVD-3+1D320/Round	0.75 m
AK LVD-5+1D320/Round	1.20 m
AK LVD-8+1D320/Round	2.20 m
AB LVD-320T	LVD 320 Terminator

3.5" + 5.25" FLOPPY Connector Cable for 2 x 3.5" and 2 x 5.25" FDD

3 x 34-pin, socket connector (3.5")
2 x 34-pin socket connector (5.25")

34-wire ribbon cable, AWG28,
2.54 mm pitch, UL2651.



AK 342	0,95 m

3.5" FLOPPY Connector Cable for 2 x 3.5" FDD

3 x 34-pin, socket connector (3.5")

34-wire ribbon cable, AWG28,
2.54 mm pitch, UL2651.



AK 3620-050	0,50 m
AK 3620	0,75 m

Hard Drive Connector Cable for 1 x IDE / AT Bus Hard Drive

2 x 40-pin, socket connector

40-wire ribbon cable, AWG28,
2.54 mm pitch, UL2651.

AK 337	0,75 m

Hard Drive Connector Cable for 2 x IDE / AT Bus Hard Drives

3 x 40-pin, socket connector

40-wire ribbon cable, AWG28,
2.54 mm pitch, UL2651.



AK 5430	0,50 m
AK 336	0,70 m

Hard Drive Connector Cable for 3 x or 4 x IDE / AT Bus Hard Drives

AK 372 = 4 x 40-pin, socket connector
AK 3720 = 5 x 40-pin, socket connector

40-wire ribbon cable, AWG28, 2.54 mm pitch, UL2651.



AK 372	0,75 m
AK 3720	1,05 m

Ultra ATA Hard Drive Connector Cable, 66 Mbps

For Ultra DMA, Ultra DMA-2 and Ultra ATA hard drives, data transfer up to 66 Mbps.

80-wire ribbon cable, AWG30, 0.635 mm pitch, UL2678, three differently colored 40-pin socket connectors.
(blue= controller, black= master, grey= slave)



AK-ATA	0,60 m
AK-ATA-1	0,46 m

Ultra ATA Hard Drive Connector Cable, 100 Mbps

For Ultra DMA, Ultra DMA 2 and Ultra ATA hard drives up to 100 Mbps.

80-wire ribbon cable, AWG30, 0.635 mm pitch, UL2678, three differently colored 40-pin socket connectors.
(blue= controller, black= master, grey= slave)

AK-ATA-100	0,46 m
AK-ATA-100/1	0,60 m

Ribbon Cable AWG28, 1.27 mm Pitch

Color: grey with red marked ID line, 30.5 meter roll.

AK AWG68 = Pitch 0.638 mm

AK AWG20	20-adrig
AK AWG26	26-adrig
AK AWG34	34-adrig
AK AWG40	40-adrig
AK AWG50	50-adrig
AK AWG68	68-adrig

Flat cables AWG 28, 1.27 mm pitch • UL-Style: 2651

Made in Germany

Betriebsspannung 300 V eff	**Operating voltage** 300 V rms
Durchschlagspannung 2000 V eff	**Test voltage** 2000 V rms
Strombelastbarkeit 1A	**Current capacity** 1A
Isolationswiderstand >20 G Ω /m	**Insulation resistance** >20 G Ω /m
Kapazität 45pF /m	**Capacity** 45pF /m
Leiterwiderstand > 230Ω /km	**Conductor resitance** > 230Ω /km
Impedanz 104 Ω	**Impedance** 104 Ω
Übersprechen, unsymetrisch 60 dB	**Cross-talk, asym.** 60 dB
Übersprechen, symetrisch 50 dB	**Cross-talk, sym.** 50 dB
Temperaturbereich -30°C bis +105°C	**Temperature range** -30°C bis +105°C
Farbe Grau, mit roter Kennader Farbkodiert	**Colour** Grey, red coded Colour coded



Farbfolge: braun, rot, orange, gelb, grün, blau, violett, grau, weiss, schwarz

Colour sequence: brown, red, orange, yellow, green, blue, violet, grey, white, black

Bestellcode : Ordercode : **AWG - 28 - x / x**

1. 2.

Bitte „x“ durch die unten geeignete Option ersetzen
Please replace „x“ with appropriate option listed below

1.

Polzahl	**No. of contacts**
10 / 14 / 16 / 20 / 25 / 26 / 34 / 37* / 40 / 50 / 60* / 64	10 / 14 / 16 / 20 / 25 / 26 / 34 / 37* / 40 / 50 / 60* / 64

2.

Farbe	**Colour**
G -Grau (30.5 m)	G -Grey (30.5 m)
G50 -Grau (50 m)	G50 -Grey (50 m)
G100 -Grau (100 m)	G100 -Grey (100 m)
F -Farbcodiert (30.5 m)	F -Colour coded (30.5 m)
* -nicht bei Farbkodierten Leitungen verfügbar	* -not available in color cables

Andere Rollengrössen und halogenfreies Flachbandkabel auf Anfrage

Other lengths per reel and halogen free cable on request

Standard: 30.5m Rolle / Reel

Bestellcode : AK - AWG - x
Ordercode : 1.

Bitte „x“ durch die unten geeignete Option ersetzen
Please replace „x“ with appropriate option listed below

1.	**Polzahl** 10 / 14 / 16 / 24 / 25 / 64	**No. of contacts** 10 / 14 / 16 / 24 / 25 / 64

Flachbandkabel AWG 28, 1.00 mm Raster
Flat cable AWG 28, 1.00 mm pitch

Standard: 30.5m Rolle / Reel

Bestellcode : AWG - 28 - x - G1.0
Ordercode : 1.

Bitte „x“ durch die unten geeignete Option ersetzen
Please replace „x“ with appropriate option listed below

1.	**Polzahl** 14 / 20 / 26 / 34 / 40 / 50	**No. of contacts** 14 / 20 / 26 / 34 / 40 / 50

Neben Standardkabeln fertigen wir Kabelkonfektionen speziell nach Kundenwunsch. Im Bereich Flachbandkabel bieten wir Ihnen Konfektionen mit beliebigen Polzahlen und Längen mit entsprechenden Steckverbindern an.

Ein äußerst flexibles und kostengünstiges System von automatischer und manueller Fertigung bietet Ihnen

- wettbewerbsfähige Preise
- hohe Qualität mit 100% elektrischer Prüfung und Zertifizierung auf Wunsch
- Bedruckung von Kabel und Steckern

Senden Sie uns Ihre Anfrage.

Apart from standard cables, special cables can be assembled upon request. For flatcables we offer assemblies in any length with any number of conductors and with all kinds of connectors.

An extremely flexible and cost-effective system of automatic and manual production offers you

- competitive pricing
- high quality with 100% electrical testing and certificaton on request
- printing on cables and connectors

Please send your enquiry





SCSI 3 ⇔ SCSI 3 Cable, UL 2919

DSUB 68, HP, male ⇔ DSUB 68, HP, male
clip clip

UL 2919, twisted pair, triple shielding, 68-wire, molded hoods.



AK 580/F-1	0,9 m
AK 580/F-2	2,0 m

SCSI 3 ⇔ SCSI 3 Cable, UL 2919

DSUB 68, HP, male ⇔ DSUB 68, HP, male
screw screw

UL 2919, twisted pair, triple shielding, 68-wire, molded hoods.



AK 5800/F-1	0,9 m
AK 5800/F-2	2,0 m

SCSI 2 ⇔ SCSI 3 Cable, UL 2990

DSUB 50, HP, male ⇔ DSUB 68, HP, male
clip clip
AK 5802
DSUB 50, HP, male ⇔ DSUB 68, HP, male
screw screw

UL 2990, twisted pair, double shielding, 50-wire, molded hoods.



AK 5801	0,9 m
AK 5802	0,9 m

SCSI 2 ⇔ SCSI 3 Cable, UL 2919

DSUB 50, HP, male ⇔ DSUB 68, HP, male
clip screw

UL 2919, twisted pair, triple shielding, 50-wire, molded hoods.



AK 5812/F-1	0,9 m
AK 5812/F-2	2,0 m

SCSI 1 ⇔ SCSI 3 Cable, UL 2919

DSUB 25, SP, male ⇔ DSUB 68, HP, male
screw screw

UL2919, twisted pair, triple shielding, 25-wire, molded hoods, for ZIP drives.

AK 441/F-1	0,9 m
AK 441/F-2	2,0 m

SCSI 2 ⇔ SCSI 2 Cable, UL 2919

DSUB 50, HP, male ⇔ DSUB 50, HP, male
clip clip

UL 2919, twisted pair, triple shielding, 50-wire, molded hoods.

AK 579/F-1	0,9 m
AK 579/F-2	2,0 m

SCSI 2 ⇔ SCSI 2 Cable, UL 2919

DSUB 50, HP, male ⇔ DSUB 50, HP, male
screw screw

UL 2919, twisted pair, triple shielding, 50-wire, molded hoods.



AK 5790/F-1	0,9 m
AK 5790/F-2	2,0 m

SCSI 2 ⇔ SCSI 2 Cable, UL 2990

DSUB 50, HP, male ⇔ DSUB 50, HP, male
clip clip

UL 2990, twisted pair, double shielding, 50-wire, molded hoods.



AK 578	0,9 m
AK 579	3,0 m



SCSI 2 ⇔ SCSI 2 Cable, UL 2990

DSUB 50, HP, male ⇔ DSUB 50, HP, male
clip clip

UL 2990, twisted pair, double shielding, 50-wire, molded hoods.

AK 578	0,9 m
AK 579	3,0 m



FAST SCSI 1 ⇔ SCSI 2 Cable, UL 2919

CENT 50, SP, male ⇔ DSUB 50, HP, male
clamp clip

UL 2919, twisted pair, triple shielding, 50-wire, molded hooods.

AK 545/F-1	0,9 m
AK 545/F-2	2,0 m

SCSI 1 ⇔ SCSI 2 Cable, UL 2990

DSUB 25, SP, male ⇔ DSUB 50, HP, male
screw clip

UL 2990, twisted pair, double shielding, 25-wire, molded hoods, for ZIP drives.

AK 438-1NEW	0,9 m
AK 438-2NEW	2,0 m



SCSI 1 ⇔ SCSI 2 Cable, UL 2990

CENT 50, SP, male ⇔ DSUB 50, HP, male
clamp clip

UL 2990, twisted pair, double shielding, 50-wire, molded hoods.

AK 545	0,9 m
AK 545 2M	2,0 m



Very High Density SCSI Cable, UL 20276

DSUB 68, HP, male ⇔ CENT 68, VHD, male
screw pitch 0.8 mm, screw

UL20276, twisted pair, double shiedling, 68-wire, molded hoods.

AK 660	0,9 m



Very High Density SCSI Cable, UL 20276

DSUB 50, HP, male ⇔ CENT 68, VHD, male
clip pitch 0.8 mm, screw

UL20276, twisted pair, double shielding, 50-wire, molded hoods.

AK 661	0,9 m

Hoods for D-Sub-connectors, snap-in lock

Merkmale

Zweiteiliges Kunststoffgehäuse aus Glasfaserverstärktem Material. Gerader Kabelausgang. Schnelle Montage durch Schnappverschluß.

Wahlweise mit kurzer Verriegelungsschraube oder Rändelschraube lieferbar.

Features

Two-pieces plastic housing of glass fiber reinforced material. Top cable exit. Quick assembly due to sprong loaded latches.

Optional with short attachement screws or knurled screws.

	Dimensions		
No. of contacts	**A**	**B**	**C**
09	31.0	32.0	15.0
15	39.5	36.0	15.0
25	53.0	40.5	15.0

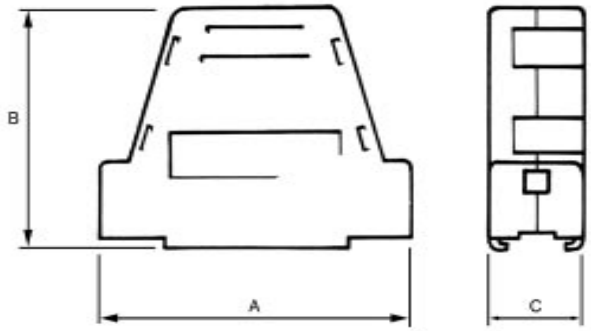

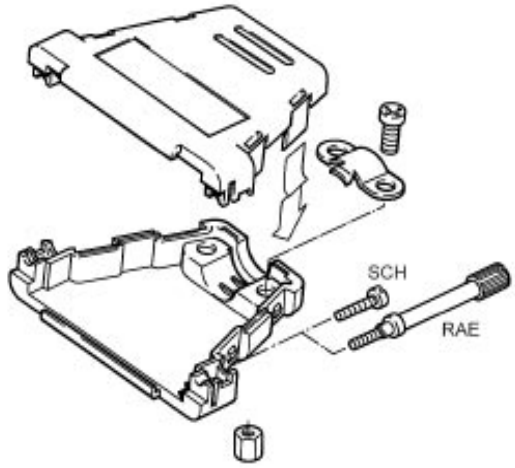

Bestellcode : ADT - x - x
Ordercode :

1. 2.

Bitte „x“ durch die unten geeignete Option ersetzen
Please replace „x“ with appropriate option listed below

1.

Polzahl
09, 15, 25

No. of contacts
09, 15, 25

2.

Ausführung
RAE -Rändelschrauben
SCH -Schlitzschrauben

Version
RAE -knurled screws
SCH -slotted screws

Andere Ausführungen und Polzahlen auf Anfrage

Other versions and No. of contacts on request

SCSI 1.27mm, for PCB mounting, straight, UNC2-56



Isolierkörper
PBT, glasfaserverstärkt,
UL94V-0

Insulators
PBT, glass filled,
UL94V-0

Kontakte
Phosphor Bronze,
Selektiv Flash Gold über 30µ"
Nickel

Contacts
Phosphor bronze, Selective flash
gold over 30µ" nickel

Isolationswiderstand
500MΩ min.

Insulations resistance
500MΩ min.

Spannungsfestigkeit
250V AC für 1 Minute

Dielectric voltage
250V AC for 1 minute

Kontaktwiderstand
35mΩ max

Contact resistance
35mΩ max

Betriebstemperaturbereich
-55°C bis +105°C

Operating temperature
-55°C to +105°C

Dimensions (Buchse / Female)

No. of contacts	A	B	C	D	E
50	30.48	34.70	41.77	32.48	------
68	41.91	46.13	63.88	57.91	49.63

68polig / 68poles

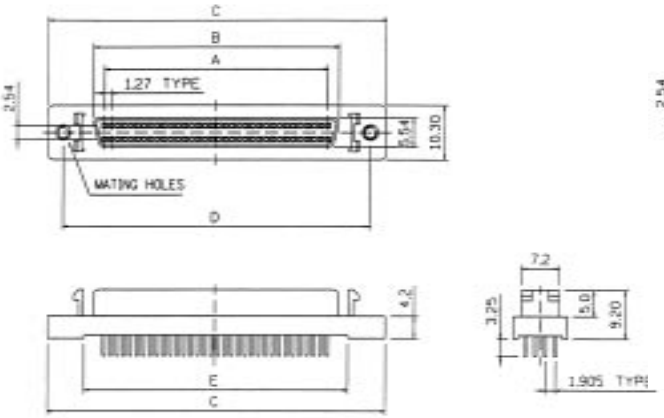

50polig / 50poles

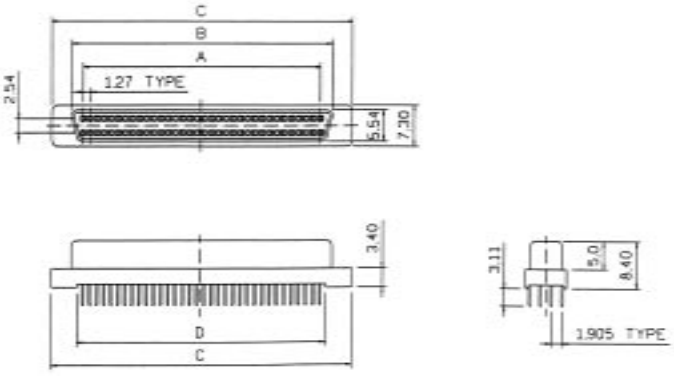

Bestellcode :
Ordercode :

A - MDF - x - PP

Bitte „x“ durch die unten geeignete Option ersetzen
Please replace „x“ with appropriate option listed below

1.

1.

Polzahl	No. of contacts
50, 68	50, 68
50-polig Gehäuse Kunststoff	**50-poles shell plastic**
68-polig Gehäuse vernickelt	**68-poles nickel plated shell**

Isolierkörper
PBT, glasfaserverstärkt,
UL94V-0

Insulators
PBT, glass filled,
UL94V-0

Kontakte
Phosphor Bronze,
Selektiv Flash Gold über 30µ"
Nickel

Contacts
Phosphor bronze,
Selective flash gold over 30µ"
nickel

Isolationswiderstand
500MΩ min.

Insulations resistance
500MΩ min.

Spannungsfestigkeit
250V AC für 1 Minute

Dielectric voltage
250V AC for 1 minute

Kontaktwiderstand
35mΩ max.

Contact resistance
35mΩ max

Betriebstemperaturbereich
-55°C bis +105°C

Operating temperature
-55°C to +105°C

Flachbandkabel AWG28 auf S. 65

Flat Ribbon Cable AWG28 on page 65

Dimensions (Buchse / Female)

No. of contacts	A	B	C	D	E	F	G	H
50	30.48	40.07	52.45	37.87	34.70	35.67	37.77	46.48
68	41.91	51.50	63.88	49.30	46.13	47.10	49.20	57.91

Kundenspezifische Kabelkonfektion möglich!
Customer designed cable assemblies available!

Dimensions (Stecker / Male)

No. of contacts	A	B	C	D	E	F	G
50	30.48	40.07	36.22	37.87	34.85	35.67	37.77
68	41.91	51.50	47.65	49.30	46.28	47.10	49.20

Buchse / Female

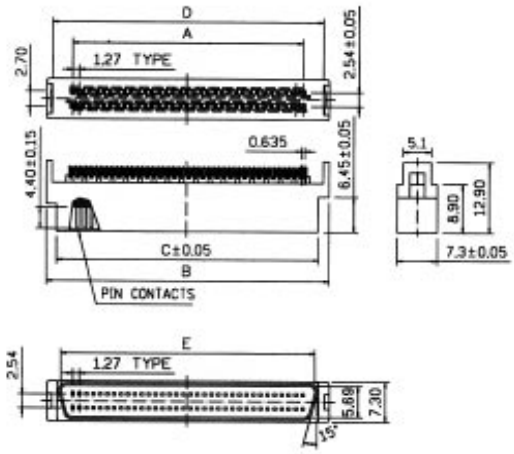

Stecker / Male

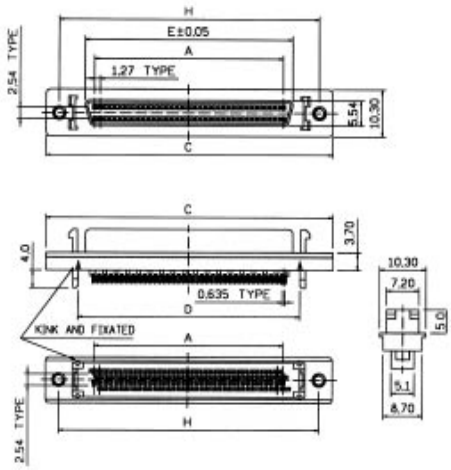

Bestellcode :
Ordercode :

A	-	MD	-	x	-	x	-	IDC

1. 2.

Bitte „x“ durch die unten geeignete Option ersetzen
Please replace „x“ with appropriate option listed below

1.

Ausführung
F -Buchse (Gehäuse vernickelt)
S -Stecker (Gehäuse Kunststoff)

Version
F -Female (nickel plated shell)
S -Male (housing plastic)

2.

Polzahl
50, 68

No. of contacts
50, 68

DVI connectors, 90° angled, Female for PCB-mounting

Isolierkörper
Thermoplastik, UL94V-0

Insulators
Thermoplastic,UL94V-0

Kontakte
Phosphorbronze

Contacts
Phosphor bronze

Gehäuse
Stahl, Vernickelt

Shell
Steel, nickel plated

Nennspannung
40V max

Rated voltage
40V max.

Nennstrom
1.5A

Current rating
1.5A

Spannungsfestigkeit
500V AC / 1 Minute

Dielectric voltage
500V AC / 1 minute

Isolationswiderstand
1000MΩ min.

Insulation resistance
1000MΩ min.

Betriebstemperaturbereich
-20°C bis +85°C

Operating temperature
-20°C to +85°C

Analog/Digital

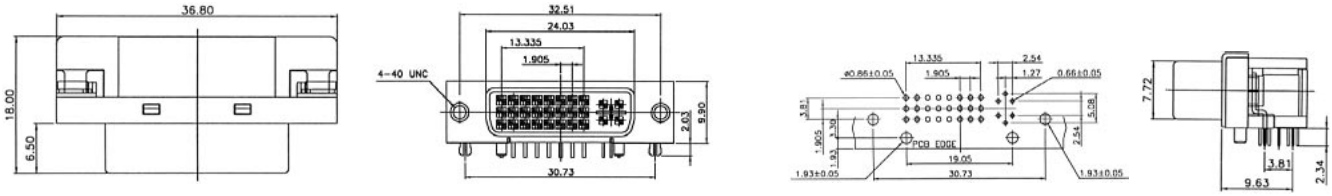

Digital

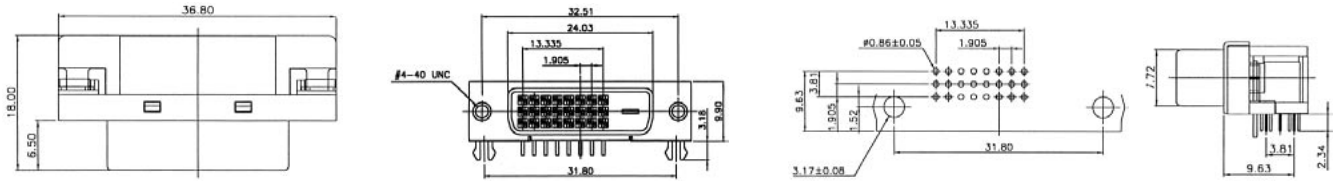

Bestellcode :
Ordercode :

A - DVI - x

Bitte „x“ durch die unten geeignete Option ersetzen
Please replace „x“ with appropriate option listed below

1.

1.

Ausführung
I -Buchse, Analog/Digital
D -Buchse, Digital

Version
I -Female, Analog/Digital
D -Female, Digital

Adapter und Kabelkonfektionen auf Anfrage

Adaptors and Cable assemblies on request

Die Elektromagnetische Verträglichkeit (EMV) ist zu einem ernstzunehmenden Problem für elektrische Anlagen geworden, so daß man neue Wege finden muß, dem negativen Einfluß elektromagnetischer Wellen zu begegnen.

Dies kann durch Integration einer Ferritplatte oder eines Kondensators erreicht werden.
Daher kann der herkömmliche D-SUB für die Leiterplattenmontage ohne Layout-Änderungen durch den Filter D-SUB ersetzt werden.

Anwendungen:
- Personalcomputer, Computerprodukte, Produkte und Peripherie-/Bedieneinheiten.
- Rauschunterdrückung auf Datenleitungen in Datenkommunikationseinheiten und anderen Digitalschaltungen

ASSMANN bietet deshalb ein großes Spektrum an gefilterten D-SUB´s an, sowohl mit Kondensator als auch mit Ferritplatte.

Fragen Sie nach unserem Sortiment.

Elektromagnetic wave interference for electric equipments has become a serious problem recently. The result is that we must find new ways to deal with the negative influence of electromagnetic waves.

By integrating a ferrite plate or capacitors, so the standard D-SUB for PCB-mounting can be substituted without changing the layout by a filtered D-SUB.

Applications
- Personal computer, computer-applied products and peripheral/terminal equipment
- countermeasures against normal-mode along data lines in data communictaion terminals and digital equipment

ASSMANN offers a big range of filtered D-SUB´s, as well as capacitor and ferrite core.

Ask for our products.

Internal LVD 320 Terminator

DSUB 68-pin, HP, female.

LVD 320.

AB LVD-320T active

Internal LVD 160 Terminator

DSUB 68-pin, HP, female.

LVD 160.

AB LVD-160T active



Internal LVD 320 Terminator

IDC 68, female.

LVD/SE 320.

AB INT320 active, LVD/SE



Internal LVD 160 PASS THROUGH Terminator

IDC 68 female - IDC 68 male.

LVD/SE 320.

AB INT320P active, LVD/SE

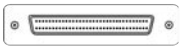

External LVD 320 Terminator, with LED

DSUB 68-pin, HP, male, screw.

LVD/SE 320 with LED, active.

AB EXT320 active, LVD/SE

External LVD SCSI Terminator, with LED

DSUB 68-pin, HP, male, screw.

Active.

ready for DIGITUS BLISTER

AB LVD-2 active

Internal LVD SCSI Terminator

DSUB 68-pin, HP, female.

Active.

AB LVD-3 active

Internal SCSI 3 Terminator, active

DSUB 68, HP, female.

Single-ended, active.

AB 774 active

Internal SCSI 3 PASS-TROUGH-Terminator, active

DSUB 68-pin, HP, female ⇔ DSUB 68-pin, HP, male

Single-ended, active.

AB 774MF active

External SCSI 3 Terminator

DSUB 68, HP, male.
Clip.

Single ended.

AB 795 active

External SCSI 3 Terminator

DSUB 68, HP, male.
Screw.

Single ended.

AB 796-A/L active,LED

External SCSI 3 Terminator

DSUB 68, HP, male.
Screw.

AB 7846-A = CENT 68, HP, male

Single ended.

AB 7846-A active,LED

Internal SCSI 2 Terminator

50-pin, SP, Box header.

Single-ended.

AB 770 active

Internal SCSI 2 PASS-THROUGH-Terminator

50-pin, SP, box header ⇔ 50-pin, SP, socket connector

Single-ended.

AB 772 active

External SCSI 2 Terminator

DSUB 50, HP, male.
Clip.

Single-ended.

AB 790 active



External SCSI 2 Terminator, with LED

DSUB 50, HP, male.
Clip.

Single ended.

AB 790-A/L active



External SCSI 1 Terminator

CENT 50, SP, male.
Clamp.

Single-ended.

AB 784 active

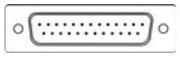

External SCSI 1 Terminator

DSUB 25, SP, male.
Screw.

Single-ended, active.

AB 780 active



External Very High Density SCSI Adapter

DSUB 68, HP, female ⇔ CENT 68, VHD 0,8 mm, male
Clip Block Screw

AB 08-2 active


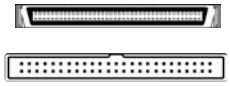

SCA Adapter, Internal

Internal 1: SCA CENT 80-pin, HP, female
Internal 2: 50-pin box header

With 4-pin power supply plug and ID connector.

AB SCA-1 active

SCA Adapter, Internal

Internal 1: SCA CENT 80-pin, HP, female
Internal 2: DSUB 68-pin, HP, female

With 4-pin power supply plug and ID connector.

AB SCA-2 active

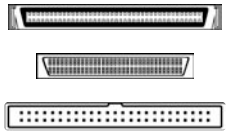

SCA MULTI Adapter, Internal, with Termination

Internal 1: SCA CENT 80-pin, HP, female
Internal 2: 50-pin box header
Internal 3: DSUB 68-pin, HP, female

With 4-pin power supply plug and ID connector.

AB SCA-3 active



SCA Adapter, Internal, with LVD / SE Termination

Internal 1: SCA CENT 80-pin, HP, female
Internal 2: DSUB 68-pin, HP, female

With 4-pin power supply plug and ID connector, LVD / SE.

AB SCA-2LVD active

SCA, LVD / SE Adapter, Internal, with LVD / SE Termination

Internal 1: SCA CENT 80-pin, HP, female
Internal 2: 50-pin box header
Internal 3: DSUB 68-pin, HP, female

With 4-pin power supply plug and ID connector, LVD / SE.

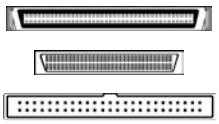



AB SCA-3LVD active

SCA 2, LVD 160 Adapter Internal, with LVD / SE Termination

SCA 2, 80-pin, female to IDC 68, female.
With 4-pin power supply plug and ID connector.

LVD / SE.



AB SCA-160 active

Internal SCSI Adapter

50-pin socket connector, SP ⇔DSUB 68-pin, HP, female.

PCB version.

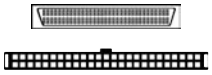



AB 845

Internal Mini SCSI Adapter

50-pin socket connector, SP ⇔
DSUB 68-pin, HP, female

Molded version.

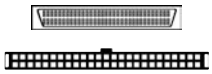

AB 845/MOLDED

IInternal Mini SCSI Adapter

50-pin box header, SP ⇔ DSUB 68-pin, HP, male

Molded mini version.

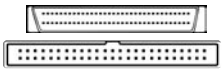

AB 844/MOLDED

Internal Mini SCSI Adapter, in Plastic Housing, Angled 90°, Terminated

50-pin box header, SP ⇔ DSUB 68-pin, HP, male

With active termination for “high bits”, 90° angled version.

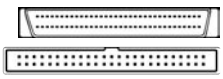

AB 844/TERM active

External SCSI 1 ⇔ SCSI 2 Adapter

CENT, 50, SP, male ⇔ DSUB 50, HP, female
clamp clip

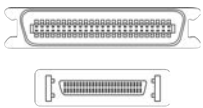

AB 874

External SCSI 1 ⇔ SCSI 2 Adapter

DSUB 25, SP, female ⇔ DSUB 50, HP, male
screw clip



AB 876

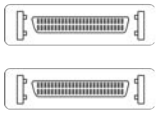

External SCSI 2 ⇔ SCSI 2 Adapter

DSUB 50, HP, female ⇔ DSUB 50, HP, female
clip clip

AB 871

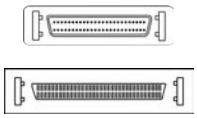

Externer SCSI 2 ⇔ SCSI 3 Adapter

DSUB 50, HP, male ⇔ DSUB 68, HP, female
Clip Clip Block

AB 885-M/F

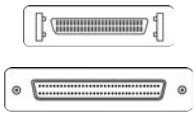

External SCSI 2 ⇔ SCSI 3 Adapter

DSUB 50, HP, female ⇔ DSUB 68, HP, male
clip block screw

ready for DIGITUS BLISTER

AB 885-F/M

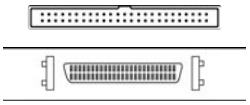

SCSI Adapter Internal ⇔ External, on Slot Bracket

Internal: 50-pin box header, SP
⇔
External: DSUB 50-pin, HP, female on slot bracket
clip fastening

AB 848

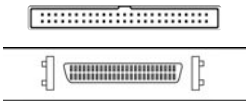

SCSI Adapter Internal ⇔ External, on Slot Bracket

Internal: 50-pin box header, SP
⇔
External: DSUB 50-pin, HP, female on slot bracket
clip fastening

With active terminator.

AB 847/TERM aktiv

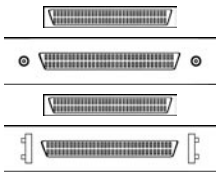

SCSI Adapter, Internal ⇔ External, on Slot Bracket

AB 842: Internal: DSUB 68-pin, HP, female
External: DSUB 68-pin, HP, female
slot bracket, screw fastening

AB 843: Internal: DSUB 68-pin, HP, female
External: DSUB 68-pin, HP, female,
slot bracket, clip fastening

AB 842
AB 843

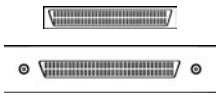

SCSI UW Adapter Internal ⇔ External, on Slot Bracket, with SCSI UW Cable Extension

Internal: DSUB 68-pin, HP, female
with 30 cm SCSI UW cable
⇔
External: DSUB 68-pin, HP, female on slot bracket

AB LVDIE

CISCO V.35(M) ⇔ Molex 60(M) Router Cable

V.35, male ⇔ Molex 60, male
Length 3 m
Cable color blue-green
Cable cross section AWG 28
V.35 / DTE cable for CISCO 1600, 2500, 3600, 4000 and 7000
UL 2919, UL 2464,
Other CISCO cables on request.



ACAB-V35MT 3,0 m

CISCO V.35(F) ⇔ Molex 60(M) Router Cable

V.35, female ⇔ Molex 60, male
Length 3 m
Cable color blue-green
Cable cross section AWG 28
V.35 / DTE cable for CISCO 1600, 2500, 3600, 4000 and 7000
UL 2919, UL 2464
Other CISCO cables on request.



ACAB-V35FC 3,0 m

CISCO DSUB 15(M) ⇔ Molex 60(M) Router Cable

DSUB 15, male ⇔ Molex 60, male
Length 3 m, Cable color blue-green
Cable cross section AWG 28
X.21 / DTE cable for CISCO 2500, 3600, 4000 and 7000
UL 2919, UL 2464
Other CISCO cables on request.



ACAB-X21MT 3,0 m

CISCO DSUB 15(F) ⇔ Molex 60(M) Router Cable

DSUB 15, female ⇔ Molex 60, male
Length 3 m, Cable color blue-green
Cable cross section AWG 28
X.21 / DTE cable for CISCO 2500, 3600, 4000 and 7000
UL 2919, UL 2464
Other CISCO cables on request.

ACAB-X21FC 3,0 m

CISCO DSUB 25(F) ⇔ Molex 60(M) Router Cable

DSUB 25, female ⇔ Molex 60, male
Length 3 m; Cable color blue-green
Cable cross section AWG 28
RS232 / DTE cable for CISCO 1600, 2500, 3600, 4000 and 7000
UL 2919, UL 2464
Other CISCO cables on request.



ACAB-232FC 3,0 m

CISCO DSUB 25(M) ⇔ Molex 60(M) Router Cable

DSUB 25, male ⇔ Molex 60, male
Length 3 m; Cable color blue-green
Cable cross section AWG 28
RS232 / DTE cable for CISCO 1600, 2500, 3600, 4000 and 7000
UL 2919, UL 2464
Other CISCO cables on request.



ACAB-232MT 3,0 m

CISCO DSUB 37(M) ⇔ Molex 60(M) Router Cable

DSUB 37, male ⇔ Molex 60, male
Length 3 m; Cable color blue-green
Cable cross section AWG 28
RS232 / DTE cable for CISCO 1600, 2500, 3600, 4000 and 7000
UL 2919, UL 2464
Other CISCO cables on request.

ACAB-449MT 3,0 m

CISCO DSUB 37(F) ⇔ Molex 60(M) Router Cable

DSUB 37, female ⇔ Molex 60, male
Length 3m; Cable color blue-green
Cable cross section AWG 28
RS232 / DTE cable for CISCO 1600, 2500, 3600, 4000 and 7000
UL 2919, UL 2464
Other CISCO cables on request.



ACAB-449FC 3,0 m

ST to ST, Multimode, simplex

ST to ST male.
Ethernet up to 1 Gbit, fibre class OM 2 (**50/125µm**).
Ethernet up to 1 Gbit, fibre class OM 1 (**62.5/125µm**).
Individually packaged, with test report.
Standard lengths available quickly, prices on request.
The "5" in the art. no. stands for 50/125µm fibre, the "6" in the art. no. stands 62.5/125µm fibre.

AL-5ST-01I	1 m
AL-5ST-02I	2 m
AL-5ST-03I	3 m
AL-5ST-05I	5 m
AL-6ST-01I	1 m
AL-6ST-02I	2 m
AL-6ST-03I	3 m
AL-6ST-05I	5 m



SC to SC, Multimode, Simplex

SC to SC male.
Ethernet up to 1 Gbit, fibre class OM 2 (**50/125µm**).
Ethernet up to 1 Gbit, fibre class OM 1 (**62.5/125µm**).
Individually packaged, with test report.
Standard lengths available quickly, prices on request.
The "5" in the art. no. stands for 50/125µm fibre, the "6" in the art. no. stands 62.5/125µm fibre.

AL-5SC-01I	1 m
AL-5SC-02I	2 m
AL-5SC-03I	3 m
AL-5SC-05I	5 m
AL-6SC-01I	1 m
AL-6SC-02I	2 m
AL-6SC-03I	3 m
AL-6SC-05I	5 m

LC to LC, Multimode, Simplex

LC to LC male.
Ethernet up to 1 Gbit, fibre class OM 2 (**50/125µm**).
Ethernet up to 1 Gbit, fibre class OM 1 (**62.5/125µm**).
Individually packaged, with test report.
Standard lengths available quickly, prices on request.
The "5" in the art. no. stands for 50/125µm fibre, the "6" in the art. no. stands 62.5/125µm fibre thickness.

AL-5LC-01I	1 m
AL-5LC-02I	2 m
AL-5LC-03I	3 m
AL-5LC-05I	5 m
AL-6LC-01I	1 m
AL-6LC-02I	2 m
AL-6LC-03I	3 m
AL-6LC-05I	5 m

ST to ST, Multimode, Duplex

ST to ST male.
Ethernet up to 1 Gbit, fibre class OM 2 (**50/125µm**).
Ethernet up to 1 Gbit, fibre class OM 1 (**62.5/125µm**).
Individually packaged, with test report.
Standard lengths available quickly, prices on request.
The "5" in the art. no. stands for 50/125µm fibre, the "6" in the art. no. stands 62.5/125µm fibre.

AL-5STST-01I	1 m
AL-5STST-02I	2 m
AL-5STST-03I	3 m
AL-5STST-05I	5 m
AL-6STST-01I	1 m
AL-6STST-02I	2 m
AL-6STST-03I	3 m
AL-6STST-05I	5 m



SC to SC, Multimode, Duplex

SC to SC male.
Ethernet up to 1 Gbit, fibre class OM 2 (**50/125µm**).
Ethernet up to 1 Gbit, fibre class OM 1 (**62.5/125µm**).
Individually packaged, with test report.
Standard lengths available quickly, prices on request.
The "5" in the art. no. stands for 50/125µm fibre, the "6" in the art. no. stands 62.5/125µm fibre.

AL-5SCSC-01I	1 m
AL-5SCSC-02I	2 m
AL-5SCSC-03I	3 m
AL-5SCSC-05I	5 m
AL-6SCSC-01I	1 m
AL-6SCSC-02I	2 m
AL-6SCSC-03I	3 m
AL-6SCSC-05I	5 m



LC to LC, Multimode, Duplex

LC to LC male.
Ethernet up to 1 Gbit, fibre class OM 2 (**50/125µm**).
Ethernet up to 1 Gbit, fibre class OM 1 (**62.5/125µm**).
Individually packaged, with test report.
Standard lengths available quickly, prices on request.
The "5" in the art. no. stands for 50/125µm fibre, the "6" in the art. no. stands 62.5/125µm fibre.

AL-5LCLC-01I	1 m
AL-5LCLC-02I	2 m
AL-5LCLC-03I	3 m
AL-5LCLC-05I	5 m
AL-6LCLC-01I	1 m
AL-6LCLC-02I	2 m
AL-6LCLC-03I	3 m
AL-6LCLC-05I	5 m

MTRJ to MTRJ, Multimode, Duplex

MTRJ to MTRJ male.
Ethernet up to 1 Gbit, fibre class OM 2 (**50/125µm**).
Ethernet up to 1 Gbit, fibre class OM 1 (**62.5/125µm**).
Individually packaged, with test report.
Standard lengths available quickly, prices on request.
The "5" in the art. no. stands for 50/125µm fibre, the "6" in the art. no. stands 62.5/125µm fibre.

AL-5MTRJMTRJ-01I	1 m
AL-5MTRJMTRJ-02I	2 m
AL-5MTRJMTRJ-03I	3 m
AL-5MTRJMTRJ-05I	5 m
AL-6MTRJMTRJ-01I	1 m
AL-6MTRJMTRJ-02I	2 m
AL-6MTRJMTRJ-03I	3 m
AL-6MTRJMTRJ-05I	5 m

ST to SC, Multimode, Duplex

ST to SC male.
Ethernet up to 1 Gbit, fibre class OM 2 (**50/125µm**).
Ethernet up to 1 Gbit, fibre class OM 1 (**62.5/125µm**).
Individually packaged, with test report.
Standard lengths available quickly, prices on request.
The "5" in the art. no. stands for 50/125µm fibre, the "6" in the art. no. stands 62.5/125µm fibre.

AL-5STSC-01I	1 m
AL-5STSC-02I	2 m
AL-5STSC-03I	3 m
AL-5STSC-05I	5 m
AL-6STSC-01I	1 m
AL-6STSC-02I	2 m
AL-6STSC-03I	3 m
AL-6STSC-05I	5 m

LC to SC, Multimode, Duplex

AL-5LCSC-01I	1 m
AL-5LCSC-02I	2 m
AL-5LCSC-03I	3 m
AL-5LCSC-05I	5 m
AL-6LCSC-01I	1 m
AL-6LCSC-02I	2 m
AL-6LCSC-03I	3 m
AL-6LCSC-05I	5 m

LC to SC male.
Ethernet up to 1 Gbit, fibre class OM 2 (**50/125µm**).
Ethernet up to 1 Gbit, fibre class OM 1 (**62.5/125µm**).
Individually packaged, with test report.
Standard lengths available quickly, prices on request.
The "5" in the art. no. stands for 50/125µm fibre, the "6" in the art. no. stands 62.5/125µm fibre.

LC to ST, Multimode, Duplex

AL-5LCST-01I	1 m
AL-5LCST-02I	2 m
AL-5LCST-03I	3 m
AL-5LCST-05I	5 m
AL-6LCST-01I	1 m
AL-6LCST-02I	2 m
AL-6LCST-03I	3 m
AL-6LCST-05I	5 m

LC to ST male.
Ethernet up to 1 Gbit, fibre class OM 2 (**50/125µm**).
Ethernet up to 1 Gbit, fibre class OM 1 (**62.5/125µm**).
Individually packaged, with test report.
Standard lengths available quickly, prices on request.
The "5" in the art. no. stands for 50/125µm fibre, the "6" in the art. no. stands 62.5/125µm fibre.

MTRJ to SC, Multimode, Duplex

AL-5MTRJSC-01I	1 m
AL-5MTRJSC-02I	2 m
AL-5MTRJSC-03I	3 m
AL-5MTRJSC-05I	5 m
AL-6MTRJSC-01I	1 m
AL-6MTRJSC-02I	2 m
AL-6MTRJSC-03I	3 m
AL-6MTRJSC-05I	5 m

MTRJ to SC male.
Ethernet up to 1 Gbit, fibre class OM 2 (**50/125µm**).
Ethernet up to 1 Gbit, fibre class OM 1 (**62.5/125µm**).
Individually packaged, with test report.
Standard lengths available quickly, prices on request.
The "5" in the art. no. stands for 50/125µm fibre, the "6" in the art. no. stands 62.5/125µm fibre.



MTRJ to ST, Multimode, Duplex

AL-5MTRJST-01I	1 m
AL-5MTRJST-02I	2 m
AL-5MTRJST-03I	3 m
AL-5MTRJST-05I	5 m
AL-6MTRJST-01I	1 m
AL-6MTRJST-02I	2 m
AL-6MTRJST-03I	3 m
AL-6MTRJST-05I	5 m

MTRJ to ST male.
Ethernet up to 1 Gbit, fibre class OM 2 (**50/125µm**).
Ethernet up to 1 Gbit, fibre class OM 1 (**62.5/125µm**).
Individually packaged, with test report.
Standard lengths available quickly, prices on request.
The "5" in the art. no. stands for 50/125µm fibre, the "6" in the art. no. stands 62.5/125µm fibre.

SC to SC, Monomode, Simplex

AL-9SC-01I	1 m
AL-9SC-02I	2 m
AL-9SC-03I	3 m
AL-9SC-05I	5 m

SC to SC male.
9/125µm fibre.
Individually packaged, with test report.
Standard lengths available quickly, prices on request.



ST to ST, Monomode, Simplex

AL-9ST-01I	1 m
AL-9ST-02I	2 m
AL-9ST-03I	3 m
AL-9ST-05I	5 m

ST to ST male.
9/125µm fibre.
Individually packaged, with test report.
Standard lengths available quickly, prices on request.

SC to SC, Monomode, Duplex

AL-9SCSC-01I	1 m
AL-9SCSC-02I	2 m
AL-9SCSC-03I	3 m
AL-9SCSC-05I	5 m

SC to SC male.
9/125µm fibre.
Individually packaged, with test report.
Standard lengths available quickly, prices on request.



ST to ST, Monomode, Duplex

AL-9STST-01I	1 m
AL-9STST-02I	2 m
AL-9STST-03I	3 m
AL-9STST-05I	5 m

ST to ST male.
9/125µm fibre.
Individually packaged, with test report.
Standard lengths available quickly, prices on request.

ST to SC, Monomode, Duplex

ST auf SC male.
9/125µm fibre.
Individually packaged, with test report.
Standard lengths available quickly, prices on request.

AL-9STSC-01I	1 m
AL-9STSC-02I	2 m
AL-9STSC-03I	3 m
AL-9STSC-05I	5 m

The possible link lengths for fibre optic categories OM 2 and OM 3

Fibre class OM 2	
	Link length
10 Gigabit Ethernet	84m
1 Gigabit Ethernet	550m
100 Mbit/s Ethernet	2000m

Fibre class OM 3	
	Link length
10 Gigabit Ethernet	300m
1 Gigabit Ethernet	900m
100 Mbit/s Ethernet	2000m

ST to ST, Multimode, Simplex

ST to ST male.
Ethernet up to 1 Gbit, fibre class OM 2 (**50/125µm**).
Ethernet up to 1 Gbit, fibre class OM 1 (**62.5/125µm**).
Individually packaged, with test report.
Standard lengths available quickly, prices on request.

AL-5ST-01/3I	1 m
AL-5ST-02/3I	2 m
AL-5ST-03/3I	3 m
AL-5ST-05/3I	5 m

SC to SC, Multimode, Simplex

SC to SC male.
Ethernet up to 10 Gbit, fibre class OM 3.
Individually packaged, with test report.
Fibre **50/125µm.**
Standard lengths available quickly, prices on request.

AL-5SC-01/3I	1 m
AL-5SC-02/3I	2 m
AL-5SC-03/3I	3 m
AL-5SC-05/3I	5 m



LC to LC, Multimode, Simplex

LC to LC male.
Ethernet up to 10 Gbit, fibre class OM 3.
Individually packaged, with test report.
Fibre **50/125µm.**
Standard lengths available quickly, prices on request.

AL-5LC-01/3I	1 m
AL-5LC-02/3I	2 m
AL-5LC-03/3I	3 m
AL-5LC-05/3I	5 m

ST to ST, Multimode, Duplex

ST to ST male.
Ethernet up to 10 Gbit, fibre class OM 3.
Individually packaged, with test report.
Fibre **50/125µm.**
Standard lengths available quickly, prices on request.

AL-5STST-01/3I	1 m
AL-5STST-02/3I	2 m
AL-5STST-03/3I	3 m
AL-5STST-05/3I	5 m



SC to SC, Multimode, Duplex

SC to SC male.
Ethernet up to 10 Gbit, fibre class OM 3.
Individually packaged, with test report.
Fibre **50/125µm.**
Standard lengths available quickly, prices on request.

AL-5SCSC-01/3I	1 m
AL-5SCSC-02/3I	2 m
AL-5SCSC-03/3I	3 m
AL-5SCSC-05/3I	5 m



LC to LC, Multimode, Duplex

LC to LC male.
Ethernet up to 10 Gbit, fibre class OM 3.
Individually packaged, with test report.
Fibre **50/125µm.**
Standard lengths available quickly, prices on request.

AL-5LCLC-01/3I	1 m
AL-5LCLC-02/3I	2 m
AL-5LCLC-03/3I	3 m
AL-5LCLC-05/3I	5 m

ST Fibre Pigtail, Multimode, Simplex

ST male, individually packaged.
With test report.
Ethernet up to 1 Gbit, fibre class OM 2 (**50/125µm**).
Ethernet up to 1 Gbit, fibre class OM 1 (**62.5/125µm**).
All lengths available quickly, prices on request.



AL-5FPST-02I	50 / 125µm, 2 m
AL-6FPST-02I	62,5 / 125µm, 2 m

SC Fibre Pigtail, Multimode, Simplex

SC male, individually packaged.
With test report.
Ethernet up to 1 Gbit, fibre class OM 2 (**50/125µm**).
Ethernet up to 1 Gbit, fibre class OM 1 (**62.5/125µm**).
All lengths available quickly, prices on request.

AL-5FPSC-02I	50 / 125µm, 2 m
AL-6FPSC-02I	62,5 / 125µm, 2 m

LC Fibre Pigtail, Multimode, Simplex

LC male, individually packaged.
With test report.
Ethernet up to 1 Gbit, fibre class OM 2 (**50/125µm**).
Ethernet up to 1 Gbit, fibre class OM 1 (**62.5/125µm**).
All lengths available quickly, prices on request.



AL-5FPLC-02I	50 / 125µm, 2 m
AL-6FPLC-02I	62,5 / 125µm, 2 m

ST Fibre Pigtail, Multimode, Simplex

ST male, individually packaged.
With test report.
Ethernet up to 10 Gbit, fibre class OM 3.
All lengths available quickly, prices on request.



AL-5FPST-02/3I	50 / 125µm, 2 m
AL-6FPST-02/3I	62,5 / 125µm,2 m

SC Fibre Pigtail, Multimode, Simplex

SC male, individually packaged.
With test report.
Ethernet up to 10 Gbit, fibre class OM 3.
All lengths available quickly, prices on request.

AL-5FPSC-02/3I	50 / 125µm, 2 m
AL-6FPSC-02/3I	62,5 / 125µm, 2 m

LC Fibre Pigtail, Multimode, Simplex

LC male, individually packaged.
With test report.
Ethernet up to 10 Gbit, fibre class OM 3.
All lengths available quickly, prices on request.



AL-5FPLC-02/3I	50 / 125µm, 2 m

Fiber Optic Simplex and Duplex Indoor Cable for Direct Connector Assembly

The simplex and duplex cable can be used for direct connector assembly. Because of its small diameter and high flexibility, it is most suitable as patch cable in distribution plants and for connection of terminal devices. Delivered cut-to-length according to customer specifications, minimum 100 meters.

- I-VH... (simplex) and I-VH 2x1 (duplex), halogen-free.
- Structure: The cable core is available as compact fiber with non-metal strain relief elements (Aramid), the cable sheathing consists of halogen-free, flame-resistant material, sheathing color yellow.
- The cable is also available in other sheathing colors and completely assembled.

AL-5SIM-100	Simplex Indoor Cable, 50 / 125µm
AL-6SIM-100	Simplex Indoor Cable, 62,5 / 125µm
AL-5DUP-100	Duplex Indoor Cable, 50 / 125µm
AL-6DUP-100	Duplex Indoor Cable, 62,5 / 125µm

Fiber Optic Mini-Breakout Cable

Metal-free cable for direct connector assembly. Because of its small diameter, it is most suitable for cabling of workstations. Delivered cut-to-length according to customer specifications, minimum 100 meters.

- I-VH n..., halogen-free.
- Structure: The cable core is available as compact fiber and full fiber, with non-metallic strain relief elements (Aramid), the cable sheating consists of halogen-free, flame-resistant material, sheathing color yellow, **also available with 2, 6, 8 or 12 fibers**.
- The cable is also available in other sheating colors and completely assembled.

AL-5MBO4-100	Mini-Breakout, 50 / 125µm, 4 Fibers
AL-6MBO4-100	Mini-Breakout, 62.5 / 125µm,4 Fibers

Fiber Optic Breakout Cable

Designed for direct connector assembly. Because of its robust construction, it is very suitable for installation in the rising and horizontal areas of an in-house cable network. Delivered cut-to-length according to customer specifications, minimum 100 meters.

- I-VHH n..., halogen-free.
- Structure: The cable core is available as compact fiber and full fiber, with non-metallic strainrelief elements (Aramid), flame-resistant single sheating, color yellow, outer cable sheathing of halogen-free, flame-resistant material, color yellow, **also available with 2, 6, 10, 16, 20 and 24 fibers**.
- The cable is also available in other sheathing colors and completely assembled.

AL-5OUT4-100	Break-Out, 50 / 125µm, 4 Fibers
AL-5OUT8-100	Break-Out, 50 / 125µm, 8 Fibers
AL-5OUT12-100	Break-Out, 50 / 125µm, 12 Fibers
AL-6OUT4-100	Break-Out, 62,5 / 125µm, 4 Fibers
AL-6OUT8-100	Break-Out, 62,5 / 125µm, 8 Fibers
AL-6OUT12-100	Break-Out, 62,5 / 125µm, 12 Fibers

Fiber Optic Outdoor Cable with Rodent Protection

Lightweight, metal-free cable with small outer diameter. To be installed in pipes, cable channels or directly into the earth. Delivered cut-to-length according to customer specifications.

- A-DQ(ZN)B2Y.
- Structure: Central bundled fiber with max. 24 fibers, non-metallic strain relief elements and rodent protection with additional layer of glass elements, cable sheating of PE material, **also available with 2, 6, 10, 16, 20, 24 and 48 fibers**.
- The cable is also available in other sheathing colors and completely assembled.

AL-5AN4-100	Outdoor cable with rodent protection, 50 / 125µm, 4 Fibers
AL-5AN8-100	Outdoor cable with rodent protection, 50 / 125µm, 8 Fibers
AL-5AN12-100	Outdoor cable with rodent protection, 50 / 125µm, 12 Fibers
AL-6AN4-100	Outdoor cable with rodent protection, 62,5 / 125µm, 4 Fibers
AL-6AN8-100	Outdoor cable with rodent protection, 62,5 / 125µm, 8 Fibers
AL-6AN12-100	Outdoor cable with rodent protection, 62,5 / 125µm, 12 Fibers

Breakout Adapter Cable, Assembled

2 x ST ⇔ 2 x ST or 2 x SC ⇔ 2 x SC male with ceramic ferrule

• Individually packaged.
• With test report.

All lengths available quickly, prices on request.

AL-5BOST2-01	1 m	50 / 125 µm, 2 x ST
AL-6BOST2-01	1 m	62,5 / 125 µm, 2 x ST
AL-5BOSC2-01	1 m	50 / 125 µm, 2 x SC
AL-6BOSC2-01	1 m	62,5 / 125 µm, 2 x SC

Breakout Adapter Cable, Assembled

4 x ST ⇔ 4 x ST or 4 x SC ⇔ 4 x SC male with ceramic ferrule

• Individually packaged.
• With test report.

All lengths available quickly, prices on request.

AL-5BOST4-01	1 m	50 / 125 µm, 4 x ST
AL-6BOST4-01	1 m	62,5 / 125 µm, 4 x ST
AL-5BOSC4-01	1 m	50 / 125 µm, 4 x SC
AL-6BOSC4-01	1 m	62,5 / 125 µm, 4 x SC

Breakout Adapter Cable, Assembled

8 x ST ⇔ 8 x ST or 8 x SC ⇔ 8 x SC male with ceramic ferrule

• Individually packaged.
• With test report.

All lengths available quickly, prices on request.

AL-5BOST8-01	1 m	50 / 125 µm, 8 x ST
AL-6BOST8-01	1 m	62,5 / 125 µm, 8 x ST
AL-5BOSC8-01	1 m	50 / 125 µm, 8 x SC
AL-6BOSC8-01	1 m	62,5 / 125 µm, 8 x SC

Breakout Adapter Cable, Assembled

12 x ST ⇔ 12 x ST or 12 x SC ⇔ 12 x SC with ceramic ferrule

• Individually packaged.
• With test report.

All lengths available quickly, prices on request.

AL-5BOST12-01	1 m	50 / 125 µm, 12 x ST
AL-6BOST12-01	1 m	62,5 / 125 µm, 12 x ST
AL-5BOSC12-01	1 m	50 / 125 µm, 12 x SC
AL-6BOSC12-01	1 m	62,5 / 125 µm, 12 x SC

ST Fiber Optic Cable System with Feeding Assistance, Breakout Cable, Halogen-Free



- ST to ST connectors, breakout cable, halogen-free, I-V(ZN)H-H.
- Primary coated fibers in compact hollow core.
- Kevlar coating for strain relief, two halogen-free outer sheathings.
- Tensile force 300N, attenuation values for 50 and 62.5 µm at 1300nm: max. 1.3 dB/km.
- **All other standard connectors and lengths available, assembly of 2 to 96 connectors possible.**

AL-5BST4-01	4 x ST ⇔ 4 x ST, 50 / 125µm, 1,0 m
AL-5BST8-01	8 x ST ⇔ 8 x ST, 50 / 125µm, 1,0 m
AL-5BST12-01	12 x ST ⇔ 12 x ST, 50 / 125µm, 1,0 m
AL-6BST4-01	4 x ST ⇔ 4 x ST, 62,5 / 125µm, 1,0 m
AL-6BST8-01	8 x ST ⇔ 8 x ST, 62,5 / 125µm, 1,0 m
AL-6BST12-01	12 x ST ⇔ 12 x ST, 62,5 / 125µm, 1,0 m

SC Fiber Optic Cable System with Feeding Assistance, Breakout Cable, Halogen-Free

- SC to SC connectors, breakout cable, halogen-free, I-V(ZN)H-H.
- Primary coated fibers in compact hollow core.
- Kevlar coating for strain relief, two halogen-free outer sheathings.
- Tensile force 300N, attenuation values for 50 and 62.5 µm at 1300nm: max. 1.3 dB/km.
- **All other standard connectors and lengths available, assembly of 2 to 96 connectors possible.**

AL-5BSC4-01	4 x SC ⇔ 4 x SC, 50 / 125µm, 1,0 m
AL-5BSC8-01	8 x SC ⇔ 8 x SC, 50 / 125µm, 1,0 m
AL-5BSC12-01	12 x SC ⇔ 12 x SC, 50 / 125µm, 1,0 m
AL-6BSC4-01	4 x SC ⇔ 4 x SC, 62,5 / 125µm, 1,0 m
AL-6BSC8-01	8 x SC ⇔ 8 x SC, 62,5 / 125µm, 1,0 m
AL-6BSC12-01	12 x SC ⇔ 12 x SC, 62,5 / 125µm, 1,0 m

ST Fiber Optic Cable System with Feeding Assistance, In-/Outdoor Cable, Halogen-Free

- ST to ST connectors, combined in- and outdoor cable, halogen-free, I/A-D(ZN)H.
- Primary coated fibers with gel-filled central bundled cores, surrounded by a special foil and a fire-retardant protective sheathings, plus an extra Kevlar layer for strain relief.
- Tensile force 1000N, attenuation values for 50 and 62.5 µm at 1300nm: max. 1.0 dB/km.
- **All other standard connectors and lengths available, assembly of 2 to 96 connectors possible.**

AL-5IAST4-01	4 x ST ⇔ 4 x ST, 50 / 125µm, 1,0 m
AL-5IAST8-01	8 x ST ⇔ 8 x ST, 50 / 125µm, 1,0 m
AL-5IAST12-01	12 x ST ⇔ 12 x ST, 50 / 125µm, 1,0 m
AL-6IAST4-01	4 x ST ⇔ 4 x ST, 62,5 / 125µm, 1,0 m
AL-6IAST8-01	8 x ST ⇔ 8 x ST, 62,5 / 125µm, 1,0 m
AL-6IAST12-01	12 x ST ⇔ 12 x ST, 62,5 / 125µm, 1,0 m

SC Fiber Optic Cable System with Feeding Assistance, In-/Outdoor Cable, Halogen-Free



- SC to SC connectors, combined in- and outdoor cable, halogen-free, I/A-D(ZN)H.
- Primary coated fibers with gel-filled central bundled cores, surrounded by a special foil and a fire-retardant protective sheathings, plus an extra Kevlar layer for strain relief.
- Tensile strenth 1000N, attenuation values for 50 and 62.5 µm at 1300nm: max. 1.0 dB/km.
- **All other standard connectors and lengths available, assembly of 2 to 96 connectors possible.**

AL-5IASC4-01	4 x SC ⇔ 4 x SC, 50 / 125µm, 1,0 m
AL-5IASC8-01	8 x SC ⇔ 8 x SC, 50 / 125µm, 1,0 m
AL-5IASC12-01	12 x SC ⇔ 12 x SC, 50 / 125µm, 1,0 m
AL-6IASC4-01	4 x SC ⇔ 4 x SC, 62,5 / 125µm, 1,0 m
AL-6IASC8-01	8 x SC ⇔ 8 x SC, 62,5 / 125µm, 1,0 m
AL-6IASC12-01	12 x SC ⇔ 12 x SC, 62,5 / 125µm, 1,0 m

ST Fiber Optic Cable System with Feeding Assistance, Outdoor Cable, Rodent Protection

- ST to ST connectors, outdoor cable with non-metallic rodent protection, longitudinally waterproof, A-DQ(ZN)B2Y.
- Primary coated fibers in gel-filled central bundled cores, surrounded by a reinforced layer of glass elements with gel material for longitudinal waterproof and rodent protection, with PE protective sheathing.
- Tensile force 1000 / 1500N, attenuation values for 50 and 62.5 µm at 1300nm: max. 1.0 dB/km.
- **Standard with ST or SC connectors, all standard connectors and lengths available.**

AL-5ANST4-01	4 x ST ⇔ 4 x ST, 50 / 125µm, 1,0 m
AL-5ANST8-01	8 x ST ⇔ 8 x ST, 50 / 125µm, 1,0 m
AL-5ANST12-01	12 x ST ⇔ 12 x ST, 50 / 125µm, 1,0 m
AL-6ANST4-01	4 x ST ⇔ 4 x ST, 62,5 / 125µm, 1,0 m
AL-6ANST8-01	8 x ST ⇔ 8 x ST, 62,5 / 125µm, 1,0 m
AL-6ANST12-01	12 x ST ⇔ 12 x ST, 62,5 / 125µm, 1,0 m

SC Fiber Optic Cable System with Feeding Assisstance, Outdoor Cable, Rodent Protection

- SC to SC connectors, outdoor cable with non-metallic rodent protection, longitudinally waterproof, A-DQ(ZN)B2Y.
- Primary coated fibers in gel-filled central bundled cores, surrounded by a reinforced layer of glass elements with gel material for longitudinal waterproof and rodent protection, with PE protective sheathing.
- Tensile force 1000 / 1500N, attenuation values for 50 and 62.5 µm at 1300nm: max. 1.0 dB/km.
- **Standard with ST or SC connectors, all standard connectors and lengths available.**

AL-5ANSC4-01	4 x SC ⇔ 4 x SC, 50 / 125µm, 1,0 m
AL-5ANSC8-01	8 x SC ⇔ 8 x SC, 50 / 125µm, 1,0 m
AL-5ANSC12-01	12 x SC ⇔ 12 x SC, 50 / 125µm, 1,0 m
AL-6ANSC4-01	4 x SC ⇔ 4 x SC, 62,5 / 125µm, 1,0 m
AL-6ANSC8-01	8 x SC ⇔ 8 x SC, 62,5 / 125µm, 1,0 m
AL-6ANSC12-01	12 x SC ⇔ 12 x SC, 62,5 / 125µm, 1,0 m

19" Fibre Optic Splice Boxes, Unequipped

- Housing of 1 mm sheet steel.
- Front panel of anodised aluminium, with lettering field.
- Delivery contents: 19" splice box with cover, front panel with lettering field, holder for splice cassette.

AL-19-12ST	Fibre Optic Splice Box for 12 x ST, 1 HU
AL-19-24ST	Fibre Optic Splice Box for 24 x ST,1 HU
AL-192-48ST	Fibre Optic Splice Box for 48 x ST, 2 HU
AL-19-12SCS	Fibre Optic Splice Box for 12 x SC Simplex, 1 HU
AL-19-24SCS	Fibre Optic Splice Box for 24 x SC Simplex, 1 HU
AL-19-6SCD	Fibre Optic Splice Box for 6 x SC Duplex, 1 HU
AL-192-12SCS	Fibre Optic Splice Box for 12 x SC Duplex, 2HU
AL-192-24SCS	Fibre Optic Splice Box for 24 x SC Duplex, 2 HU

19" Fibre Optic Splice Boxes, 1 HU, Unequipped, pull-out

- Carrier housing 1.5 mm sheet steel. Width 483 mm, depth 350 mm.
- Chassis plate of galvanised sheet steel with special edging, pull-out depth 260 mm 260 mm.
- Front panel 1.5 mm sheet steel, alu. colours, lettering field of anodised aluminium, PG panel 1 mm galvanised sheet steel.
- Following PG screw connections integrated: 2 x PG11, 2 x PG 13.5 and 2 x PG 16
- Delivery contents: 19" drawer splice box, front panel with lettering field, holder for splice cassette, installation materials.
- Upon request also for 16 x ST or for 16 x SC couplings, or with 2 and 3 U with up to 48 x SC duplex.

AL-19AZ-12ST	Fibre Optic Splice Box for 12 x ST
AL-19AZ-24ST	Fibre Optic Splice Box for 24 x ST
AL-19AZ-12SCS	Fibre Optic Splice Box for 12 x SC Simplex
AL-19AZ-24SCS	Fibre Optic Splice Box for 24 x SC Simplex
AL-19AZ-6SCD	Fibre Optic Splice Box for 6 x SC Duplex

ST Connector
Multimode with kink protection.

ALWL-ST	ST Connector, Multimode

SC Connector
Multimode with kink protection.

ALWL-SC	SC Connector, Multimode, Simplex
ALWL-SCD	SC Connector, Multimode, Duplex

LC Connector
Multimode with kink protection.

ALWL-LC	LC Connector, Multimode, Simplex
ALWL-LCD	LC Connector, Multimode, Duplex

ST to ST Couplers

ALWL-STK1	Ceramic, Metal
ALWL-STK2	Phosphor Bronze, Metal

SC to SC Couplers

ALWL-SCK1S	Phosphor Bronze, Plastic, Simplex
ALWL-SCK1D	Phosphor Bronze, Plastic, Duplex
ALWL-SCK2S	Ceramic, Metal, Simplex
ALWL-SCK2D	Ceramic, Metal, Duplex

ST to SC Couplers



ALWL-STSC1S	Phosphor Bronze, Plastic, Simplex
ALWL-STSC1D	Phosphor Bronze, Plastic, Duplex
ALWL-STSC2S	Ceramic, Metal, Simplex
ALWL-STSC2D	Ceramic, Metal, Duplex

Splice Cassette
For up to 12 fibers, with accessories.

AL-SK1	Splice Cassette for 12 Fibers
AL-SK2	Crimp Splice Comb for 12 Fibers
AL-SK3	Crimp Splice Protection for 1 Fiber
AL-SK4	Cover for Splice Cassette

Premium Splice Cassette
With strain relief and label for each pigtail, for up to 12 fibers, incl. accessory.



AL-SK11P	Splice Cassette for 12 Fibers
AL-SK22P	Crimp Splice Comb for 12 Fibers
AL-SK44P	Cover for Splice Cassette

Fiber Optic Cable Stripper, 50µm
Optimal for patch and breakout cable.

AL-KS	Fiber Optic Cable Stripper

Miller Stripper
For pigtail fiber or secondary coating,
suitable for single mode (9/125µm) and multimode (50 + 62.5/125µm).

AL-MS	Miller Stripper

T&B Stripper
Secondary and primary coating in one step,
suitable for single mode (9/125µm) and multimode (50µm + 62.5/125µm).

AL-TB	T&B Cable Stripper

Siemens Stripper, 62.5µm
For stripping down to the glass.

AL-SIE	Siemens Stripper

Fiber Optic Crimping Tool
For crimping ST or SC connectors.



A-SK ST	For ST Connectors, Sheath Ø 0.042 - 5.41 mm
A-SK SC	For SC Connectors, Sheath Ø 0.042 - 4.95 mm

Ceramic Cutter
Optimal for Kevlar, very long life time.

AL-KSCH	Ceramic Cutter

Network Tool Kit
The tool kit consists of the following tools:
- Crimping tool for coax and fiber optic connectors with various inserts.
- Four different crimp inserts.
- ***A-SK 25*** = stripping tool for coaxial cable
- ***A-SK CC*** = cable cutter
- Screw driver for changing the crimp inserts, all together in a practical plastic case



A-SK KIT2	Network Tool Kit, Arranged in Plastic Case

Tool Kit for Coax and Fiber Optic
The tool kit consists of the following tools:
- **A-SK 10**, crimping tool for Coax connectors, suitable for RG 6, 59, 62, 140, 210, Belden 8279, 55, 58, 141, 142, 223, 303, 400, Fiber Optic
- **A-SK 20**, Coax cable stripper with 3 knifes, for cable diameter from 3,5mm up to 7,4 mm
- **A-SK CC**, cable cutter for Coax cable, for cable diameter up to 10,5mm
- all articles together in a practical plastic case

A-SK KIT3	Coax and Fiber Optic Tool Kit







ASSMANN

CABLES • CONNECTORS • HEATSINKS

PLEASE ASK FOR OUR FULL LINE OF CATALOGS!

CALL TOLL FREE:

1-877-277-6266

http://www.usa-assmann.com

DIGITUS

... complete assortment of high quality computer peripherals

www.digitusworld.com

MA-CABLE CAT 2003/EN

Общество с ограниченной ответственностью «МосЧип» ИНН 7719860671 / КПП 771901001
Адрес: 105318, г.Москва, ул.Щербаковская д.3, офис 1107

Данный компонент на территории Российской Федерации

Вы можете приобрести в компании MosChip.

Для оперативного оформления запроса Вам необходимо перейти по данной ссылке:

http://moschip.ru/get-element

Вы можете разместить у нас заказ для любого Вашего проекта, будь то серийное производство или разработка единичного прибора.

В нашем ассортименте представлены ведущие мировые производители активных и пассивных электронных компонентов.

Нашей специализацией является поставка электронной компонентной базы двойного назначения, продукции таких производителей как XILINX, Intel (ex.ALTERA), Vicor, Microchip, Texas Instruments, Analog Devices, Mini-Circuits, Amphenol, Glenair.

Сотрудничество с глобальными дистрибьюторами электронных компонентов, предоставляет возможность заказывать и получать с международных складов практически любой перечень компонентов в оптимальные для Вас сроки.

На всех этапах разработки и производства наши партнеры могут получить квалифицированную поддержку опытных инженеров.

Система менеджмента качества компании отвечает требованиям в соответствии с ГОСТ Р ИСО 9001, ГОСТ РВ 0015-002 и ЭС РД 009

Офис по работе с юридическими лицами:

105318, г.Москва, ул.Щербаковская д.3, офис 1107, 1118, ДЦ «Щербаковский»

Телефон: +7 495 668-12-70 (многоканальный)

Факс: +7 495 668-12-70 (доб.304)

E-mail: info@moschip.ru

Skype отдела продаж:
moschip.ru
moschip.ru_4
moschip.ru_6
moschip.ru_9