


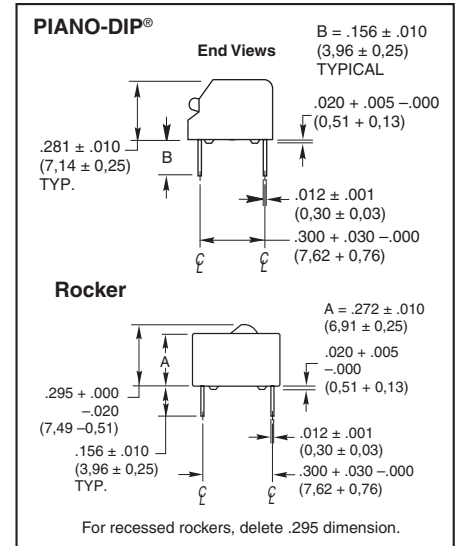
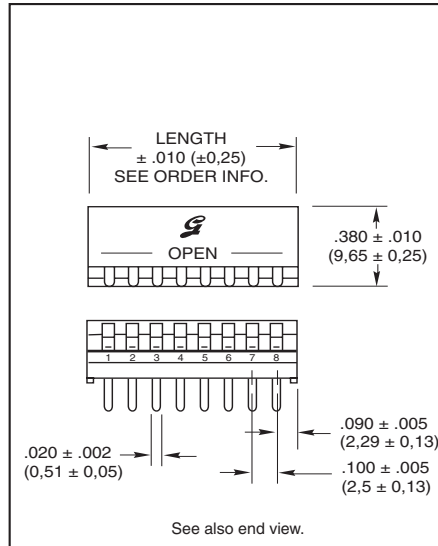
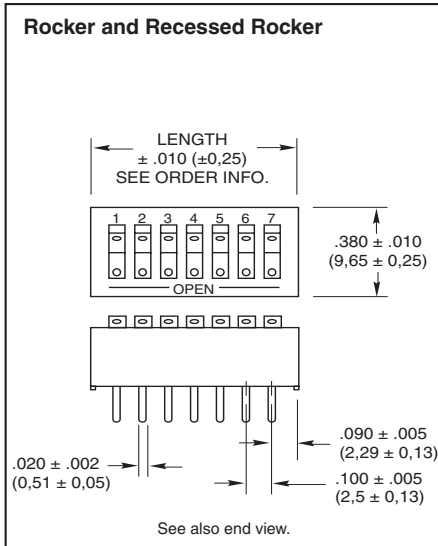
SERIES 76
SPST Rocker

FEATURES

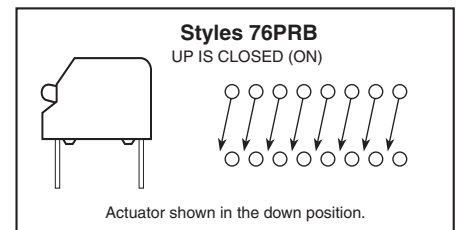
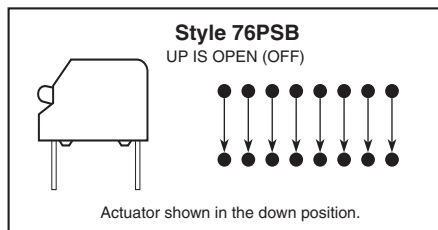
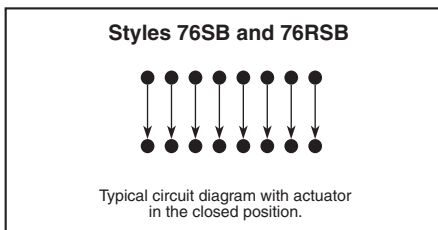
- Raised and Recessed, Rocker and PIANO-DIP® Styles
- Sealed Base Standard
- Spring and Ball Contact
- Top Tape Seal Option



DIMENSIONS in inches (and millimeters)



CIRCUITRY



ORDERING INFORMATION

Series

Switch Style: SB = Raised Rocker
RSB = Recessed Rocker
PSB = Piano-DIP (Up is Off)
PRB = Piano-DIP (Up is On)

T = RoHS compliant

Sealed*: S = Tape Seal

Number of Positions: 02 through 10, 12

| No. of Pos. | Length (Inches) | Length (Metric) | No./Tube |
|-------------|-----------------|-----------------|----------|
| 2 | 0.280" | 7,1 mm | 35 |
| 3 | 0.380" | 9,7 mm | 27 |
| 4 | 0.480" | 12,2 mm | 21 |
| 5 | 0.580" | 14,7 mm | 18 |
| 6 | 0.680" | 17,3 mm | 15 |
| 7 | 0.780" | 19,8 mm | 13 |
| 8 | 0.880" | 22,4 mm | 12 |
| 9 | 0.980" | 24,9 mm | 10 |
| 10 | 1.080" | 27,4 mm | 9 |
| 12 | 1.280" | 32,5 mm | 8 |

*A top tape seal is required for switches that are machine soldered or heavily cleaned after hand soldering. To order top seal versions, add "S" to the Grayhill part number.

Available from your local Grayhill Distributor.
For prices and discounts, contact a local Sales Office, an authorized local Distributor or Grayhill.

SPECIFICATIONS: Standard Styles

| Ratings | 76 | 78 | 90B |
|--|-----------------|-----------------|-----------------|
| Mechanical Life: Operations per switch position | 2,000 | 2,000 | 2,000 |
| Make-and-break Current Rating: Operations per switch position at these resistive loads | | | |
| 1 mA, 5 Vdc; 50 mA, 30 Vdc; or 150 mA, 30 Vdc: | 2,000 | 2,000 | — |
| 10 mA, 30 Vdc; or 10 mA, 50 mVdc: | — | — | 2,000 |
| 10 mA, 50 mVdc; or 25 mA, 24 Vdc; or 100 mA, 6 Vdc: | — | — | 2,000 |
| Contact Resistance: Initially: | ≤ 30 mΩ | ≤ 30 mΩ | ≤ 20 mΩ |
| After life, at 10 mA, 50 mVdc, open circuit: | ≤ 100 mΩ | ≤ 100 mΩ | ≤ 100 mΩ |
| Insulation Resistance: | | | |
| Minimum, at 100 Vdc between adjacent closed contacts and also across open switch contacts | | | |
| Initially (Mohms): | 5,000 | 5,000 | 5,000 |
| After life (Mohms): | 1,000 | 1,000 | 1,000 |
| Dielectric Strength: Minimum voltage (AC, RMS) measured between adjacent closed contacts and also across open switch contacts. | | | |
| Initially: | 750 V | 750 V | 500 V |
| After life: | 500 V | 500 V | 500 V |
| Current Carry Rating: Maximum rise of 20°C | 5 A | 4 A | 3 A |
| Switch Capacitance: At 1 megahertz | 2 pF | 2 pF | 2 pF |
| Operating Temperature Range: | -40°C to + 85°C | -40°C to + 85°C | -40°C to + 85°C |
| Storage Temperature Range: | -55°C to + 85°C | -55°C to + 85°C | -55°C to + 85°C |

Mechanical Ratings

Vibration Resistance: Per Method 204, Test Condition B, 1 mS opening (10 mS allowed)

Mechanical Shock: Per Method 213, Test Condition A. 1 mS opening (10 mS allowed)

Thermal Shock Resistance: Per specification; no failures; passes contact resistance.

Terminal Strength: Per specification

Thermal Aging: 1,000 hours at 85°C; no failures.

Environmental Ratings

Meets all requirements of MIL- S-83504.**

Where Grayhill performance is superior, the MIL spec is listed in parentheses.

Moisture Resistance: Per MIL-STD-202, Method 106.

Soldering Information

Series 90 MIDIP and Series 76 recessed rocker (76RSB style) sealed switches have been tested to EIA Standard RS-448-2. Similar performance can be expected from other sealed Series 76 and 78 DIP switches.

Solderability: Per MIL-STD-202, Method 208

Resistance to Soldering Heat: 76RSB: Passes EIA Standard using two, four, and six second soldering time. 90: Per MIL-S-83504, six second test.

Fluxing: Per EIA RS-448-2 with flux touching switch body.

Cleaning: 76, 78 and 90 series tape sealed products: Passes immersion test using water/detergent. Acceptable solutions include 1-1-1 trichlorethane, freon, (TF, TE, or TMS), isopropyl alcohol, detergent (140°F maximum). Terpene acceptable for Series 90 only. Solutions which are not recommended include acetone, methylene chloride, freon TMC.

Materials and Finishes

Shorting Member (Ball): Brass, gold-plated over nickel barrier.

Base Contacts: Copper alloy, gold-plated over nickel barrier.

Terminals: Copper alloy, matte tin plated over nickel barrier.

Non-Conductive Parts: Thermoplastic (UL94V-O)

Potting Material: Epoxy, 76,78 only.

Protective Cover: 76,78, only-Polycarbonate.

Tape Seal:

76, 78: Polyester film

90: Polyimide film

Tape Seal Integrity: Passes gross leak test using 125°C flourinert for 20 seconds minimum. Reference MIL-STD-202, Method 112.

Данный компонент на территории Российской Федерации

Вы можете приобрести в компании MosChip.

Для оперативного оформления запроса Вам необходимо перейти по данной ссылке:

<http://moschip.ru/get-element>

Вы можете разместить у нас заказ для любого Вашего проекта, будь то серийное производство или разработка единичного прибора.

В нашем ассортименте представлены ведущие мировые производители активных и пассивных электронных компонентов.

Нашей специализацией является поставка электронной компонентной базы двойного назначения, продукции таких производителей как XILINX, Intel (ex.ALTERA), Vicor, Microchip, Texas Instruments, Analog Devices, Mini-Circuits, Amphenol, Glenair.

Сотрудничество с глобальными дистрибьюторами электронных компонентов, предоставляет возможность заказывать и получать с международных складов практически любой перечень компонентов в оптимальные для Вас сроки.

На всех этапах разработки и производства наши партнеры могут получить квалифицированную поддержку опытных инженеров.

Система менеджмента качества компании отвечает требованиям в соответствии с ГОСТ Р ИСО 9001, ГОСТ РВ 0015-002 и ЭС РД 009

Офис по работе с юридическими лицами:

105318, г.Москва, ул.Щербаковская д.3, офис 1107, 1118, ДЦ «Щербаковский»

Телефон: +7 495 668-12-70 (многоканальный)

Факс: +7 495 668-12-70 (доб.304)

E-mail: info@moschip.ru

Skype отдела продаж:

moschip.ru

moschip.ru_4

moschip.ru_6

moschip.ru_9