


3M™ Pin Strip Header

2 mm × 2 mm Solder Tail Straight & Right Angle, Surface Mount Straight

1512 Series



- Mates with a variety of dual row 2 mm board mount and wire mount sockets
- High temperature insulator compatible with lead-free solder processes
- Extensive pin count availability from 4 to 80 positions
- Available with vacuum cap in tape and reel packaging for automatic placement
- Minimizes use of PC board space
- End and side stackable design
- RoHS Compliant. See the Regulatory Information Appendix (RIA) in the “RoHS Compliance” section of www.3Mconnectors.com for compliance information (RIA E1 & C1 apply)

Date Modified: January 14, 2013

TS-0808-H
Sheet 1 of 4

Physical

Insulation:

Material: Glass-filled LCP

Flammability: UL 94V-0

Color: Black

Contact:

Material: Copper Alloy

Plating:

Underplating: 50 μ" [1.27 μm] Nickel

Wiping Area: 30 μ" [0.76 μm] Gold Avg.

Solder Tails: 200-300 μ" [5.08-7.62 μm] Matte Tin

Marking: None

Electrical

Current Rating: 3.50 A, 1 Line Powered

1.75 A, 6 Adjacent Lines Powered

1.00 A, All Lines Powered

Rating Conditions: EIA-364-070 Method 2, 30°C maximum temperature rise, 20% derated. Reference appropriate 3M Product Specification for detailed current derating curves.

Insulation Resistance: $> 1 \times 10^9 \Omega$ at 250 V_{DC}

Withstanding Voltage: 500 V_{RMS} at Sea Level

Environmental

Temperature Rating: -55°C to +105°C

Process Rating: Maximum 260°C (per J-STD-020C)

Moisture Sensitivity Level: 1 (per J-STD-020C)

UL File No.: E68080

3M

Electronic Solutions Division
Interconnect Solutions
<http://www.3Mconnectors.com>

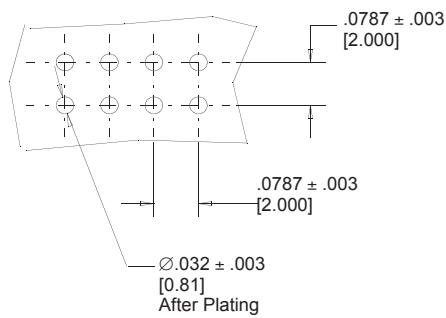
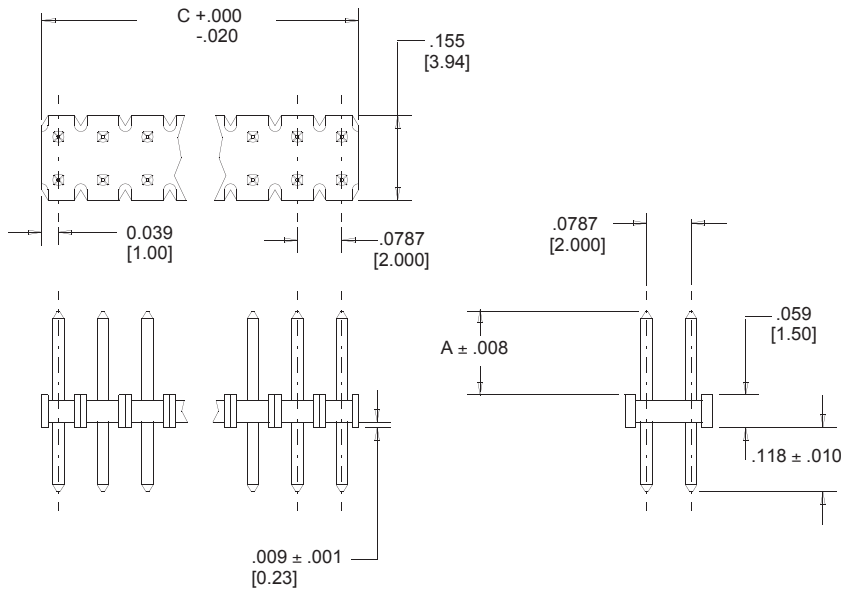
3M is a trademark of 3M Company.
For technical, sales or ordering information call
800-225-5373

3M™ Pin Strip Header

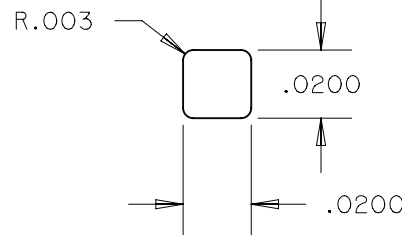
2 mm × 2 mm Solder Tail Straight & Right Angle, Surface Mount Straight

1512 Series

Straight



Recommended Mounting Hole Pattern



Pin Cross Section

Contact Quantity	Dimension C
04	0.157 [4.0]
06	0.236 [6.0]
08	0.315 [8.0]
10	0.394 [10.0]
12	0.472 [12.0]
14	0.551 [14.0]
16	0.63 [16.0]
18	0.709 [18.0]
20	0.787 [20.0]
22	0.866 [22.0]
24	0.945 [24.0]
26	1.024 [26.0]
28	1.102 [28.0]
30	1.181 [30.0]
32	1.26 [32.0]
34	1.339 [34.0]
36	1.417 [36.0]
38	1.496 [38.0]
40	1.575 [40.0]
42	1.654 [42.0]
44	1.732 [44.0]
46	1.811 [46.0]
48	1.89 [48.0]
50	1.969 [50.0]
52	2.047 [52.0]
54	2.126 [54.0]
56	2.205 [56.0]
58	2.283 [58.0]
60	2.362 [60.0]
80	3.15 [80.0]

mm
[Inch]

Tolerance Unless Noted		
	in.	mm
0.X	-	±0.5
0.XX	±0.01	±0.25
0.XXX	±0.005	±0.13

[] Dimensions for Reference Only



Ordering Information

1512XX-8X22-RB (RIA E1 & C1 Apply)

Contact Quantity
(See Table 1)

Pin Length
Dim 'A'
3 = .130"
4 = .152"

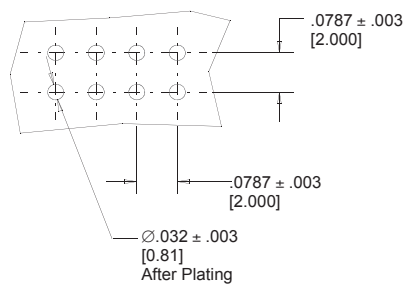
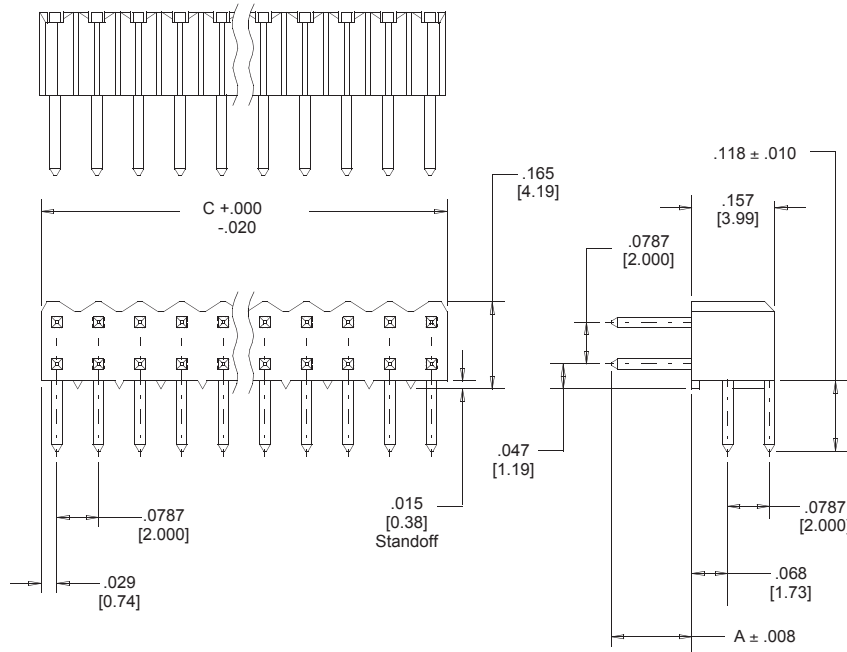
TS-0808-H
Sheet 2 of 4

3M™ Pin Strip Header

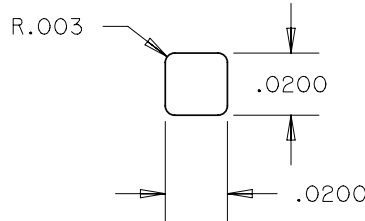
2 mm × 2 mm Solder Tail Straight & Right Angle, Surface Mount Straight

1512 Series

Right Angle



**Recommended
Mounting Hole Pattern**



Pin Cross Section

Contact Quantity	Dimension C
04	0.157 [4.0]
06	0.236 [6.0]
08	0.315 [8.0]
10	0.394 [10.0]
12	0.472 [12.0]
14	0.551 [14.0]
16	0.63 [16.0]
18	0.709 [18.0]
20	0.787 [20.0]
22	0.866 [22.0]
24	0.945 [24.0]
26	1.024 [26.0]
28	1.102 [28.0]
30	1.181 [30.0]
32	1.26 [32.0]
34	1.339 [34.0]
36	1.417 [36.0]
38	1.496 [38.0]
40	1.575 [40.0]
42	1.654 [42.0]
44	1.732 [44.0]
46	1.811 [46.0]
48	1.89 [48.0]
50	1.969 [50.0]
52	2.047 [52.0]
54	2.126 [54.0]
56	2.205 [56.0]
58	2.283 [58.0]
60	2.362 [60.0]
80	3.15 [80.0]

mm
[Inch]

Tolerance Unless Noted		
	in.	mm
0.X	-	±0.5
0.XX	±0.01	±0.25
0.XXX	±0.005	±0.13

[] Dimensions for Reference Only



Ordering Information

1512XX-7X22-RB (RIA E1 & C1 Apply)

Contact Quantity
(See Table 1)

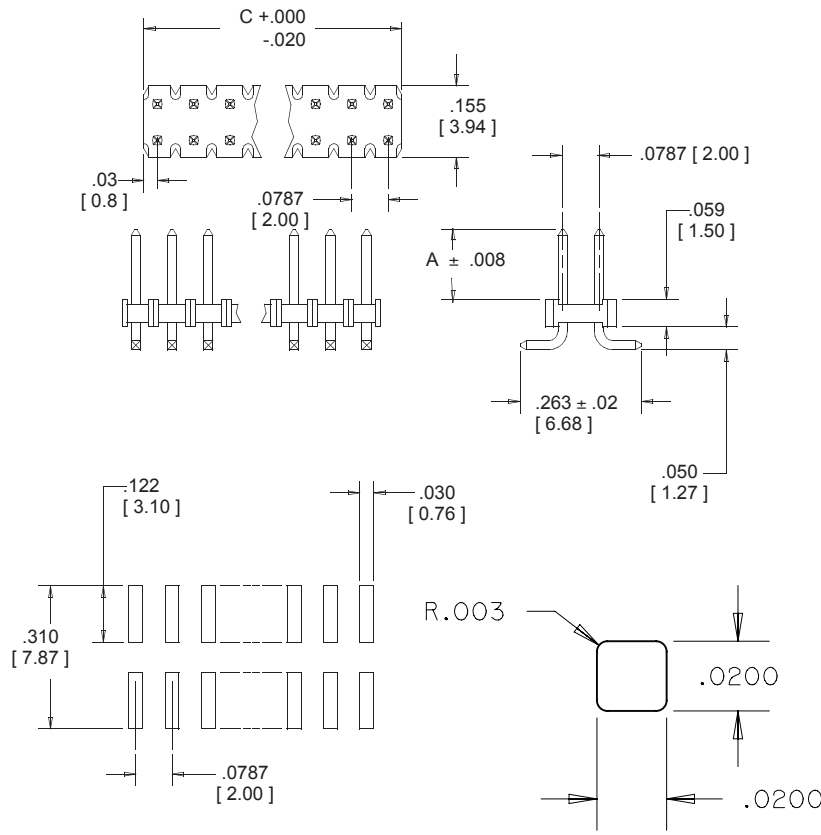
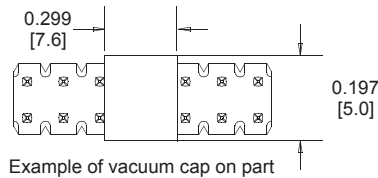
Pin Length
Dim 'A'
3 = .130"
4 = .152"

TS-0808-H
Sheet 3 of 4

3M™ Pin Strip Header

2 mm x 2 mm Solder Tail Straight & Right Angle, Surface Mount Straight

1512 Series



Contact Quantity	Dimension C	Tape Width	Order Code
04	0.157 [4.0]	n/a	n/a
06	0.236 [6.0]	n/a	n/a
08	0.315 [8.0]	24 mm	WB
10	0.394 [10.0]	24 mm	WC
12	0.472 [12.0]	24 mm	WC
14	0.551 [14.0]	24 mm	WC
16	0.63 [16.0]	24 mm	WC
18	0.709 [18.0]	32 mm	WC
20	0.787 [20.0]	32 mm	WC
22	0.866 [22.0]	44 mm	WD
24	0.945 [24.0]	44 mm	WD
26	1.024 [26.0]	44 mm	WD
28	1.102 [28.0]	44 mm	WD
30	1.181 [30.0]	44 mm	WD
32	1.26 [32.0]	56 mm	WE
34	1.339 [34.0]	56 mm	WE
36	1.417 [36.0]	56 mm	WE
38	1.496 [38.0]	56 mm	WE
40	1.575 [40.0]	56 mm	WE
42	1.654 [42.0]	56 mm	WE
44	1.732 [44.0]	72 mm	WF
46	1.811 [46.0]	72 mm	WF
48	1.89 [48.0]	72 mm	WF
50	1.969 [50.0]	72 mm	WF
52	2.047 [52.0]	72 mm	WF
54	2.126 [54.0]	72 mm	WF
56	2.205 [56.0]	72 mm	WF
58	2.283 [58.0]	88 mm	WG
60	2.362 [60.0]	88 mm	WG
80	3.15 [80.0]	n/a	n/a

Notes: 1. Tape & reel include vacuum pick-up cap for pick n place handling equipment.
2. Parts in tray packaging are supplied without vacuum cap.



mm
[Inch]

Tolerance Unless Noted		
	in.	mm
0.X	-	±0.5
0.XX	±0.01	±0.25
0.XXX	±0.005	±0.13

[] Dimensions for Reference Only

Ordering Information

1512XX-2X20-RB-XX (RIA E1 & C1 Apply)

Contact Quantity
(See Table 1)

Pin Length
Dim 'A'
3 = .130"
4 = .152"

Packaging suffix:
Blank = Tray Packaging
WX = Tape & Reel Packaging
(see table 1)

TS-0808-H
Sheet 4 of 4

3M is a trademark of 3M Company.

Important Notice

All statements, technical information, and recommendations related to 3M's products are based on information believed to be reliable, but the accuracy or completeness is not guaranteed. Before using this product, you must evaluate it and determine if it is suitable for your intended application. You assume all risks and liability associated with such use. Any statements related to the product which are not contained in 3M's current publications, or any contrary statements contained on your purchase order shall have no force or effect unless expressly agreed upon, in writing, by an authorized officer of 3M.

Warranty; Limited Remedy; Limited Liability.

This product will be free from defects in material and manufacture for a period of one (1) year from the time of purchase. **3M MAKES NO OTHER WARRANTIES INCLUDING, BUT NOT LIMITED TO, ANY IMPLIED WARRANTY OF MERCHANTABILITY OR FITNESS FOR A PARTICULAR PURPOSE.** If this product is defective within the warranty period stated above, your exclusive remedy shall be, at 3M's option, to replace or repair the 3M product or refund the purchase price of the 3M product. **Except where prohibited by law, 3M will not be liable for any indirect, special, incidental or consequential loss or damage arising from this 3M product, regardless of the legal theory asserted.**



3M Electronics Solutions Division

6801 River Place Blvd.
Austin, TX 78726-9000
U.S.A.
1-800-225-5373
www.3m.com/interconnects

Please recycle. Printed in USA.
© 3M 2012. All rights reserved.
RIA-2217B-E

Данный компонент на территории Российской Федерации

Вы можете приобрести в компании MosChip.

Для оперативного оформления запроса Вам необходимо перейти по данной ссылке:

<http://moschip.ru/get-element>

Вы можете разместить у нас заказ для любого Вашего проекта, будь то серийное производство или разработка единичного прибора.

В нашем ассортименте представлены ведущие мировые производители активных и пассивных электронных компонентов.

Нашей специализацией является поставка электронной компонентной базы двойного назначения, продукции таких производителей как XILINX, Intel (ex.ALTERA), Vicor, Microchip, Texas Instruments, Analog Devices, Mini-Circuits, Amphenol, Glenair.

Сотрудничество с глобальными дистрибьюторами электронных компонентов, предоставляет возможность заказывать и получать с международных складов практически любой перечень компонентов в оптимальные для Вас сроки.

На всех этапах разработки и производства наши партнеры могут получить квалифицированную поддержку опытных инженеров.

Система менеджмента качества компании отвечает требованиям в соответствии с ГОСТ Р ИСО 9001, ГОСТ РВ 0015-002 и ЭС РД 009

Офис по работе с юридическими лицами:

105318, г.Москва, ул.Щербаковская д.3, офис 1107, 1118, ДЦ «Щербаковский»

Телефон: +7 495 668-12-70 (многоканальный)

Факс: +7 495 668-12-70 (доб.304)

E-mail: info@moschip.ru

Skype отдела продаж:

moschip.ru

moschip.ru_4

moschip.ru_6

moschip.ru_9