



ITT

Interconnect Solutions
Cannon, VEAM, BIW



Ensuring soldier safety

in the harshest environments for

20 years and over

500,000 SINCGARS radios



Engineered for life


Universal Contact is an independent SMT contact which provides an electrical connection between a device and a PCB. The contact is manufactured as a single piece stamped product, incorporating pre-load and anti-lift features. The Universal Contact has been designed to replace traditional interfaces where the contact is custom designed into the component. It can be used to connect a number of device components in any direction and configuration using the same interface.

Additional Advantages of using Universal Contacts

- Qualification time reduction - same contact for many components
- Allows standard interface across applications and platforms
- Freedom to position at an angle - not fixed by mating component

Features & Benefits of the Design

- Range of heights available:
 - 1.3mm contact with the minimum pitch of 1.35mm
 - 1.8mm contact with the minimum pitch of 1.25mm
 - 2.5mm contact the minimum pitch is 1.35mm
 - 3.5 & 4.0mm minimum pitch is 1.45mm
- Solderwell that prevents solder wicking up the contact
- "Side wings" protect the active parts of the contact which prevent contact from overstressing and potential damage
- Domed contact point allows good hertz stress and low contact resistance
- The X-Y-Z movement allows robust connection between the contact and component assembly during shock and vibration
- Compliant with WEEE and RoHS directives.



Applications

- Handset
- Solderless component interconnect
- I/O connector / Board to board interconnect
- Battery contact / Antenna contact
- Grounding contact / SIM contact
- Laptops & Computers
- Memory Stick
- Home Electronic Devices / White Goods
- Smoke detectors / Security alarm systems
- Home appliances
- Automotive - Keyfob
- Medical - CT scan equipment
- Industrial - Circuit breaker for GPS beckon

Materials & Finishes

Base material	Beryllium Copper
Plating	Selective Au in contact area 1m min over Au stripe, 0.05 - 0.1 m over Ni 1.0 - 3.0 m

Electrical

Contact resistance	Max 20 mΩ
Max current rating	2.0 amps nominal 3.0 amps peak

Environmental

Operating temperature	-40°C and +85°C
Humidity	Operable in 90% relative humidity (temp + 40°C)

Solder systems	Infrared and hot air reflow
Vibration	In accordance with IEC 68-2-36
Shock	In accordance with IEC 68-2-27, 30 g

Mechanical See selection table on the right for contact forces at specific mating heights

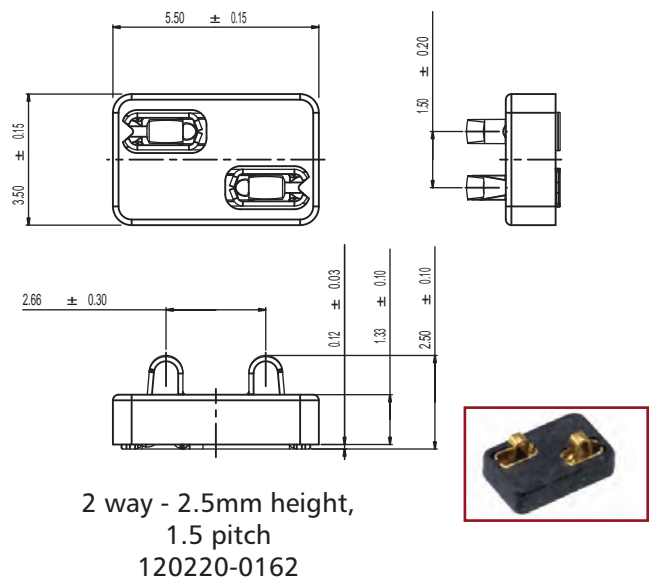
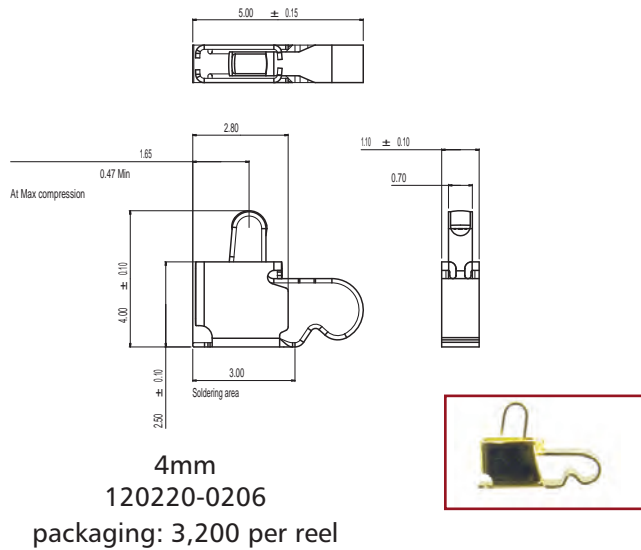
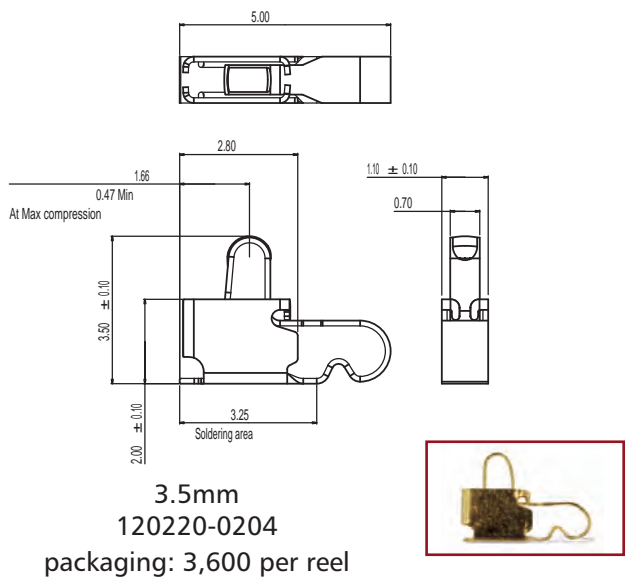
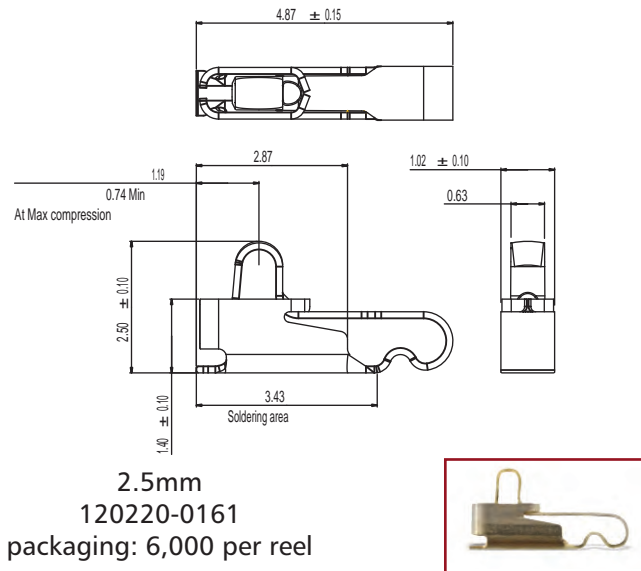
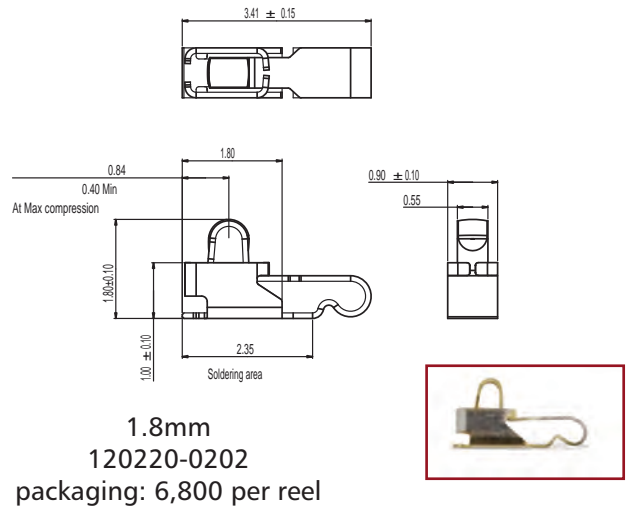
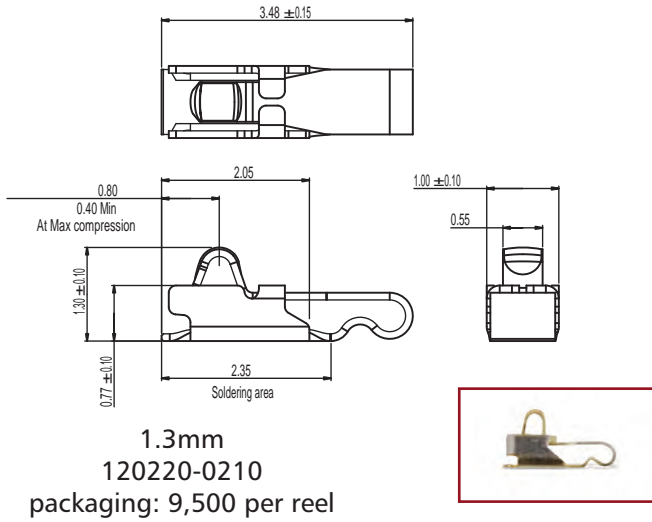
Maximum mating cycle based on mating PCB plated with 0.05 Au over 2.0 m Ni = 3,000 cycles. (Wear resistance is subject to mating component surface finish and plating type, increased mating component plating spec = increased mating cycles.)

Packaging Packaged in 12mm wide tape & reel packaging to EIA-481 standards

MATING HEIGHT	1.3mm	1.8mm	2.5mm	3.5mm	4.0mm
	FORCE (N) AT COMPRESSED HEIGHT				
0.90	0.58				
1.00	0.51	0.87			
1.10	0.44	0.80			
1.20	0.37	0.74			
1.30	Pre-load	0.68			
1.40		0.62			
1.50		0.56	0.58		
1.60		0.49	0.55		
1.70		0.43	0.52		
1.80		Pre-load	0.49		
1.90			0.46		
2.00			0.42	0.94	
2.10			0.39	0.91	
2.20			0.36	0.87	
2.30			0.33	0.83	
2.40			0.30	0.80	
2.50			Pre-load	0.76	1.30
2.60				0.73	1.27
2.70				0.69	1.24
2.80				0.65	1.22
2.90				0.62	1.19
3.00				0.58	1.16
3.10				0.55	1.13
3.20				0.51	1.11
3.30				0.47	1.08
3.40				0.44	1.05
3.50				Pre-load	1.02
3.60					1.00
3.70					0.97
3.80					0.94
3.90					0.91
4.00					Pre-load
Spring Rate N/mm	0.68	0.62	0.32	0.36	0.28



Contacts



Данный компонент на территории Российской Федерации

Вы можете приобрести в компании MosChip.

Для оперативного оформления запроса Вам необходимо перейти по данной ссылке:

<http://moschip.ru/get-element>

Вы можете разместить у нас заказ для любого Вашего проекта, будь то серийное производство или разработка единичного прибора.

В нашем ассортименте представлены ведущие мировые производители активных и пассивных электронных компонентов.

Нашей специализацией является поставка электронной компонентной базы двойного назначения, продукции таких производителей как XILINX, Intel (ex.ALTERA), Vicor, Microchip, Texas Instruments, Analog Devices, Mini-Circuits, Amphenol, Glenair.

Сотрудничество с глобальными дистрибьюторами электронных компонентов, предоставляет возможность заказывать и получать с международных складов практически любой перечень компонентов в оптимальные для Вас сроки.

На всех этапах разработки и производства наши партнеры могут получить квалифицированную поддержку опытных инженеров.

Система менеджмента качества компании отвечает требованиям в соответствии с ГОСТ Р ИСО 9001, ГОСТ РВ 0015-002 и ЭС РД 009

Офис по работе с юридическими лицами:

105318, г.Москва, ул.Щербаковская д.3, офис 1107, 1118, ДЦ «Щербаковский»

Телефон: +7 495 668-12-70 (многоканальный)

Факс: +7 495 668-12-70 (доб.304)

E-mail: info@moschip.ru

Skype отдела продаж:

moschip.ru

moschip.ru_4

moschip.ru_6

moschip.ru_9