


Shrouded Power Relay F4

- Pin assignment similar to ISO 7588 part 1
- Plug-in terminals
- Customized versions on request
 - Integrated components (e.g. resistor, diode)
 - Customized marking

Typical applications

Cross carline up to 40A for example: ABS control, blower fans, car alarm, cooling fan, Electric Power Steering, energy management, engine control, fuel pump, heated front screen, lamps: front, rear, fog light, main switch/supply relay, valves, wiper control.



F134-F4_Shrouded_tbw1

Contact Data

Contact arrangement	1 form C, 1 CO	
Rated voltage	12VDC	24VDC
Limiting continuous current,		
23°C	NO/NC	
85°C	60/45A	
125°C	40/30A	
Limiting making current ¹⁾	17/12A	
Limiting breaking current	60/40A	20/15A
Limiting short-time current overload current, ISO 8820-3 ²⁾	120/45A	
	1.35 x 40A, 1800s	
	2.00 x 40A, 60s	
	6.00 x 40A, 1s	
Jump start test, ISO 16750-1 conducting nominal current at 23°C	24VDC for 5min,	
Contact material	silver based	
Min. recommended contact load ³⁾	1A at 5VDC	
Initial voltage drop at 10A,		
NO contact, typ./max.	15mV/200mV	
NC contact, typ./max.	20mV/250mV	
Frequency of operation at nominal load	6 ops./min (0.1Hz)	
Operate/release time typ.	7/2ms ⁴⁾	
Electrical endurance ⁵⁾	>1x10 ⁵ ops.	
resistive load, NO contact	40A, 14VDC	20A, 28VDC

Contact Data (continued)

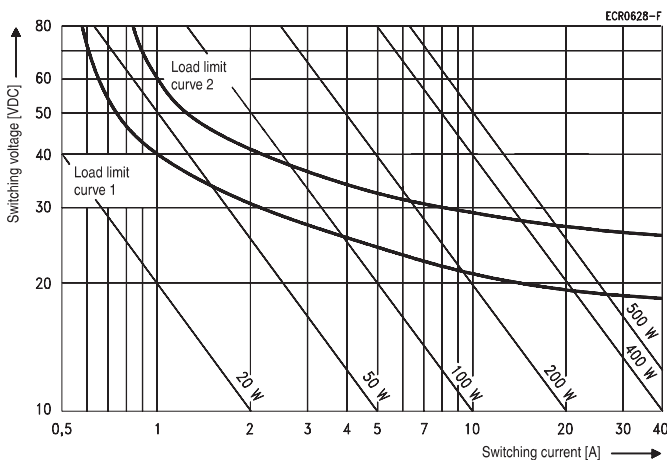
Mechanical endurance	>1x10 ⁶ ops.
1) The values apply to a resistive or inductive load with suitable spark suppression and at maximum 14VDC for 12VDC or 28VDC for 24VDC load voltages. For a load current duration of maximum 3s for a make/break ratio of 1:10.	
2) Current and time are compatible with circuit protection by a typical automotive fuse. Relay will make, carry and break the specified current.	
3) See chapter Diagnostics of Relays in our Application Notes or consult the internet at http://relays.te.com/appnotes/	
4) For unsuppressed relay coil. Any parallel device to the coil will increase the release time.	
5) Any diode or pn-junction parallel to the coil (internal or external) will significantly decrease the electrical lifetime, especially when used for inductive loads.	

Coil Data

Rated coil voltage	12/24VDC				
Coil versions, DC coil					
Coil code	Rated voltage VDC	Operate voltage VDC	Release voltage VDC	Coil resistance ⁶⁾ Ω±10%	Rated coil power ⁶⁾ W
052	12	7.2	1.6	90	1.6
064	24	14.4	2.4	360	1.6

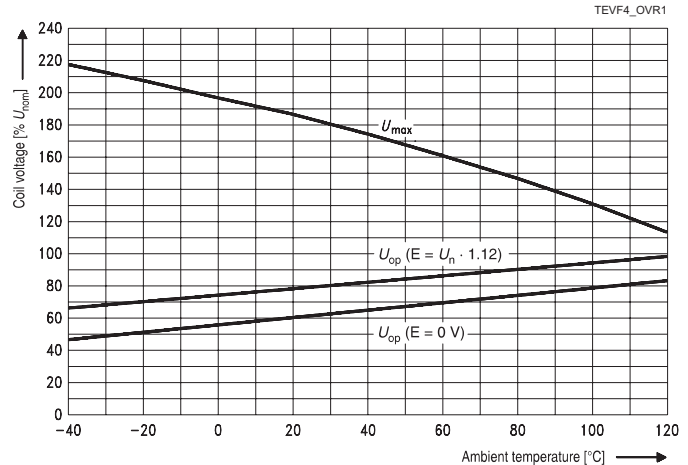
6) Without components in parallel.
All figures are given for coil without pre-energization, at ambient temperature +23°C.

Max. DC load breaking capacity



Load limit curve 1: arc extinguishes during transit time (changeover contact).
Load limit curve 2: safe shutdown, no stationary arc (make contact).
Load limit curves measured with low inductive resistors verified for 1000 switching events.

Coil operating range



Does not take into account the temperature rise due to the contact current
E = pre-energization.

Shrouded Power Relay F4 (Continued)

Insulation Data

Initial dielectric strength	
between open contacts	500V _{rms}
between contact and coil	500V _{rms}
between adjacent contacts	500V _{rms}

Other Data

EU RoHS/ELV compliance	compliant
Protection to heat and fire according UL94	UL94-HB or better
Ambient temperature	-40 to 125°C
Category of environmental protection, IEC 61810	RT I (dustproof), RT III (weatherproof – shrouded)
Degree of protection, IEC 60529	IP54 (dustproof), IP67 (weatherproof), only with special connector
Vibration resistance (functional) IEC 60068-2-6 (sine sweep)	10 to 500Hz, min. 5g ⁷⁾
Shock resistance (functional) IEC 60068-2-27 (half sine)	11ms, min. 20g ⁷⁾
Drop test, free fall, IEC 60068-2-32	1m onto concrete

Other Data (continued)

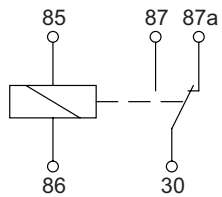
Terminal type	plug-in, QC
Cover retention	
axial force	150N
pull force	150N
push force	200N
Terminal retention	
pull force	100N
push force	100N
resistance to bending	10N ⁸⁾
force applied to side	10N ⁸⁾
torque	0.3Nm
Weight	approx. 60g (2.1oz)
Packaging unit	110 pcs.
7) No change in the switching state >10µs. Valid for NC contacts, NO contact values significantly higher.	
8) Values apply 2mm from the end of the terminal. When the force is removed, the terminal must not have moved by more than 0.3mm.	

Accessories

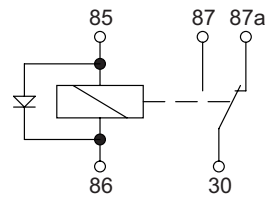
For details see datasheet	Connectors for Mini, Mini (Shrouded) and Maxi ISO Relays
---------------------------	---

Terminal Assignment

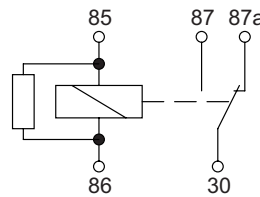
CO
1 form C, 1 CO



COD
1 form C, 1 CO with diode



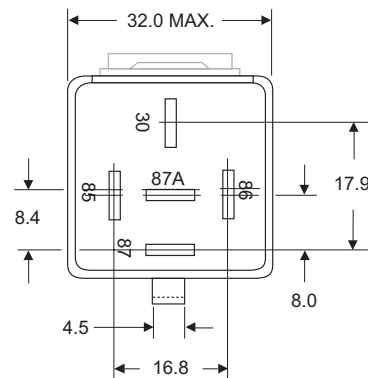
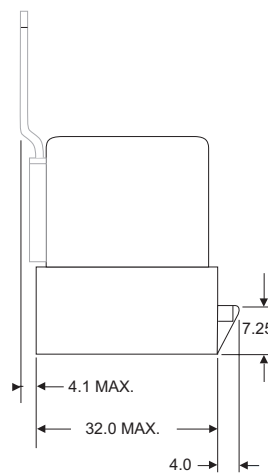
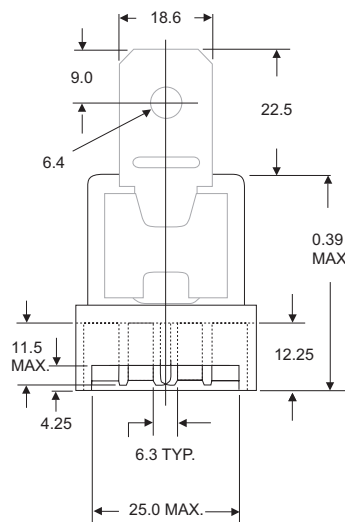
COR
1 form C, 1 CO with resistor



Dimensions

Product codes V23134-A4052-X543 and V23134-A4064-X550

View of the terminals (bottom view)



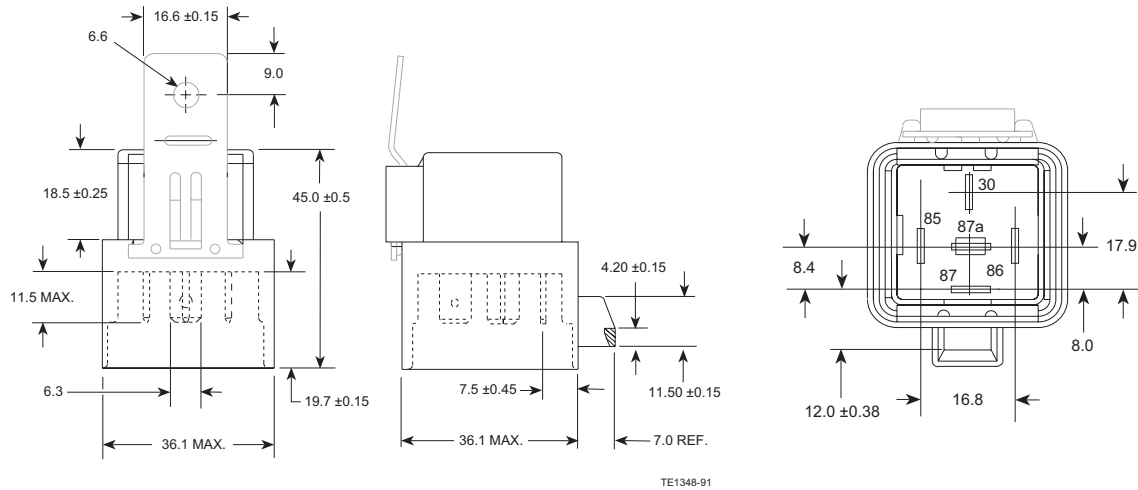
TE1347-82

Shrouded Power Relay F4 (Continued)

Dimensions

Product codes V23134-A4052-X544, V23134-A4052-X549 and V23134-A4064-X551

View of the terminals (bottom view)



Product code structure	Typical product code	V23134	-A	4	052	-X544
Type	Power Relay F4					
Contact arrangement	1 form C, 1 CO					
Cover	Shrouded with bracket					
Coil	052	12VDC	064	24VDC		
Terminal / arrangement	Xnnn Customized (nnn: version number)					

Product code	Equivalent to	Arrangement	Cover	Coil suppression	Circuit ¹⁾	Coil	Contact material	Terminals	Part number
V23134-A4052-X543	VF4A-55F11-S01 (8-1393305-7)	1 form C, 1 CO	Dustproof	Resistor 680Ω	COR	12VDC	Silver based	Plug-in, QC	2-1904131-9
V23134-A4052-X544	VF4A-65F11-S01 (9-1393305-5)		Weather-proof						3-1904131-5
V23134-A4052-X549	VF4A-65F11-S05 (9-1393305-6)			Diode (cathode 86)	COD				3-1904131-3
V23134-A4064-X551	VF4A-65H11-S08 (9-1393305-9)			Resistor 2700Ω	COR	24VDC			3-1904131-7
V23134-A4064-X550	VF4A-55H11-S05 (8-1393305-9)		Dustproof	Diode (cathode 86)	COD				3-1904131-6

1) See terminal assignment diagrams.

Other types on request. This list represents the most common types and does not show all variants covered by this datasheet.

Данный компонент на территории Российской Федерации

Вы можете приобрести в компании MosChip.

Для оперативного оформления запроса Вам необходимо перейти по данной ссылке:

<http://moschip.ru/get-element>

Вы можете разместить у нас заказ для любого Вашего проекта, будь то серийное производство или разработка единичного прибора.

В нашем ассортименте представлены ведущие мировые производители активных и пассивных электронных компонентов.

Нашей специализацией является поставка электронной компонентной базы двойного назначения, продукции таких производителей как XILINX, Intel (ex.ALTERA), Vicor, Microchip, Texas Instruments, Analog Devices, Mini-Circuits, Amphenol, Glenair.

Сотрудничество с глобальными дистрибьюторами электронных компонентов, предоставляет возможность заказывать и получать с международных складов практически любой перечень компонентов в оптимальные для Вас сроки.

На всех этапах разработки и производства наши партнеры могут получить квалифицированную поддержку опытных инженеров.

Система менеджмента качества компании отвечает требованиям в соответствии с ГОСТ Р ИСО 9001, ГОСТ РВ 0015-002 и ЭС РД 009

Офис по работе с юридическими лицами:

105318, г.Москва, ул.Щербаковская д.3, офис 1107, 1118, ДЦ «Щербаковский»

Телефон: +7 495 668-12-70 (многоканальный)

Факс: +7 495 668-12-70 (доб.304)

E-mail: info@moschip.ru

Skype отдела продаж:

moschip.ru

moschip.ru_4

moschip.ru_6

moschip.ru_9