

Features

- ◆ Compact high voltage power supplies
- ◆ Full SMD design with ceramic capacitors for highest reliability
- ◆ Positive or negative polarity models
- ◆ PCB- and flying lead versions
- ◆ Excellent output stability
- ◆ Low temperature coefficient
- ◆ Ultra low ripple
- ◆ Remote voltage programming 0 to 100 %
- ◆ Short circuit protection
- ◆ Shielded metal case
- ◆ 3-year product warranty



The THV / SHV series are regulated miniature high voltage power modules using SMD and hybrid technology. They are designed for PCB mounting (THV series) or chassis mounting (SHV series). The use of high stability components guarantees a minimal temperature drift and a very stable output voltage. Typical applications for these high voltage power supplies are photomultiplier tubes, gas chromatography, analytical instruments and wherever where small size and high output voltage stability is requested.

Models

Order code	Input voltage range	Output voltage	Output current max.	Case
THV 12-180P	12 VDC 10.8 – 13.2 VDC	0...+180 VDC	15 mA	A
THV 12-180N		0...-180 VDC	15 mA	A
THV 12-300P		0...+300 VDC	10 mA	A
THV 12-300N		0...-300 VDC	10 mA	A
THV 12-350P		0...+350 VDC	7 mA	A
THV 12-350N		0...-350 VDC	7 mA	A
THV 12-500P		0...+500 VDC	6 mA	B
THV 12-500N		0...-500 VDC	6 mA	B
THV 12-1000P	12 VDC 10.8 – 16.5 VDC	0...+1000 VDC	2 mA	B
THV 12-1000N		0...-1000 VDC	2 mA	B
THV 12-1500P		0...+1500 VDC	1.3 mA	B
THV 12-1500N		0...-1500 VDC	1.3 mA	B
THV 12-2000P		0...+2000 VDC	1 mA	B
THV 12-2000N		0...-2000 VDC	1 mA	B
SHV 12-0.5 K 6000P	12 VDC 10.8 – 13.2 VDC	0...+500 VDC	6 mA	C
SHV 12-0.5 K 6000N		0...-500 VDC	6 mA	C
SHV 12-1.0 K 2000P	12 VDC 10.8 – 16.5 VDC	0...+1000 VDC	2 mA	C
SHV 12-1.0 K 2000N		0...-1000 VDC	2 mA	C
SHV 12-1.5 K 1300P		0...+1500 VDC	1.3 mA	C
SHV 12-1.5 K 1300N		0...-1500 VDC	1.3 mA	C
SHV 12-2.0 K 1000P		0...+2000 VDC	1 mA	C
SHV 12-2.0 K 1000N		0...-2000 VDC	1 mA	C

Appendix P for positive output polarity / Appendix N for negative output polarity

Input Specifications

Input voltage	180, 300, 350 & 500 VDC models: +10.8 to +13.2 VDC other VDC models: +10.8 to +16.5 VDC
Reserve voltage protection	none
Conducted noise (input)	internal filter

Output Specifications

Voltage set accuracy	±5 %
Voltage adjustment range (adjustable with external voltage 0 to +4 VDC or with 5 kOhm variable resistor)	0 – 100 %
Remote On/Off control (not for 180, 300, 350 VDC models)	On = pin 2 to pin 5 open Off = pin 2 to pin 5 short
Regulation	– Input variation Vin min. to Vin max. 0.03 % max. – Load variation 0 – 100 % 0.08 % max.
Ripple and noise (20 MHz Bandwidth)	180, 300 & 350 VDC models: 30 mVpk-pk typ. 500 VDC models: 10 mVpk-pk typ. 1.0, 1.5 & 2.0 kVDC models: 8 mVpk-pk typ.
Temperature coefficient	±0.01 %/K
Stability	0.05 % 8h after warm-up time
Output current limitation	105 % of Iout max., fold back
Short circuit protection	indefinite, automatic recovery

General Specifications

Temperature ranges	– Operating –10°C to +60°C – Case temperature +95°C max. – Storage –25°C to +85°C
Derating	4 %/K above 50°C
Humidity (non condensing)	95 % rel H max.
Efficiency	60 – 65 %
Reliability, calculated MTBF (MIL-HDBK-217F, at +25°C, ground benign)	>300'000 h
Isolation (Input/Output) – Voltage	none
Switching frequency	125 kHz typ. (fixed)
Vibration	5 – 100 Hz amplitude 10 mm pk-pk 10 – 55 Hz acceleration 2 G
Thermal shock	acceleration 20 G max. time 11 ms.
Environmental compliance	– Reach www.tracopower.com/products/thv-reach.pdf – RoHS RoHS Directive 2011/65/EU

Physical Specifications

Casing material	Steel chrome-nickel plated
Weight	THV models case A : 47 g (1.66 oz) THV models case B : 65 g (2.29 oz) SHV models : 98 g (3.46 oz)
Soldering temperature	max. 260°C / 10 sec.

All specifications valid at nominal input voltage, full load and +25°C after warm-up time unless otherwise stated.

Connection Diagram

Connection for remote control by variable resistor



Connection for remote control voltage control



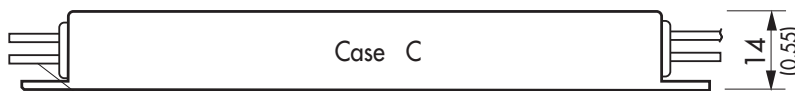

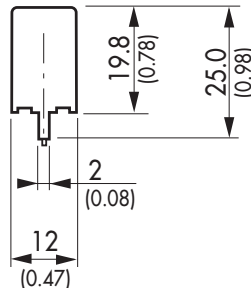
All specifications valid at nominal input voltage, full load and +25°C after warm-up time unless otherwise stated.

Outline Dimensions



Pin-Out

Pin	Case A	Case B
1	+Vin (Vcc)	+Vin (Vcc)
2	-Vin (GND)	-Vin (GND)
3	V adj.	V adj.
4	V ref.	V ref.
5	Common	ON/OFF
6	Vout	Common
7	no pin	Vout



Lead length 250 mm (10.0)

Pin-Out

Pin	Lead color	Case C
1	red	+Vin (Vcc)
2	black	-Vin (GND)
3	yellow	V adj.
4	orange	V ref.
5	blue	ON/OFF
6	black	Common
7	red	Vout

Dimensions in [mm], () = Inch
Pin diameter: 0.65 ±0.05 (0.03 ±0.002)
Tolerances: ±0.5 (±0.02)

Specifications can be changed any time without notice.

Данный компонент на территории Российской Федерации

Вы можете приобрести в компании MosChip.

Для оперативного оформления запроса Вам необходимо перейти по данной ссылке:

<http://moschip.ru/get-element>

Вы можете разместить у нас заказ для любого Вашего проекта, будь то серийное производство или разработка единичного прибора.

В нашем ассортименте представлены ведущие мировые производители активных и пассивных электронных компонентов.

Нашей специализацией является поставка электронной компонентной базы двойного назначения, продукции таких производителей как XILINX, Intel (ex.ALTERA), Vicor, Microchip, Texas Instruments, Analog Devices, Mini-Circuits, Amphenol, Glenair.

Сотрудничество с глобальными дистрибьюторами электронных компонентов, предоставляет возможность заказывать и получать с международных складов практически любой перечень компонентов в оптимальные для Вас сроки.

На всех этапах разработки и производства наши партнеры могут получить квалифицированную поддержку опытных инженеров.

Система менеджмента качества компании отвечает требованиям в соответствии с ГОСТ Р ИСО 9001, ГОСТ РВ 0015-002 и ЭС РД 009

Офис по работе с юридическими лицами:

105318, г.Москва, ул.Щербаковская д.3, офис 1107, 1118, ДЦ «Щербаковский»

Телефон: +7 495 668-12-70 (многоканальный)

Факс: +7 495 668-12-70 (доб.304)

E-mail: info@moschip.ru

Skype отдела продаж:

moschip.ru

moschip.ru_4

moschip.ru_6

moschip.ru_9