

NTC Thermistors, Glass Encapsulated High Temperature Sensors



FEATURES

- Small diameter down to 1.8 mm
- Quick response time down to 0.9 s
- Wide temperature range from - 40 °C to + 200 °C
- Resistant to corrosive atmospheres and harsh environments
- Compliant to RoHS Directive 2002/95/EC and in accordance to WEEE 2002/96/EC
- Available in bulk or on tape



RoHS
COMPLIANT

APPLICATIONS

High temperature measurement, sensing and control:

- Domestic appliances
- Automotive systems
- Industrial process control

DESIGN-IN SUPPORT

For complete Curve Computation, visit:

www.vishay.com/resistors-non-linear/curve-computation-list/

DESCRIPTION

These thermistors have a negative temperature coefficient and are mounted in a glass envelope:

NTCLG100E2...B (SOD27) with tinned copper-clad steel leads in bulk

NTCLG100E2...T is the taped on bandolier version

MOUNTING

By soldering, clamping or welding. Bending of the leads should be done at least 3 mm from the glass body and without exerting forces on the glass body.

| QUICK REFERENCE DATA | | |
|--|----------------------|----------|
| PARAMETER | VALUE | UNIT |
| Resistance value at 25 °C (R_{25}) | 10K to 220K | Ω |
| Tolerance on R_{25} -value | ± 5 | % |
| $B_{25/85}$ -value | 3797 to 3977 | K |
| Tolerance on $B_{25/85}$ -value | ± 1.3 to ± 3 | % |
| Operating temperature range | - 40 to + 200 | °C |
| Maximum power dissipation at 55 °C | 100 | mW |
| Dissipation factor | 2.5 | mW/K |
| Response time | 0.9 | s |
| Thermal time constant τ | 6 | s |
| Climatic category (LCT/UCT/days) | 40/200/56 | |
| Weight | ≈ 0.14 | g |

| ELECTRICAL DATA AND ORDERING INFORMATION | | | | |
|--|--------------------|------------|---|----------------------------------|
| R_{25} (k Ω) | $B_{25/85}$ -VALUE | | SAP MATERIAL AND ORDERING NUMBER NTCLG100E2... | OLD 12NC CODE 2381 633 3/8... |
| | (K) | (\pm %) | | |
| 10 | 3977 | 1.3 | 103JB | 3103 |
| 20 | 3977 | 1.3 | 203JB | 3203 |
| 30 | 3977 | 1.3 | 303JB | 3303 |
| 100 | 3977 | 1.3 | 104JB | 3104 |
| 220 | 3797 | 3.0 | 224JB | 3224 |

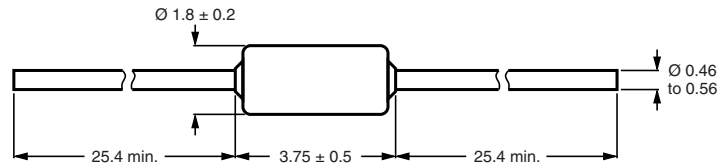
Notes

- In SAP part replace last character by B for bulk and by T for taped components
- In 12NC the 8th digit stands for packing: 8 for bulk and 3 for taped components

NTC Thermistors, Glass Encapsulated Vishay BCcomponents High Temperature Sensors

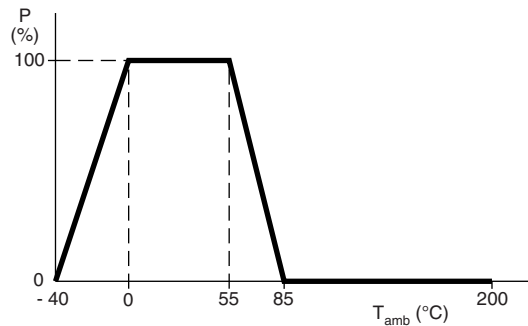
DIMENSIONS in millimeters

Component outline (SOD27)



DERATING

Power derating curve

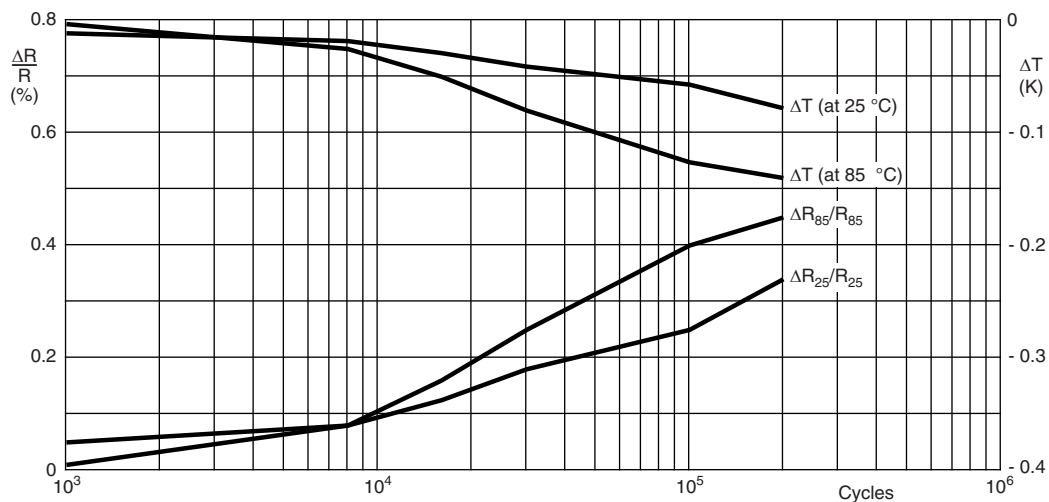


Note

- Zero power is considered as measuring power max. 1 % of rated power

STABILITY CHARACTERISTICS

Stability of glass encapsulated NTCs in thermal shock test (200 000 cycles - 40 $^{\circ}C$ /+ 200 $^{\circ}C$)



NTCLG100E2



Vishay BCcomponents NTC Thermistors, Glass Encapsulated High Temperature Sensors

For complete Curve Computation, visit: www.vishay.com/resistors-non-linear/curve-computation-list/

| RESISTANCE VALUES AT INTERMEDIATE TEMPERATURES FOR NTCLG100E2 | | | | | | | | |
|---|--------------|-------------|-------------|-------------|--------------|--------------------|----------------|------------------|
| TEMPERATURE (°C) | R_T/R_{25} | R FOR 10 kΩ | R FOR 20 kΩ | R FOR 30 kΩ | R FOR 100 kΩ | $\Delta R/R$ (± %) | α (%/K) | ΔT (± K) |
| -40 | 33.21 | 332 094 | 664 187 | 996 281 | 3 320 936 | 10.08 | -6.62 | 1.52 |
| -35 | 23.99 | 239 900 | 479 799 | 719 699 | 2 398 996 | 9.59 | -6.39 | 1.50 |
| -30 | 17.52 | 175 200 | 350 399 | 525 599 | 1 751 996 | 9.12 | -6.18 | 1.48 |
| -25 | 12.93 | 129 287 | 258 574 | 387 861 | 1 292 869 | 8.67 | -5.98 | 1.45 |
| -20 | 9.636 | 96 358 | 192 716 | 289 074 | 963 582 | 8.24 | -5.78 | 1.42 |
| -15 | 7.25 | 72 500 | 145 001 | 217 501 | 725 004 | 7.82 | -5.60 | 1.40 |
| -10 | 5.505 | 55 046 | 110 092 | 165 138 | 550 459 | 7.42 | -5.42 | 1.37 |
| -5 | 4.216 | 42 157 | 84 314 | 126 471 | 421 570 | 7.04 | -5.25 | 1.34 |
| 0 | 3.255 | 32 554 | 65 108 | 97 663 | 325 542 | 6.67 | -5.09 | 1.31 |
| 5 | 2.534 | 25 339 | 50 677 | 76 016 | 253 386 | 6.31 | -4.93 | 1.28 |
| 10 | 1.987 | 19 872 | 39 744 | 59 617 | 198 722 | 5.96 | -4.79 | 1.25 |
| 15 | 1.57 | 15 698 | 31 397 | 47 095 | 156 985 | 5.63 | -4.64 | 1.21 |
| 20 | 1.249 | 12 488 | 24 975 | 37 463 | 124 877 | 5.31 | -4.51 | 1.18 |
| 25 | 1.000 | 10 000 | 20 000 | 30 000 | 100 000 | 5.00 | -4.38 | 1.14 |
| 30 | 0.8059 | 8059 | 16 118 | 24 177 | 80 591 | 5.30 | -4.25 | 1.25 |
| 35 | 0.6535 | 6535 | 13 069 | 19 604 | 65 347 | 5.59 | -4.13 | 1.35 |
| 40 | 0.5330 | 5330 | 10 660 | 15 990 | 53 299 | 5.87 | -4.02 | 1.46 |
| 45 | 0.4372 | 4372 | 8743 | 13 115 | 43 717 | 6.14 | -3.91 | 1.57 |
| 50 | 0.3605 | 3605 | 7211 | 10 816 | 36 053 | 6.41 | -3.80 | 1.69 |
| 55 | 0.2989 | 2989 | 5977 | 8966 | 29 887 | 6.66 | -3.70 | 1.80 |
| 60 | 0.2490 | 2490 | 4980 | 7470 | 24 900 | 6.91 | -3.60 | 1.92 |
| 65 | 0.2084 | 2084 | 4169 | 6253 | 20 844 | 7.15 | -3.51 | 2.04 |
| 70 | 0.1753 | 1753 | 3506 | 5259 | 17 530 | 7.39 | -3.42 | 2.16 |
| 75 | 0.1481 | 1481 | 2962 | 4443 | 14 809 | 7.61 | -3.33 | 2.29 |
| 80 | 0.1256 | 1256 | 2513 | 3769 | 12 564 | 7.84 | -3.25 | 2.41 |
| 85 | 0.1070 | 1070 | 2141 | 3211 | 10 703 | 8.05 | -3.17 | 2.54 |
| 90 | 0.09154 | 915.4 | 1831 | 2746 | 9154 | 8.26 | -3.09 | 2.67 |
| 95 | 0.07860 | 786.0 | 1572 | 2358 | 7860 | 8.46 | -3.01 | 2.81 |
| 100 | 0.06773 | 677.3 | 1355 | 2032 | 6773 | 8.66 | -2.94 | 2.95 |
| 105 | 0.05857 | 585.7 | 1171 | 1757 | 5857 | 8.85 | -2.87 | 3.08 |
| 110 | 0.05083 | 508.3 | 1017 | 1525 | 5083 | 9.04 | -2.80 | 3.23 |
| 115 | 0.04426 | 442.6 | 885.2 | 1328 | 4426 | 9.22 | -2.74 | 3.37 |
| 120 | 0.03866 | 386.6 | 773.2 | 1160 | 3866 | 9.40 | -2.67 | 3.52 |
| 125 | 0.03387 | 338.7 | 677.5 | 1016 | 3387 | 9.57 | -2.61 | 3.66 |
| 130 | 0.02977 | 297.7 | 595.4 | 893.1 | 2977 | 9.74 | -2.55 | 3.81 |
| 135 | 0.02624 | 262.4 | 524.8 | 787.2 | 2624 | 9.91 | -2.50 | 3.97 |
| 140 | 0.02319 | 231.9 | 463.8 | 695.7 | 2319 | 10.07 | -2.44 | 4.12 |
| 145 | 0.02055 | 205.5 | 411.1 | 616.6 | 2055 | 10.23 | -2.39 | 4.28 |
| 150 | 0.01826 | 182.6 | 365.3 | 547.9 | 1826 | 10.38 | -2.34 | 4.44 |
| 155 | 0.01627 | 162.7 | 325.4 | 488.1 | 1627 | 10.53 | -2.29 | 4.60 |
| 160 | 0.01453 | 145.3 | 290.6 | 435.9 | 1453 | 10.67 | -2.24 | 4.77 |
| 165 | 0.01301 | 130.1 | 260.1 | 390.2 | 1301 | 10.82 | -2.19 | 4.94 |
| 170 | 0.01167 | 116.7 | 233.4 | 350.1 | 1167 | 10.96 | -2.15 | 5.11 |
| 175 | 0.01049 | 104.9 | 209.9 | 314.8 | 1049 | 11.09 | -2.10 | 5.28 |
| 180 | 0.009457 | 94.57 | 189.1 | 283.7 | 945.7 | 11.23 | -2.06 | 5.45 |
| 185 | 0.008541 | 85.41 | 170.8 | 256.2 | 854.1 | 11.36 | -2.02 | 5.63 |
| 190 | 0.007729 | 77.29 | 154.6 | 231.9 | 772.9 | 11.49 | -1.98 | 5.81 |
| 195 | 0.007009 | 70.09 | 140.2 | 210.3 | 700.9 | 11.61 | -1.94 | 5.99 |
| 200 | 0.006367 | 63.67 | 127.3 | 191.0 | 636.7 | 11.73 | -1.90 | 6.17 |



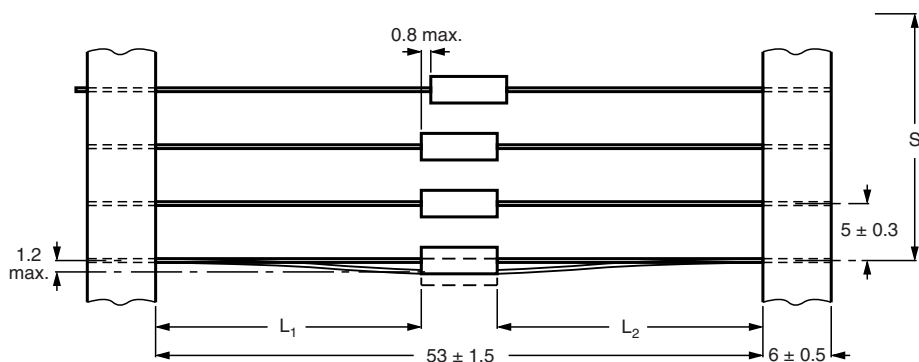
NTC Thermistors, Glass Encapsulated Vishay BCcomponents High Temperature Sensors

For complete Curve Computation, visit: www.vishay.com/resistors-non-linear/curve-computation-list/

| RESISTANCE VALUES AT INTERMEDIATE TEMPERATURES FOR NTCLG100E2 | | | | | |
|---|--------------|--------------|--------------------|----------------|------------------|
| TEMPERATURE (°C) | R_T/R_{25} | R FOR 220 kΩ | $\Delta R/R$ (± %) | α (%/K) | ΔT (± K) |
| -40 | 25.78 | 5 672 264 | 16.18 | - 6.07 | 2.67 |
| -35 | 19.13 | 4 207 576 | 15.11 | - 5.88 | 2.57 |
| -30 | 14.32 | 3 150 400 | 14.07 | - 5.70 | 2.47 |
| -25 | 10.82 | 2 380 124 | 13.08 | - 5.52 | 2.37 |
| -20 | 8.244 | 1 813 764 | 12.13 | - 5.35 | 2.27 |
| -15 | 6.335 | 1 393 675 | 11.22 | - 5.19 | 2.16 |
| -10 | 4.907 | 1 079 442 | 10.34 | - 5.03 | 2.05 |
| -5 | 3.829 | 842 474 | 9.49 | - 4.88 | 1.94 |
| 0 | 3.011 | 662 373 | 8.67 | - 4.74 | 1.83 |
| 5 | 2.384 | 524 457 | 7.88 | - 4.60 | 1.71 |
| 10 | 1.900 | 418 080 | 7.13 | - 4.47 | 1.59 |
| 15 | 1.525 | 335 455 | 6.39 | - 4.34 | 1.47 |
| 20 | 1.231 | 270 847 | 5.68 | - 4.22 | 1.35 |
| 25 | 1.000 | 220 000 | 5.00 | - 4.10 | 1.22 |
| 30 | 0.817 | 179 734 | 5.66 | - 3.99 | 1.42 |
| 35 | 0.6712 | 147 656 | 6.30 | - 3.88 | 1.63 |
| 40 | 0.5543 | 121 952 | 6.92 | - 3.77 | 1.83 |
| 45 | 0.4602 | 101 242 | 7.52 | - 3.67 | 2.05 |
| 50 | 0.3839 | 84 466 | 8.10 | - 3.58 | 2.27 |
| 55 | 0.3218 | 70 806 | 8.67 | - 3.48 | 2.49 |
| 60 | 0.2710 | 59 627 | 9.21 | - 3.39 | 2.72 |
| 65 | 0.2293 | 50 436 | 9.75 | - 3.30 | 2.95 |
| 70 | 0.1947 | 42 844 | 10.26 | - 3.22 | 3.19 |
| 75 | 0.1661 | 36 544 | 10.76 | - 3.14 | 3.43 |
| 80 | 0.1422 | 31 294 | 11.25 | - 3.06 | 3.67 |
| 85 | 0.1223 | 26 901 | 11.72 | - 2.99 | 3.92 |
| 90 | 0.1055 | 23 210 | 12.18 | - 2.92 | 4.18 |
| 95 | 0.09135 | 20 096 | 12.63 | - 2.85 | 4.44 |
| 100 | 0.07936 | 17 460 | 13.06 | - 2.78 | 4.70 |
| 105 | 0.06918 | 15 220 | 13.49 | - 2.71 | 4.97 |
| 110 | 0.06050 | 13 310 | 13.90 | - 2.65 | 5.24 |
| 115 | 0.05307 | 11 676 | 14.30 | - 2.59 | 5.52 |
| 120 | 0.04670 | 10 273 | 14.69 | - 2.53 | 5.81 |
| 125 | 0.04121 | 9065 | 15.08 | - 2.47 | 6.09 |
| 130 | 0.03646 | 8022 | 15.45 | - 2.42 | 6.39 |
| 135 | 0.03235 | 7117 | 15.81 | - 2.37 | 6.68 |
| 140 | 0.02878 | 6332 | 16.17 | - 2.31 | 6.99 |
| 145 | 0.02567 | 5647 | 16.51 | - 2.26 | 7.29 |
| 150 | 0.02295 | 5049 | 16.85 | - 2.22 | 7.61 |
| 155 | 0.02057 | 4525 | 17.18 | - 2.17 | 7.92 |
| 160 | 0.01847 | 4064 | 17.50 | - 2.12 | 8.24 |
| 165 | 0.01663 | 3659 | 17.82 | - 2.08 | 8.57 |
| 170 | 0.01501 | 3301 | 18.13 | - 2.04 | 8.90 |
| 175 | 0.01357 | 2985 | 18.43 | - 2.00 | 9.24 |
| 180 | 0.01229 | 2704 | 18.72 | - 1.95 | 9.58 |
| 185 | 0.01116 | 2455 | 19.01 | - 1.92 | 9.92 |
| 190 | 0.01015 | 2233 | 19.29 | - 1.88 | 10.27 |
| 195 | 0.009247 | 2034 | 19.57 | - 1.84 | 10.63 |
| 200 | 0.008442 | 1857 | 19.84 | - 1.81 | 10.99 |

THERMISTORS ON BANDOLIER (NTCLG100E2...T)

Bandolier taped according to IEC 60286-1



The components are centred so that $|L_1 - L_2| = 1.2$ mm max.

The cumulative space (S) measured over 10 spacings = $50 \text{ mm} \pm 2 \text{ mm}$



Disclaimer

ALL PRODUCT, PRODUCT SPECIFICATIONS AND DATA ARE SUBJECT TO CHANGE WITHOUT NOTICE TO IMPROVE RELIABILITY, FUNCTION OR DESIGN OR OTHERWISE.

Vishay Intertechnology, Inc., its affiliates, agents, and employees, and all persons acting on its or their behalf (collectively, "Vishay"), disclaim any and all liability for any errors, inaccuracies or incompleteness contained in any datasheet or in any other disclosure relating to any product.

Vishay makes no warranty, representation or guarantee regarding the suitability of the products for any particular purpose or the continuing production of any product. To the maximum extent permitted by applicable law, Vishay disclaims (i) any and all liability arising out of the application or use of any product, (ii) any and all liability, including without limitation special, consequential or incidental damages, and (iii) any and all implied warranties, including warranties of fitness for particular purpose, non-infringement and merchantability.

Statements regarding the suitability of products for certain types of applications are based on Vishay's knowledge of typical requirements that are often placed on Vishay products in generic applications. Such statements are not binding statements about the suitability of products for a particular application. It is the customer's responsibility to validate that a particular product with the properties described in the product specification is suitable for use in a particular application. Parameters provided in datasheets and/or specifications may vary in different applications and performance may vary over time. All operating parameters, including typical parameters, must be validated for each customer application by the customer's technical experts. Product specifications do not expand or otherwise modify Vishay's terms and conditions of purchase, including but not limited to the warranty expressed therein.

Except as expressly indicated in writing, Vishay products are not designed for use in medical, life-saving, or life-sustaining applications or for any other application in which the failure of the Vishay product could result in personal injury or death. Customers using or selling Vishay products not expressly indicated for use in such applications do so at their own risk. Please contact authorized Vishay personnel to obtain written terms and conditions regarding products designed for such applications.

No license, express or implied, by estoppel or otherwise, to any intellectual property rights is granted by this document or by any conduct of Vishay. Product names and markings noted herein may be trademarks of their respective owners.

Material Category Policy

Vishay Intertechnology, Inc. hereby certifies that all its products that are identified as RoHS-Compliant fulfill the definitions and restrictions defined under Directive 2011/65/EU of The European Parliament and of the Council of June 8, 2011 on the restriction of the use of certain hazardous substances in electrical and electronic equipment (EEE) - recast, unless otherwise specified as non-compliant.

Please note that some Vishay documentation may still make reference to RoHS Directive 2002/95/EC. We confirm that all the products identified as being compliant to Directive 2002/95/EC conform to Directive 2011/65/EU.

Vishay Intertechnology, Inc. hereby certifies that all its products that are identified as Halogen-Free follow Halogen-Free requirements as per JEDEC JS709A standards. Please note that some Vishay documentation may still make reference to the IEC 61249-2-21 definition. We confirm that all the products identified as being compliant to IEC 61249-2-21 conform to JEDEC JS709A standards.

Данный компонент на территории Российской Федерации

Вы можете приобрести в компании MosChip.

Для оперативного оформления запроса Вам необходимо перейти по данной ссылке:

<http://moschip.ru/get-element>

Вы можете разместить у нас заказ для любого Вашего проекта, будь то серийное производство или разработка единичного прибора.

В нашем ассортименте представлены ведущие мировые производители активных и пассивных электронных компонентов.

Нашей специализацией является поставка электронной компонентной базы двойного назначения, продукции таких производителей как XILINX, Intel (ex.ALTERA), Vicor, Microchip, Texas Instruments, Analog Devices, Mini-Circuits, Amphenol, Glenair.

Сотрудничество с глобальными дистрибьюторами электронных компонентов, предоставляет возможность заказывать и получать с международных складов практически любой перечень компонентов в оптимальные для Вас сроки.

На всех этапах разработки и производства наши партнеры могут получить квалифицированную поддержку опытных инженеров.

Система менеджмента качества компании отвечает требованиям в соответствии с ГОСТ Р ИСО 9001, ГОСТ РВ 0015-002 и ЭС РД 009

Офис по работе с юридическими лицами:

105318, г.Москва, ул.Щербаковская д.3, офис 1107, 1118, ДЦ «Щербаковский»

Телефон: +7 495 668-12-70 (многоканальный)

Факс: +7 495 668-12-70 (доб.304)

E-mail: info@moschip.ru

Skype отдела продаж:

moschip.ru

moschip.ru_4

moschip.ru_6

moschip.ru_9