

## PICO® 304 Series – 277V Intrinsically Safe Fuse



### Description

The PICO® 304 Series offers a range of surface mountable encapsulated fuses certified as intrinsically safe components that can be used in hazardous locations. Ideal for use in oil, gas, mine, chemical, pharmaceutical and process industries, the PICO® 304 Series surface mountable fuse was designed to limit the energy and temperature generated during its operation. The fuse design and its encapsulant are suitable for use in intrinsically safe apparatus and associated apparatus for peak voltage not exceeding 375V.

### Features

- Surface Mountable
- Encapsulated and sealed (1mm minimum)
- High breaking capacity of 1500A at 277V AC/DC
- Current rating options from 0.050 to 0.750A
- Global hazardous location certifications
- Suitable for Class I, Class II, Class III, and Zone 0 Hazardous Location.




### Applications

- Testing, measuring or processing electronic and electrical equipment
- Motor controllers
- Communication handsets/ two-way radios
- Process control and automation
- Sensors
- Lighting
- Flow/gas meters

### Electrical Characteristics for Series

% of Ampere Rating	Opening Time
110%	4 Hours, Minimum
300%	10 Seconds, Maximum




### Agency Approvals

Agency	Agency File Number	Ampere Rating
	DEMKO 13 ATEX 1200U Ex II 1 G Ex ia IIC	50 - 750mA
	E358130	50 - 750mA
	IECEX UL 13.0077U Ex ia IIC	50 - 750mA

### Reference Standards

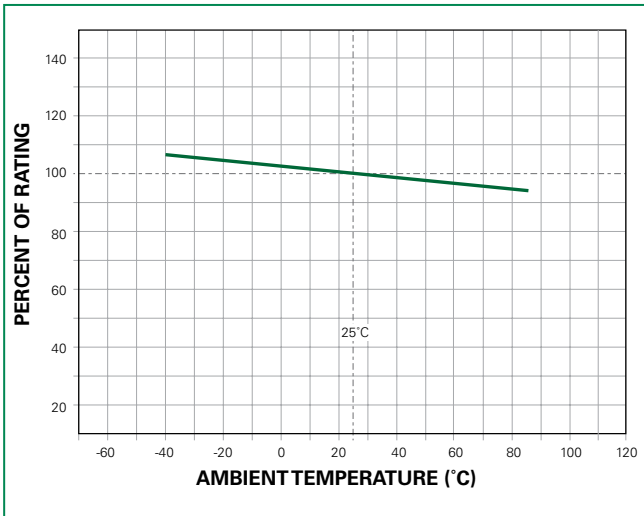
Agency	Standards
ATEX	EN 60079-0, EN 60079-11, EN 60079-26
IECEX	IEC 60079-0, IEC 60079-11, IEC 60079-26
United States	UL 913, UL 60079-0, UL 60079-11, UL 248-1, UL 248-14
Canada	CAN/CSA C22.2 No. 157, CAN/CSA C22.2 No. 60079-0, CAN/CSA C22.2 No. 60079-11, CSA 248-1, CSA 248-14

### Electrical Specifications by Items

Catalog Number	Ampere Rating (A)	Amp Code	Interrupting Rating	Nominal Melting I <sup>2</sup> t (A <sup>2</sup> Sec.)	Minimum Cold Resistance at -20°C (Ohms)	Minimum Cold Resistance at -40°C (Ohms)	Nominal Cold Resistance at 25°C (Ohms)	Agency Approvals		
										
0304.050	0.050	.050	1500A @ 277VAC/DC	0.00019	9.202	9.010	12.00	X	X	X
0304.080	0.080	.080		0.00035	6.031	5.963	8.19	X	X	X
0304.100	0.100	.100		0.00070	2.709	2.668	5.00	X	X	X
0304.160	0.160	.160		0.00202	2.297	2.292	3.00	X	X	X
0304.200	0.200	.200		0.00288	1.935	1.839	2.68	X	X	X
0304.250	0.250	.250		0.00662	1.268	1.105	1.60	X	X	X
0304.500	0.500	.500		0.04462	0.392	0.368	0.46	X	X	X
0304.750	0.750	.750		0.13448	0.219	0.196	0.27	X	X	X

- Notes:** 1) The fuse must be mounted so that creepage and clearance distances are not impaired in any way.  
 2) The fuse is suitable for use in intrinsically safe equipment and associated apparatus for voltage not exceeding 375V peak.  
 3) Maximum surface temperature rise at 170% rated current: ≤200mA = 88°C, 250mA = 52°C, 500mA = 52°C, and 750mA = 45°C.

**Temperature Derating Curve**



- Notes:**
- 1) Derating depicted in this curve is in addition to the standard derating of 25% for continuous operation.
  - 2) The temperature derating curve represents the nominal conditions. For questions about temperature derating curve, please consult Littelfuse technical support for assistance.

**Product Characteristics**

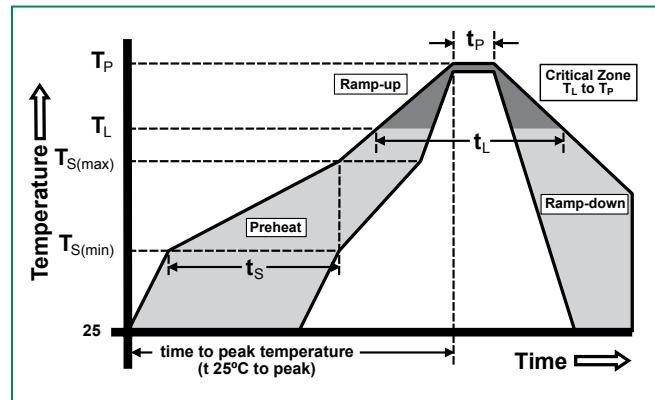
Operating Temperature	
Current Rating	Ambient Temperature
≤0.200A	-40°C to +60°C
0.250A	-40°C to +56°C
0.500A	-40°C to +84°C
0.750A	-40°C to +56°C

- Notes:**
- 1) Any use of the 304 Series fuse outside of the ambient temperature ranges specified in the table is subject to additional investigation.
  - 2) Specified ambient temperature range is for intrinsic safety certification.

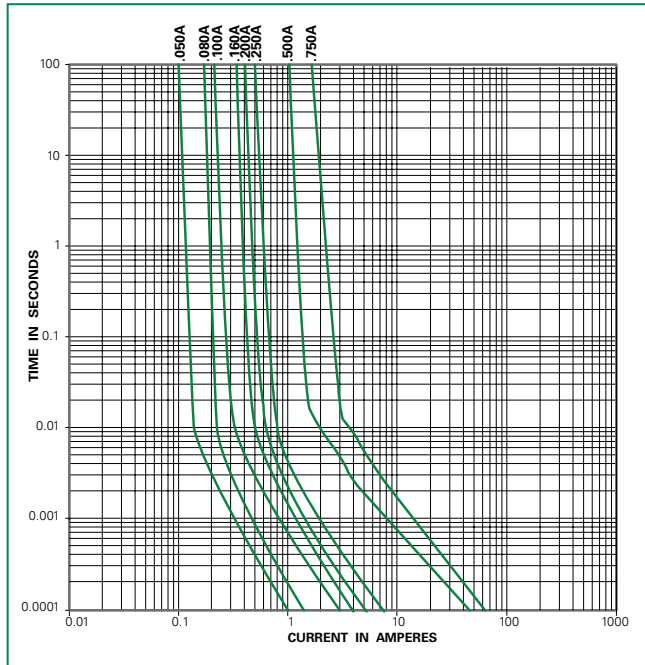
<b>Molding Material</b>	Polyamide 6T/66 CTI 175 volts minimum Continuous Operating Temperature: 140°C
<b>Thermal Shock</b>	Withstands 5 cycles of -55°C to 125°C
<b>Mechanical Shock</b>	MIL-STD-202, Method 213
<b>Insulation Resistance (After Opening)</b>	Greater than 10,000 ohms (at twice rated DC voltage)
<b>Resistance to Soldering Heat</b>	MIL-STD-202, Method 210
<b>Moisture Resistance</b>	MIL-STD-202, Method 106
<b>Salt Fog Test</b>	MIL-STD-202, Method 101

**Soldering Parameters**

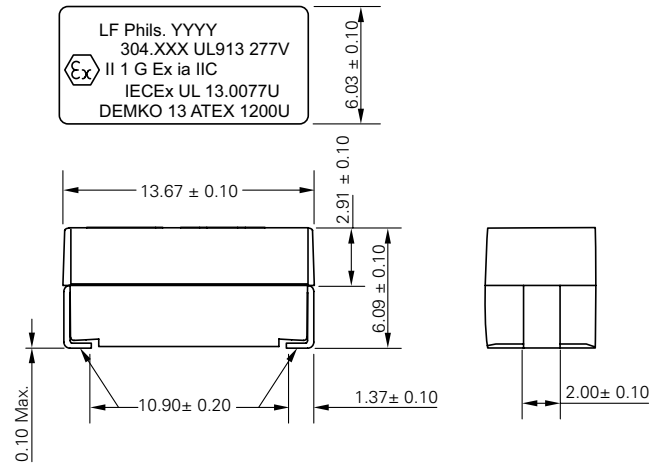
Reflow Condition	Pb-free assembly	
Pre Heat	- Temperature Min ( $T_{S(min)}$ )	150°C
	- Temperature Max ( $T_{S(max)}$ )	200°C
	- Time (Min to Max) ( $t_s$ )	60 – 120 seconds
Average Ramp-up Rate (Liquidus Temp ( $T_L$ ) to peak)		5°C/second max
$T_{S(max)}$ to $T_L$ - Ramp-up Rate		5°C/second max
Reflow	- Temperature ( $T_L$ ) (Liquidus)	217°C
	- Temperature ( $t_L$ )	60 – 150 seconds
Peak Temperature ( $T_P$ )		260 <sup>+0/-5</sup> °C
Time within 5°C of actual peak Temperature ( $t_p$ )		20 – 40 seconds
Ramp-down Rate		5°C/second max
Time 25°C to Peak Temperature ( $T_P$ )		8 minutes max
Do not exceed		260°C
Wave Soldering	260°C, 10 sec. max	



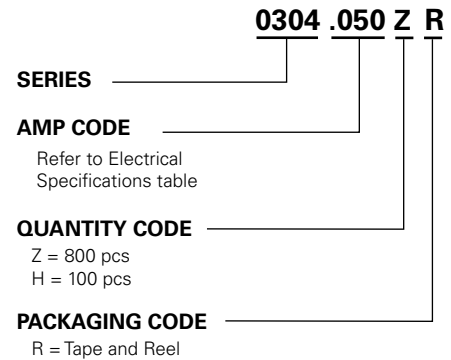
**Average Time Current Curves**



**Dimensions (mm)**



**Part Numbering System**



**Packaging**

Packaging Option	Packaging Specification	Quantity	Quantity & Packaging Code
24mm Tape and Reel	EIA 481-1	800	ZR
		100	HR

## Данный компонент на территории Российской Федерации

### Вы можете приобрести в компании MosChip.

Для оперативного оформления запроса Вам необходимо перейти по данной ссылке:

<http://moschip.ru/get-element>

Вы можете разместить у нас заказ для любого Вашего проекта, будь то серийное производство или разработка единичного прибора.

В нашем ассортименте представлены ведущие мировые производители активных и пассивных электронных компонентов.

Нашей специализацией является поставка электронной компонентной базы двойного назначения, продукции таких производителей как XILINX, Intel (ex.ALTERA), Vicor, Microchip, Texas Instruments, Analog Devices, Mini-Circuits, Amphenol, Glenair.

Сотрудничество с глобальными дистрибьюторами электронных компонентов, предоставляет возможность заказывать и получать с международных складов практически любой перечень компонентов в оптимальные для Вас сроки.

На всех этапах разработки и производства наши партнеры могут получить квалифицированную поддержку опытных инженеров.

Система менеджмента качества компании отвечает требованиям в соответствии с ГОСТ Р ИСО 9001, ГОСТ РВ 0015-002 и ЭС РД 009

### Офис по работе с юридическими лицами:

105318, г.Москва, ул.Щербаковская д.3, офис 1107, 1118, ДЦ «Щербаковский»

Телефон: +7 495 668-12-70 (многоканальный)

Факс: +7 495 668-12-70 (доб.304)

E-mail: [info@moschip.ru](mailto:info@moschip.ru)

Skype отдела продаж:

moschip.ru

moschip.ru\_4

moschip.ru\_6

moschip.ru\_9