KEY PRODUCT CHARACTERISTICS			
SAFETY/COMPLIANCE	FIT/FUNCTION	TOTAL ON DRAWING	1
S/C CHECKPOINTS	F/F CHECKPOINTS	LAST NO. USED	1

NO.	TYPE	DESCRIPTION	RATIONALE	PTS	ZONE
1	FF	WIDTH CONN			A22

SYMBOL DEFINITION

A DIMENSION WITHOUT AN INSPECTION REPORT SYMBOL DOES NOT REQUIRE INSPECTION. IT MAY BE CONTROLLED ON THE INDIVIDUAL COMPONENT DRAWING.

TOTAL NO OF INSPECTIONS REQUIRED	6
LAST NO. USED	5

MISSING SYMBOLS

NO MISSING SYMBOL NUMBER

DWG STATUS				ZONE	REVISION HISTORY	AUTH	DR	PP	CHK
DATE	ISSUE	REV	N/P	CHG					
17JA14	R	01	-	-	15537531 WAS PE12320B; 13511847 WAS PE13148A; 15537532 WAS 13511847, 13511490 WAS 13511451; 13512244 WAS PE12711B; RELOCATED ASSEMBLY P/N CHARTS AND HOUSING VIEWS ON NEW SHEET 2 ADDED TO IMPROVE THE DRAWING; CUSTOMER COMPONENTS P/N LIST REPLACED WITH DELPHI P/N'S AND CHARTS UPDATED	422555	CDD	VRG	VRG
17AP15	R	02	-	-	54200428 DPN 15537499, 54200429 DPN 15537531, 54200461 DPN 15537512 & 54200467 DPN 15537515 END SEALS REPLACED BY DPN 33185286 WAS WVL C17019-U EXPERIMENTAL; 54200413 DPN 15489820 REPLACED 54200425 DPN 15537531 CODE A, F100010 DPN 13511416 CODE A, F860600 DPN 15537515 CODE A, 54200414 DPN 13754761 CODE A1 54200414 DPN 13754761 REPLACED F760600 DPN 15537515 CODE B, F590500 DPN 13511420 CODE B1 54200415 DPN 13755836 REPLACED 55200429 DPN 13511847 CODE C; NOTES REV'D & ASSEMBLY P/N CHARTS UPDATED	420588	RAK	SSS	SSS
25OC17	R	03	-	-	ALL PARTS - 53 +1.1/-1.3 WAS 52.9 ±1.2 AND REDRAWN; 35040692-93 - RELEASED	43525	CDD	CDD	LMV
31JL18	R	04	-	-	35243663 - RELEASED	43978	AHD	AHD	LMV

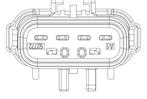

TYPE B
SAME AS TYPE A
EXCEPT AS SHOWN

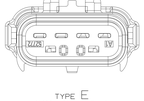

TYPE E
SAME AS TYPE A
EXCEPT AS SHOWN

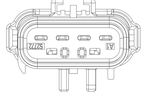

TYPE C
SAME AS TYPE A
EXCEPT AS SHOWN

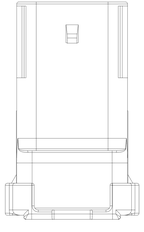

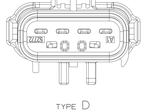

TYPE D
SAME AS TYPE A
EXCEPT AS SHOWN

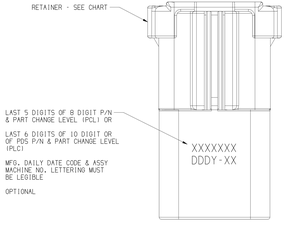

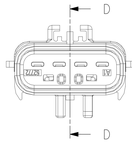

AUXILIAR FRONT VIEW
TYPE A - UNSEALED ASSEMBLY

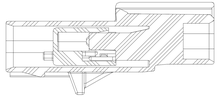

SECTION D-D

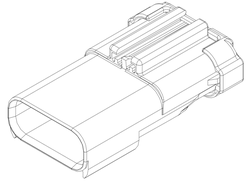

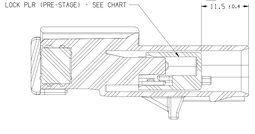

SECTION A-A

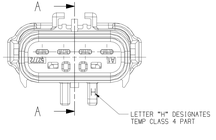

TYPE A - SEALED ASSEMBLY

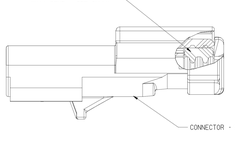

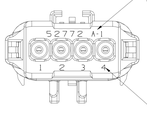

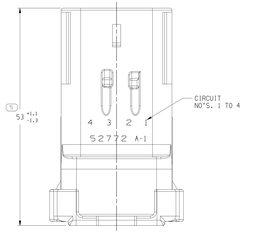

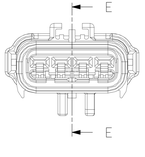

AUXILIAR FRONT VIEW
TYPE A - MATT SEAL W/O HOLES

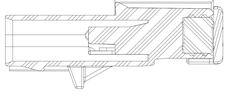

SECTION E-E

NOTES

1. UNLESS OTHERWISE SPECIFIED AND/OR INDICATED:

   DIMENSIONS ARE TO FACE OF VIEW SHOWN AND AUTOMATICALLY ROUNDED BY COMPUTER FOR INSPECTION (SEE MATH MODEL FOR PRECISE DIMENSIONS). FOR ALL OTHER DIMENSIONS NOT SHOWN BUT REQUIRED FOR TOOL BUILD, SEE MATH MODEL FOR PRECISE TOOL PATH DATA.

2. ENGINEERING APPROVAL OF SUPPLIER SAMPLES IS REQUIRED PRIOR TO AUTHORIZATION OF PART PRODUCTION.

3. CHANGES IN DESIGN COMPOSITION OR PROCESSING FROM THE PART PREVIOUSLY APPROVED FOR PART PRODUCTION REQUIRES PRIOR ENGINEERING APPROVAL.

4. WIRING FABRICATORS MUST PURCHASE FROM SOURCES SHOWN.

5. DIRECT CONNECT DRAWING NO. WVL 036004 / DPN 33523213 (CHRYSLER 04707185).

6. TEST METHOD PER PERFORMANCE SPEC SAE/USCAR-2 REV. 5, CONNECTOR ENGAGE & DISENGAGE WITH FEMALE (ATOM DEPRESSED FORCE NOT TO EXCEED 75N FOR THIS SYSTEM.

   CLIP INSERTION FORCES - 75N MAX
   PLR SEATING FORCES - 100N MAX

7. SUPPLIER, MOLD & CAVITY I.D. SIGNIFIES TOOL OWNERSHIP. FOR REFERENCE.

8. ANNUAL QUALITY REQUIREMENTS:

   IT IS PERMISSIBLE TO PERFORM CONTINOUS CONFORMANCE PER WVL SPECIFICATION #AQA-001 INSTEAD OF ANNUAL LAYOUT & ANNUAL PV REQUIREMENTS OF QS-9000 SECTION 2 & SAE/USCAR-2 REV. 5

   ALL NON-REFERENCE DIMENSIONS ARE REQUIRED

   -USE INDEX A, BLACK SEALED AND UNSEALED FOR ALL AFFECTED INSULATOR CAVITIES.
   -CURRENT PRODUCTION TOOLING.
   -POINT OF LAST RUN.

   SERVICE TOOLING GUIDE INFORMATION PER APEX TRAINING MANUAL.

9. MUST CONFORM TO THE FOLLOWING CHRYSLER / YNA STANDARDS:

   SAE/USCAR-2 REV. 5
   PS-7300 QUALITY ASSURANCE (CHRYSLER)
   MS-9502 SEAL APPL. 150° C
   MS-8288 SEAL APPL. 125° C
   PS-9227 DATA EXCHANGE (CHRYSLER), (6OC9-7 YNA)
   PS-10052 INFORMATION SECURITY (CHRYSLER)

10. THIS DRAWING (WVL PN H59012 / DPN 35243631) REPLACES CHRYSLER DRAWING NUMBER 04707265 LEVEL "P" CHRYSLER DRAWING IS FOR REFERENCE ONLY FOR PREVIOUS CHANGES.

11. * SEALS BAKED AT 450° F FOR 5 HOURS DURING CONTINUOUSLY INTRODUCED FRESH AIR TO DRIVE OFF VOLATILES.

12. FORD PART NUMBER ARE LISTED FOR REFERENCE PARTS ARE PPAP'D PER FORD DU5T-14A594-AA.

13. WVL SUPPLIER CODE: 52772 OR 52772H.

14. SEALS ARE DESIGNED TO MEET MINIMUM INSULATION DIAMETER SEALING. THE TERMINAL INSERTION FORCES MAY BE HIGHER THAN PERMITTED PER SAE/USCAR-2, PF-752 OR PF-9600 WHEN USED WITH ALL LARGEST INSULATION DIAMETER WIRES.

15. THIS PRODUCT IS NOT CATEGORIZED AS AN APPEARANCE ITEM, MINOR IMPERFECTIONS INCLUDING, BUT NOT LIMITED TO, FLOW MARKS, COLOR BLEMISHES, GATE VESTIGE, AND SOFT FLASH THAT DO NOT AFFECT THE FIT, FORM, OR FUNCTION OF THE PART ARE PERMISSIBLE PER EXMP.4-3.CS.01.EN.

16. FOR APPLICATION DATA SEE THE INDIVIDUAL APPLICATION DRAWINGS.

17. QUALITY ASSURANCE REQUIREMENTS PER CHRYSLER PS-7300: 1 SPC DATA REQUIRED

18. ALL THE SEALED CONNECTOR APPLICATIONS MUST BE USED WITH CHRYSLER WIRE SPEC. MS-8288 OR MS-9502 THIN WALL X-LINK 20,18,16,14,12 & 10 GAGE WIRES ONLY UNLESS OTHERWISE SPECIFIED.

19. ALL NON-SEALED APPLICATIONS MAY BE USED WITH ANY WIRE INSULATION 22 GAGE THRU 10 GAGE (EXCEPT AS NOTED) PROVIDING THAT A TERMINAL GRIP FOR THAT CORE/INSULATION.

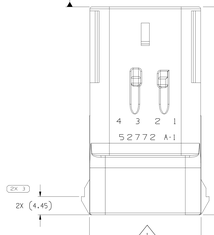

AUXILIAR BOTTOM VIEW
TYPE A - CONNECTOR VIEW
FOR REFERENCE ONLY
(SEE TAXI PART NO 15547329/C17002-MFG)

35243663	01	-	E	-	-		35258904	55200440	15537459	-		35234778			15537435	3	O.D. 1.7-3.4	O.D. 3.1-4.09	-
35040693	01	-	C	-		54200438	15537506	54200448	15537511	54200428	15537499	54200440	15537508	3	20,18,16,14,12 OR 10				-
35040692	01	-	A	-	-	54200436	15537504	54200448	15537511	54200428	15537499	54200440	15537508	3					-
33511426	01	AA	D	F225600	-	F825600	15537429	55200440	15537459	•55200439	15537433	55200438	15537435	4					-
33511425	01	AA	C	F125600	-	F725600	15537427	55200440	15537459	•55200439	15537433	55200438	15537435	4					-
33511418	01	AA	B	F025600	-	F625600	15537425	55200440	15537459	•55200439	15537433	55200438	15537435	4	20 TO 14				-
33511410	01	AA	A	55200446	-	55200441	15537423	55200440	15537459	•55200439	15537433	55200438	15537435	4					-
33511450	01	AA	B	F291210	F DU5T-14A594-AA	54200437	15537505	-	-	54200458	33504637	54200440	15537508	3					X
33511413	01	AA	A	54200468	C 04759236AB	54200436	15537504	-	-	54200458	33504637	54200440	15537508	3					X
33511412	01	AA	A	54200427	C 56042441	54200436	15537504	-	-	54200458	33504637	54200440	15537508	3	NO WIRES USED AS A PLUG				X
33511411	01	AA	A	54200426	C 04759236	54200436	15537504	-	-	54200458	33504637	54200440	15537508	3					X
33500102	01	AA	D	54200416	C 04707380	54200439	15537507	54200448	15537511	C17019-U	33185280	54200440	15537508	3					-
13755836	01	AA	C	54200415	C 04707379	54200438	15537506	54200448	15537511	C17019-U	33185280	54200440	15537508	3	20,18,16,14,12 OR 10				-
13754761	01	AA	B	54200414	C 04707267	54200437	15537505	54200448	15537511	C17019-U	33185280	54200440	15537508	3					-
15489820	01	AA	A	54200413	C 04707266	54200436	15537504	54200448	15537511	C17019-U	33185280	54200440	15537508	3					-
33511449	01	AA	D	56042424	C 56042179	54200439	15537507	54200448	15537511	-	-	54200440	15537508	3					-
33500101	01	AA	D	54200408	C 56038055	54200439	15537507	54200448	15537511	-	-	-	-	3					-
33500100	01	AA	C	54200407	C 56038194	54200438	15537506	54200448	15537511	-	-	-	-	3					-
33500644	01	AA	B	54200406	N/A	54200437	15537505	54200448	15537511	-	-	-	-	3	22,20,18,16,14,12 OR 10				-
33511417	01	AA	A	54200423	C 56042178	54200436	15537504	54200448	15537511	-	-	54200440	15537508	3					-
33500099	01	AA	A	54200405	C 56038054	54200436	15537504	54200448	15537511	-	-	-	-	3					-
PART NO	REV	N/P	TYPE	MVL	CUSTOMER	MVL	APTIV	MVL	APTIV	MVL	APTIV	MVL	APTIV	TEMP CLASS	1	2	3	4	PLUG
APTIV				ASSEMBLY		CONNECTOR		LOCK PLR		MATT SEAL		RETAINER			WIRE GAGE CIRCUITS NO				

DRAWING NUMBER	15498846
SIZE A1x3	SCALE 3:1
FRAME NO 2	SHEET NO OF 2
REV R	NOT 04

* LINE DRAWN THROUGH A PART NUMBER INDICATES THAT PHYSICAL PARTS ARE NOT AVAILABLE FOR ORDERING.

PART NUMBERS THAT DO NOT HAVE A LINE PRESENT INDICATE THAT PHYSICAL PARTS ARE AVAILABLE FOR ORDERING.

CONTACT APTIV SALES TO ASSURE AVAILABILITY OF PARTS.

DWG TYPE	PART DRAWING
STYLE	
VOLUME (CM³)	SYSTEM CODE D

UNLESS OTHERWISE SPECIFIED
THIS DOCUMENT IS IN ACCORDANCE WITH ASME Y14.5M-1994 UNLESS OTHERWISE SPECIFIED. ALL DIMENSIONS, TOLERANCING, MODELING DATA, GEOMETRY PATTERNS & FEATURES MAY BE GAGED SEPARATELY REGARDLESS OF DATUM REFERENCES.

ALL DIMENSIONS ARE IN MILLIMETERS

(N/A) PROCESS SENSITIVE DIMENSION	REFERENCE H59012 X

DIMENSIONS ENCLOSED IN PARENTHESES INDICATE REFERENCE DIMENSIONS AND NO TOLERANCE IS LISTED FOR THOSE DIMENSIONS.

DIMENSIONAL RANGE (MM)	0-6	>6-30	>30-120	>120-315	>315-1000	>1000-2000	>2000-4000	>4000-8000
TOLERANCE (UNLESS OTHERWISE SPECIFIED)	±0.15	±0.2	±0.3	±0.5	±0.8	±1.2	±2	±3
ANGULAR TOLERANCE (DEG)	±1	±0.5	±0.25	±0.15	±0.1	±0.08	±0.05	±0.03

THIRD ANGLE PROJECTION

DO NOT SCALE

USE MATH DATA

NX

APPD:	VAIDYARAMAN, V. V.
APPD:	SUDHA SIAN
APPD:	MATT MAJOR
APPD:	JEFF CAMPBELL
APPD:	
	SUBSTANCES OF CONCERN AND RECYCLED CONTENT PER APTIV (DEMPSS)
	SEE CHART
DRAWING NAME	TAXI CONN 10 APEX 2.8
DRAWING NUMBER	15498846
SIZE A1x3	SCALE 3:1
FRAME NO 2	SHEET NO OF 2
REV R	NOT 04

•APTIV•
CONNECTION SYSTEMS
WARREN, OH
COPYRIGHT 2002 APTIV. ALL RIGHTS RESERVED.
THIS DRAWING IS THE PROPERTY OF APTIV AND CONTAINS APTIV CONFIDENTIAL INFORMATION. THE RECEIPT OR POSSESSION OF THIS DOCUMENT DOES NOT GRANT OR CONFER WITH IT RIGHTS OF DISCLOSURE OR OTHER USE WITHOUT THE WRITTEN CONSENT OF APTIV. NO WRITTEN COMMUNICATION OF ANY CONTENT TO OTHERS, WITHOUT EXPRESS AUTHORIZATION, IS PROHIBITED.

	DATE
DR	
APPD:	
APPD:	
APPD:	
APPD:	
APPD:	

04880421

Page 1 of 1
15498846_2.DWG
Date: 2022/01/04
Time: 07:24:49

Общество с ограниченной ответственностью «МосЧип» ИНН 7719860671 / КПП 771901001
Адрес: 105318, г.Москва, ул.Щербаковская д.3, офис 1107

Данный компонент на территории Российской Федерации

Вы можете приобрести в компании MosChip.

Для оперативного оформления запроса Вам необходимо перейти по данной ссылке:

http://moschip.ru/get-element

Вы можете разместить у нас заказ для любого Вашего проекта, будь то серийное производство или разработка единичного прибора.

В нашем ассортименте представлены ведущие мировые производители активных и пассивных электронных компонентов.

Нашей специализацией является поставка электронной компонентной базы двойного назначения, продукции таких производителей как XILINX, Intel (ex.ALTERA), Vicor, Microchip, Texas Instruments, Analog Devices, Mini-Circuits, Amphenol, Glenair.

Сотрудничество с глобальными дистрибьюторами электронных компонентов, предоставляет возможность заказывать и получать с международных складов практически любой перечень компонентов в оптимальные для Вас сроки.

На всех этапах разработки и производства наши партнеры могут получить квалифицированную поддержку опытных инженеров.

Система менеджмента качества компании отвечает требованиям в соответствии с ГОСТ Р ИСО 9001, ГОСТ РВ 0015-002 и ЭС РД 009

Офис по работе с юридическими лицами:

105318, г.Москва, ул.Щербаковская д.3, офис 1107, 1118, ДЦ «Щербаковский»

Телефон: +7 495 668-12-70 (многоканальный)

Факс: +7 495 668-12-70 (доб.304)

E-mail: info@moschip.ru

Skype отдела продаж:
moschip.ru
moschip.ru_4
moschip.ru_6
moschip.ru_9