


High Frequency (up to 20 GHz) Resistor, Thin Film Surface Mount Chip



FC series chip resistors are designed with low internal reactance. They function as almost pure resistors on a very high range of frequencies. The specialized laser edge trimming allows for precision tolerances to 0.1 %.

FEATURES

- Small standard size 0402 case size
- Edge trimmed block resistors
- High purity alumina substrate
- Ohmic range (10 Ω to 1000 Ω)
- Small internal reactance (< 10 m Ω)
- Low TCR (down to \pm 25 ppm/ $^{\circ}$ C)
- Epoxy bondable termination available
- Material categorization: for definitions of compliance please see www.vishay.com/doc?99912



RoHS*
Available

**HALOGEN
FREE**
Available

**GREEN
(5-2008)**
Available

Note

* This datasheet provides information about parts that are RoHS-compliant and/or parts that are non-RoHS-compliant. For example, parts with lead (Pb) terminations are not RoHS-compliant. Please see the information/tables in this datasheet for details.

APPLICATIONS

- Low noise amplifiers
- Attenuation
- Line termination

STANDARD ELECTRICAL SPECIFICATIONS		
TEST	SPECIFICATIONS	CONDITIONS
Material	Passivated nichrome	-
Resistance Range	10 Ω to 1000 Ω	Case size dependent
TCR: Absolute	\pm 25 ppm/ $^{\circ}$ C to \pm 100 ppm/ $^{\circ}$ C	-55 $^{\circ}$ C to +125 $^{\circ}$ C
Tolerance: Absolute	\pm 0.1 % to \pm 5.0 %	+25 $^{\circ}$ C
Stability: Absolute	$\Delta R \pm$ 0.02 %	2000 h at 70 $^{\circ}$ C
Stability: Ratio	-	-
Voltage Coefficient	0.1 ppm/V	-
Working Voltage	30 V to 75 V	-
Operating Temperature Range	-55 $^{\circ}$ C to +155 $^{\circ}$ C	-
Storage Temperature Range	-55 $^{\circ}$ C to +155 $^{\circ}$ C	-
Noise	< -35 dB	-
Shelf Life Stability: Absolute	$\Delta R \pm$ 0.01 %	1 year at +25 $^{\circ}$ C

COMPONENT RATINGS			
CASE SIZE	POWER RATING (mW)	WORKING VOLTAGE (V)	RESISTANCE RANGE (Ω)
0402	50	30	10 to 1000
0505	125	37	20 to 1000
0603	125	50	10 to 1000
0805	200	50	10 to 1000
1005	250	75	10 to 1000
1206	330	75	10 to 1000

DIMENSIONS in inches (millimeters)						
	CASE SIZE	LENGTH	WIDTH W (± 0.005)	THICKNESS	TOP PAD D (± 0.005)	BOTTOM PAD E (± 0.005)
	0402	0.042 \pm 0.008 (1.067 \pm 0.203)	0.022 (0.559)	0.015 to 0.0015 (0.381 to 0.0381)	0.010 (0.254)	0.010 (0.254)
	0505	0.055 \pm 0.006 (1.397 \pm 0.152)	0.050 (1.270)	0.015 to 0.0015 (0.381 to 0.0381)	0.010 (0.254)	0.015 (0.381)
	0603	0.064 \pm 0.006 (1.626 \pm 0.152)	0.032 (0.813)	0.015 to 0.0015 (0.381 to 0.0381)	0.012 (0.305)	0.015 (0.381)
	0805	0.080 \pm 0.006 (2.032 \pm 0.152)	0.050 (1.270)	0.015 to 0.0015 (0.381 to 0.0381)	0.016 \pm 0.008 (0.406 \pm 0.203)	0.015 (0.381)
	1005	0.105 \pm 0.008 (2.667 \pm 0.203)	0.050 (1.270)	0.015 to 0.0015 (0.381 to 0.0381)	0.015 (0.381)	0.015 (0.381)
	1206	0.126 \pm 0.008 (3.200 \pm 0.203)	0.063 (1.600)	0.015 to 0.0015 (0.381 to 0.0381)	0.020 + 0.005/- 0.010 (0.508 + 0.127/- 0.254)	

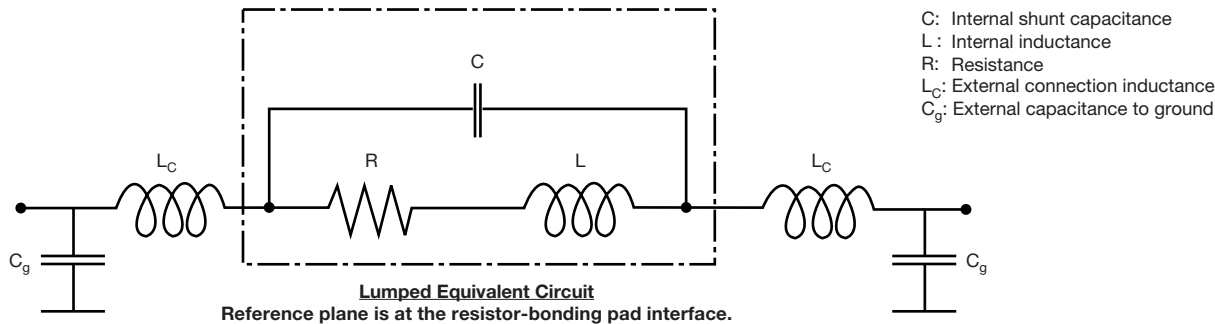
MECHANICAL SPECIFICATIONS	
Resistive Element	Passivated nichrome
Substrate Material	Alumina
Terminations	Pre-soldered or gold
Lead (Pb)-free Option	96.5 % Sn, 3.0 % Ag, 0.5 % Cu
Tin/Lead Option	Sn63
Lead (Pb)-free Finish and Tin / Lead	Hot solder dip

GLOBAL PART NUMBER INFORMATION																
New Global Part Numbering: FC1206E1001BBT																
F	C	1	2	0	6	E	1	0	0	1	B	B	T	S		
F	C	1	2	0	6	K	1	0	0	0	B	T	B	S	T	S
GLOBAL MODEL	CASE SIZE	TCR CHARACTERISTIC		RESISTANCE	TOLERANCE	TERMINATION (1, 2 or 3 digits)			PACKAGING							
FC	0402 0505 0603 0805 1005 1206	E = 25 ppm/ $^{\circ}$ C H = 50 ppm/ $^{\circ}$ C K = 100 ppm/ $^{\circ}$ C		The first 3 digits are significant figures and the last digit specifies the number of zeros to follow. "R" designates the decimal point. Example: 10R0 = 10 Ω 1000 = 100 Ω 1001 = 1 k Ω	B = 0.1 % D = 0.5 % F = 1 % G = 2 % J = 5 %	T = Top sided Au (gold) term Au over Ni epoxy bondable RoHS-compliant - e4 B = Wraparound Sn/Pb solder 63 % Sn/37 % Pb with nickel barrier G = Wraparound Au over Ni (gold) termination epoxy bondable RoHS-compliant - e4 TB = Top sided Sn/Pb solder 63 % Sn/37 % Pb with nickel barrier TBS = Top sided lead (Pb)-free solder with nickel barrier RoHS-compliant - e1 S = Wraparound lead (Pb)-free solder 96.5 % Sn/3.0 % Ag/0.5 %Cu RoHS-compliant - e1			BS = BULK 100 min., 1 mult WS = WAFFLE 100 min., 1 mult TAPE AND REEL T0 = 100 min., 100 mult T1 = 1000 min., 1000 mult ⁽¹⁾ T3 = 300 min., 300 mult T5 = 500 min., 500 mult TF = Full reel TS = 100 min., 1 mult							
Historical Part Number example: FC1206E1001BBT (for reference purposes only)																
FC	1206	E		1001	B	B	T									
SERIES	CASE SIZE	TCR CHARACTERISTIC		RESISTANCE	TOLERANCE	TERMINATION	PACKAGING									

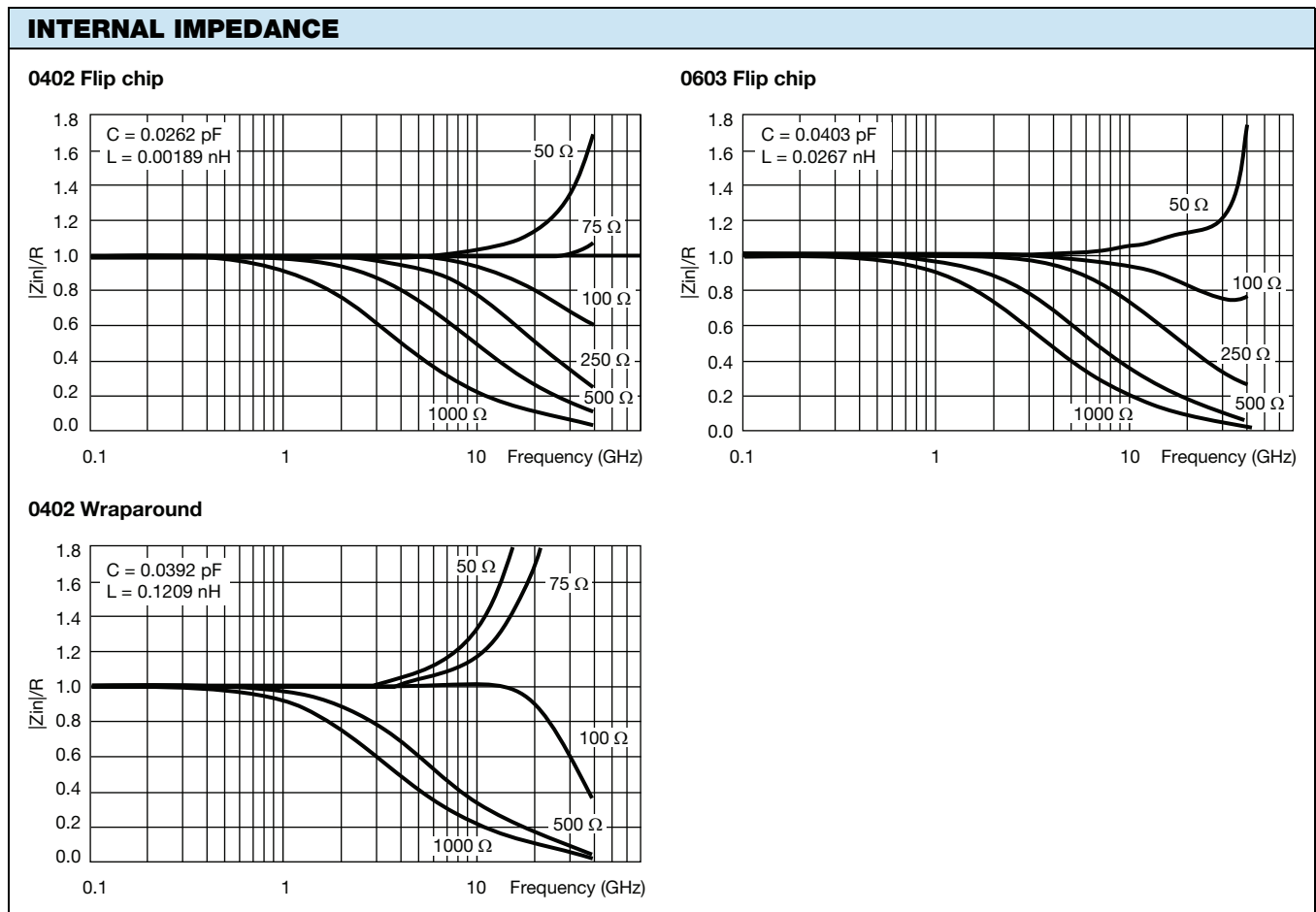
Note

(1) Preferred packaging code

TYPICAL HIGH FREQUENCY PERFORMANCE ELECTRICAL MODEL AND TESTING

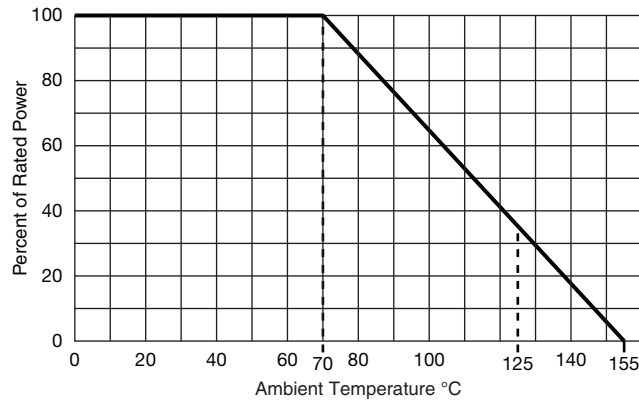


The lumped circuit above was used to model the data at the bonding pad-resistor reference plane. High frequency testing was performed by Modelithics, Inc. on parts mounted to quartz test boards. Quartz test boards were chosen to minimize the contribution of the board effects at high frequencies.

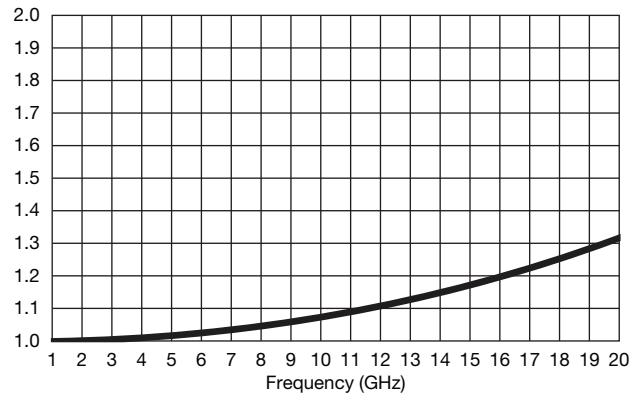




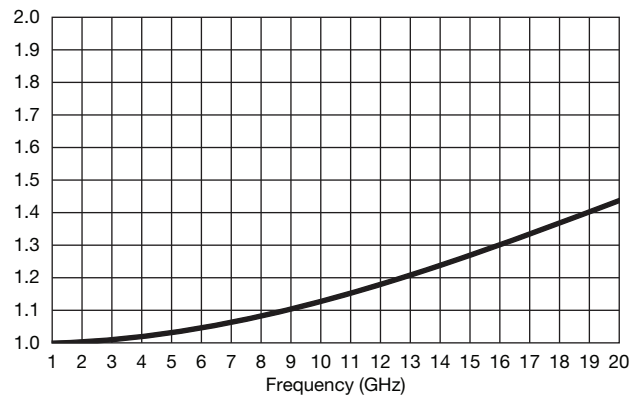
DERATING CURVE



VSWR FC Series 0402 size 50 Ω



VSWR FC Series 0402 size 100 Ω





Disclaimer

ALL PRODUCT, PRODUCT SPECIFICATIONS AND DATA ARE SUBJECT TO CHANGE WITHOUT NOTICE TO IMPROVE RELIABILITY, FUNCTION OR DESIGN OR OTHERWISE.

Vishay Intertechnology, Inc., its affiliates, agents, and employees, and all persons acting on its or their behalf (collectively, "Vishay"), disclaim any and all liability for any errors, inaccuracies or incompleteness contained in any datasheet or in any other disclosure relating to any product.

Vishay makes no warranty, representation or guarantee regarding the suitability of the products for any particular purpose or the continuing production of any product. To the maximum extent permitted by applicable law, Vishay disclaims (i) any and all liability arising out of the application or use of any product, (ii) any and all liability, including without limitation special, consequential or incidental damages, and (iii) any and all implied warranties, including warranties of fitness for particular purpose, non-infringement and merchantability.

Statements regarding the suitability of products for certain types of applications are based on Vishay's knowledge of typical requirements that are often placed on Vishay products in generic applications. Such statements are not binding statements about the suitability of products for a particular application. It is the customer's responsibility to validate that a particular product with the properties described in the product specification is suitable for use in a particular application. Parameters provided in datasheets and/or specifications may vary in different applications and performance may vary over time. All operating parameters, including typical parameters, must be validated for each customer application by the customer's technical experts. Product specifications do not expand or otherwise modify Vishay's terms and conditions of purchase, including but not limited to the warranty expressed therein.

Except as expressly indicated in writing, Vishay products are not designed for use in medical, life-saving, or life-sustaining applications or for any other application in which the failure of the Vishay product could result in personal injury or death. Customers using or selling Vishay products not expressly indicated for use in such applications do so at their own risk. Please contact authorized Vishay personnel to obtain written terms and conditions regarding products designed for such applications.

No license, express or implied, by estoppel or otherwise, to any intellectual property rights is granted by this document or by any conduct of Vishay. Product names and markings noted herein may be trademarks of their respective owners.

Material Category Policy

Vishay Intertechnology, Inc. hereby certifies that all its products that are identified as RoHS-Compliant fulfill the definitions and restrictions defined under Directive 2011/65/EU of The European Parliament and of the Council of June 8, 2011 on the restriction of the use of certain hazardous substances in electrical and electronic equipment (EEE) - recast, unless otherwise specified as non-compliant.

Please note that some Vishay documentation may still make reference to RoHS Directive 2002/95/EC. We confirm that all the products identified as being compliant to Directive 2002/95/EC conform to Directive 2011/65/EU.

Vishay Intertechnology, Inc. hereby certifies that all its products that are identified as Halogen-Free follow Halogen-Free requirements as per JEDEC JS709A standards. Please note that some Vishay documentation may still make reference to the IEC 61249-2-21 definition. We confirm that all the products identified as being compliant to IEC 61249-2-21 conform to JEDEC JS709A standards.

Данный компонент на территории Российской Федерации

Вы можете приобрести в компании MosChip.

Для оперативного оформления запроса Вам необходимо перейти по данной ссылке:

<http://moschip.ru/get-element>

Вы можете разместить у нас заказ для любого Вашего проекта, будь то серийное производство или разработка единичного прибора.

В нашем ассортименте представлены ведущие мировые производители активных и пассивных электронных компонентов.

Нашей специализацией является поставка электронной компонентной базы двойного назначения, продукции таких производителей как XILINX, Intel (ex.ALTERA), Vicor, Microchip, Texas Instruments, Analog Devices, Mini-Circuits, Amphenol, Glenair.

Сотрудничество с глобальными дистрибьюторами электронных компонентов, предоставляет возможность заказывать и получать с международных складов практически любой перечень компонентов в оптимальные для Вас сроки.

На всех этапах разработки и производства наши партнеры могут получить квалифицированную поддержку опытных инженеров.

Система менеджмента качества компании отвечает требованиям в соответствии с ГОСТ Р ИСО 9001, ГОСТ РВ 0015-002 и ЭС РД 009

Офис по работе с юридическими лицами:

105318, г.Москва, ул.Щербаковская д.3, офис 1107, 1118, ДЦ «Щербаковский»

Телефон: +7 495 668-12-70 (многоканальный)

Факс: +7 495 668-12-70 (доб.304)

E-mail: info@moschip.ru

Skype отдела продаж:

moschip.ru

moschip.ru_4

moschip.ru_6

moschip.ru_9