

Electrical Details	
Electrical Configuration	C Filter
Capacitance Measurement	@ 1000hr Point
Current Rating	10A
Insulation Resistance (IR)	10GΩ or 1000ΩF
Temperature Rating	-55°C to +125°C
Ferrite Inductance (Typical)	N/A
Mechanical Details	
Head (A/F)	4.75mm (0.187")
Nut A/F	6.35mm (0.250")
Washer diameter	8mm (0.315")
Mounting Torque	0.5Nm (4.42bf in) max. if using nut 0.25Nm (2.41bf in) max. into tapped hole
Mounting Hole Diameter	4.2mm ±0.1 (0.165" ±0.004")
Max. Panel Thickness	2.9mm (0.114")
Weight (Typical)	1.2g (0.04oz)
Finish	Silver plate on copper undercoat


Product Code	Capacitance (±20%) UOS	Dielectric	Rated Voltage (Vdc)	DWV (Vdc)	Typical No-Load Insertion Loss (dB)					
					0.01MHz	0.1MHz	1MHz	10MHz	100MHz	1GHz
*SFBLC5000100ZC	10pF -20% / +80%	COG/NPO	500#	750	-	-	-	-	-	4
SFBLC5000150ZC	15pF -20% / +80%				-	-	-	-	-	7
SFBLC5000220ZC	22pF -20% / +80%				-	-	-	-	-	10
SFBLC5000330ZC	33pF -20% / +80%				-	-	-	-	-	12
*SFBLC5000470ZC	47pF -20% / +80%				-	-	-	-	1	15
*SFBLC5000680MC	68pF				-	-	-	-	2	18
*SFBLC5000101MC	100pF				-	-	-	-	4	22
SFBLC5000151MC	150pF				-	-	-	-	7	25
*SFBLC5000221MC	220pF				-	-	-	-	10	29
*SFBLC5000331MC	330pF				-	-	-	-	13	33
*SFBLC5000471MX	470pF	†X7R	500#	750	-	-	-	1	16	35
SFBLC5000681MX	680pF				-	-	-	2	19	36
*SFBLC5000102MX	1.0nF	X7R	500#	750	-	-	-	4	23	41
SFBLC5000152MX	1.5nF				-	-	-	7	26	45
*SFBLC5000222MX	2.2nF				-	-	-	10	30	50
SFBLC5000332MX	3.3nF				-	-	-	13	33	52
*SFBLC5000472MX	4.7nF				-	-	1	16	36	55
SFBLC5000682MX	6.8nF				-	-	2	19	39	57
*SFBLC5000103MX	10nF				-	-	4	22	41	60
*SFBLC5000153MX	15nF				-	-	7	25	44	62
*SFBLC5000223MX	22nF				-	-	10	29	46	65
SFBLC5000333MX	33nF				-	-	13	33	48	68
*SFBLC2000473MX	47nF		200	500	-	1	16	35	50	70
SFBLC2000683MX	68nF		-	2	19	39	54	>70		
*SFBLC1000104MX	100nF		100	250	-	4	22	41	57	>70
*SFBLC0500154MX	150nF		50	125	-	7	25	45	60	>70

Also rated for operation at 115Vac 400Hz. Self heating will occur - evaluation in situ recommended. * Recommended values. † Also available in COG/NPO.

Ordering Information - SFBLC range

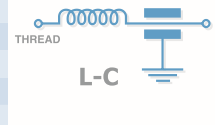
SF	B	L	C	500	0102	M	X	0
Type	Case style	Thread	Electrical configuration	Voltage (dc)	Capacitance in picofarads (pF)	Tolerance	Dielectric	Hardware
Syfer Filter	4.75mm Hex Head	M4	C = C Filter	050 = 50V 100 = 100V 200 = 200V 500 = 500V	First digit is 0. Second and third digits are significant figures of capacitance code. The fourth digit is number of zeros following Example: 0101 = 100pF 0332 = 3300pF	M = ±20% Z = -20+80%	C = COG/NPO X = X7R	0 = Without 1 = With

Note: The addition of a 4-digit numerical suffix code can be used to denote changes to the standard part. Options include for example: change of finish / alternative voltage rating / non-standard intermediate capacitance values / test requirements. Please refer specific requests to the factory.



Electrical Details

Electrical Configuration	L-C Filter
Capacitance Measurement	@ 1000hr Point
Current Rating	10A
Insulation Resistance (IR)	10GΩ or 1000ΩF
Temperature Rating	-55°C to +125°C
Ferrite Inductance (Typical)	50nH



Mechanical Details

Body Flange Diameter	4.75mm (0.187")
Head (A/F)	6.0mm (0.236")
Nut A/F	8.0mm (0.315")
Mounting Torque	0.5Nm (4.42lbf in) max. if using nut 0.25Nm (2.21lbf in) max. into tapped hole
Mounting Hole Diameter	4.2mm ±0.1 (0.165" ±0.004")
Max. Panel Thickness	2.9mm (0.114")
Weight (Typical)	1.2g (0.04oz)
Finish	Silver plate on copper undercoat



Product Code	Capacitance (±20%) UOS	Dielectric	Rated Voltage (Vdc)	DWV (Vdc)	Typical No-Load Insertion Loss (dB)					
					0.01MHz	0.1MHz	1MHz	10MHz	100MHz	1GHz
*SFBLL5000100ZC	10pF -20% / +80%	COG/NP0	500#	750	-	-	-	-	-	6
SFBLL5000150ZC	15pF -20% / +80%				-	-	-	-	-	9
SFBLL5000220ZC	22pF -20% / +80%				-	-	-	-	-	12
SFBLL5000330ZC	33pF -20% / +80%				-	-	-	-	1	15
*SFBLL5000470ZC	47pF -20% / +80%				-	-	-	-	2	19
*SFBLL5000680MC	68pF				-	-	-	-	4	20
*SFBLL5000101MC	100pF				-	-	-	-	7	24
SFBLL5000151MC	150pF				-	-	-	-	10	27
*SFBLL5000221MC	220pF				-	-	-	-	12	30
*SFBLL5000331MC	330pF				-	-	-	1	16	34
*SFBLL5000471MX	470pF	†X7R	500#	750	-	-	-	2	19	38
SFBLL5000681MX	680pF				-	-	-	3	22	41
*SFBLL5000102MX	1.0nF	X7R	200	500	-	-	-	6	25	44
SFBLL5000152MX	1.5nF				-	-	-	9	29	48
*SFBLL5000222MX	2.2nF				-	-	-	12	31	51
SFBLL5000332MX	3.3nF				-	-	-	15	35	54
*SFBLL5000472MX	4.7nF				-	-	1	18	39	57
SFBLL5000682MX	6.8nF				-	-	2	21	41	60
*SFBLL5000103MX	10nF				-	-	4	23	43	63
*SFBLL5000153MX	15nF				-	-	7	27	46	66
*SFBLL5000223MX	22nF				-	-	10	30	48	68
SFBLL5000333MX	33nF				-	-	13	34	50	70
*SFBLL2000473MX	47nF		100	250	-	4	22	44	60	>70
SFBLL2000683MX	68nF		50	125	-	7	25	47	62	>70
*SFBLL1000104MX	100nF									
*SFBLL0500154MX	150nF									

Also rated for operation at 115Vac 400Hz. Self heating will occur - evaluation in situ recommended. * Recommended values. † Also available in COG/NP0.

Ordering Information - SFBLL range

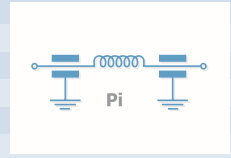
SF	B	L	L	500	0102	M	X	0
Type	Case style	Thread	Electrical configuration	Voltage (dc)	Capacitance in picofarads (pF)	Tolerance	Dielectric	Nuts & Washers
Syfer Filter	4.75mm Hex Head	M4	L = L-C Filter	050 = 50V 100 = 100V 200 = 200V 500 = 500V	First digit is 0. Second and third digits are significant figures of capacitance code. The fourth digit is number of zeros following Example: 0101 = 100pF 0332 = 3300pF	M = ±20% Z = -20+80%	C = COG/NP0 X = X7R	0 = Without 1 = With

Note: The addition of a 4-digit numerical suffix code can be used to denote changes to the standard part. Options include for example: change of finish / alternative voltage rating / non-standard intermediate capacitance values / test requirements. Please refer specific requests to the factory.



Electrical Details

Electrical Configuration	Pi Filter
Capacitance Measurement	@ 1000hr Point
Current Rating	10A
Insulation Resistance (IR)	10GΩ or 1000ΩF
Temperature Rating	-55°C to +125°C
Ferrite Inductance (Typical)	75nH



Mechanical Details

Head (A/F)	4.75mm (0.187")
Nut A/F	6.0mm (0.236")
Washer diameter	7.90mm (0.311")
Mounting Torque	0.5Nm (4.42lbf in) max. if using nut 0.25Nm (2.21lbf in) max. into tapped hole
Mounting Hole Diameter	4.2mm ±0.1 (0.165" ±0.004")
Max. Panel Thickness	2.9mm (0.114")
Weight (Typical)	1.2g (0.04oz)
Finish	Silver plate on copper undercoat

Product Code	Capacitance (-20%+80%)	Dielectric	Rated Voltage (Vdc)	DWV (Vdc)	Typical No-Load Insertion Loss (dB)					
					0.01MHz	0.1MHz	1MHz	10MHz	100MHz	1GHz
*SFBLP5000200ZC	20pF	COG/NP0	500#	750	-	-	-	-	1	11
SFBLP5000440ZC	44pF				-	-	-	-	3	19
SFBLP5000940ZC	94pF				-	-	-	-	6	25
*SFBLP5000201ZC	200pF				-	-	-	-	11	33
SFBLP5000441ZC	440pF				-	-	-	2	18	45
SFBLP5000941ZX	940pF	X7R			-	-	-	5	25	60
*SFBLP5000202ZX	2nF				-	-	-	10	40	70
SFBLP5000442ZX	4.4nF				-	-	1	17	47	>70
*SFBLP5000942ZX	9.4nF				-	-	4	24	60	>70
*SFBLP2000203ZX	20nF				200	500	-	-	9	28
*SFBLP1000443ZX	44nF	100	250	-	0	14	42	>70	>70	
*SFBLP0500943ZX	94nF	50	125	-	2	18	57	>70	>70	

Also rated for operation at 115Vac 400Hz. Self heating will occur - evaluation in situ recommended. * Recommended values. † Also available in COG/NP0.

Ordering Information - SFBLP range

SF	B	L	P	050	0943	Z	X	0
Type	Case style	Thread	Electrical configuration	Voltage (dc)	Capacitance in picofarads (pF)	Tolerance	Dielectric	Nuts & Washers
Syfer Filter	4.75mm Hex Head	M4	P = Pi Filter	050 = 50V 100 = 100V 200 = 200V 500 = 500V	First digit is 0. Second and third digits are significant figures of capacitance code. The fourth digit is number of zeros following Example: 0201 = 200pF 0943 = 94000pF	Z = -20+80%	C = COG/NP0 X = X7R	0 = Without 1 = With

Note: The addition of a 4-digit numerical suffix code can be used to denote changes to the standard part. Options include for example: change of finish / alternative voltage rating / non-standard intermediate capacitance values / test requirements. Please refer specific requests to the factory.

Данный компонент на территории Российской Федерации

Вы можете приобрести в компании MosChip.

Для оперативного оформления запроса Вам необходимо перейти по данной ссылке:

<http://moschip.ru/get-element>

Вы можете разместить у нас заказ для любого Вашего проекта, будь то серийное производство или разработка единичного прибора.

В нашем ассортименте представлены ведущие мировые производители активных и пассивных электронных компонентов.

Нашей специализацией является поставка электронной компонентной базы двойного назначения, продукции таких производителей как XILINX, Intel (ex.ALTERA), Vicor, Microchip, Texas Instruments, Analog Devices, Mini-Circuits, Amphenol, Glenair.

Сотрудничество с глобальными дистрибьюторами электронных компонентов, предоставляет возможность заказывать и получать с международных складов практически любой перечень компонентов в оптимальные для Вас сроки.

На всех этапах разработки и производства наши партнеры могут получить квалифицированную поддержку опытных инженеров.

Система менеджмента качества компании отвечает требованиям в соответствии с ГОСТ Р ИСО 9001, ГОСТ РВ 0015-002 и ЭС РД 009

Офис по работе с юридическими лицами:

105318, г.Москва, ул.Щербаковская д.3, офис 1107, 1118, ДЦ «Щербаковский»

Телефон: +7 495 668-12-70 (многоканальный)

Факс: +7 495 668-12-70 (доб.304)

E-mail: info@moschip.ru

Skype отдела продаж:

moschip.ru

moschip.ru_4

moschip.ru_6

moschip.ru_9