PRODUCT NUMBER
SEE TABLE

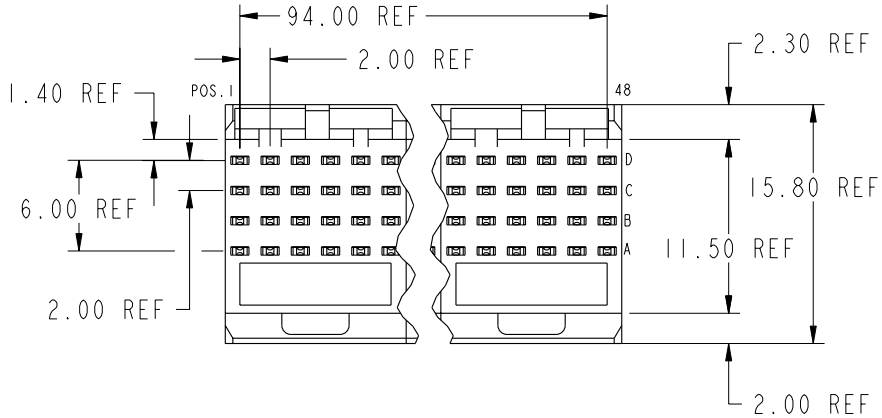

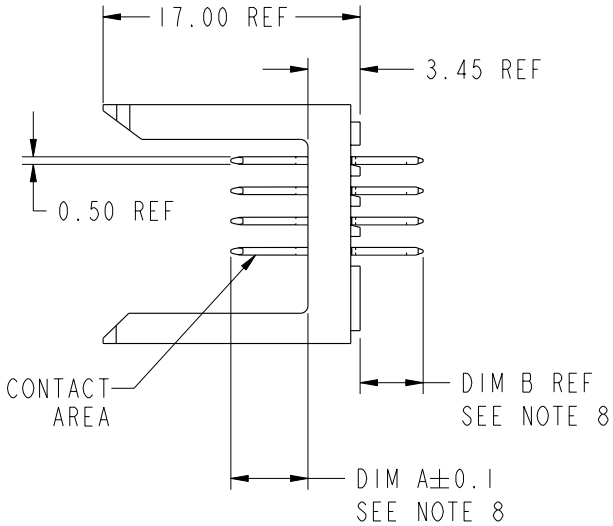

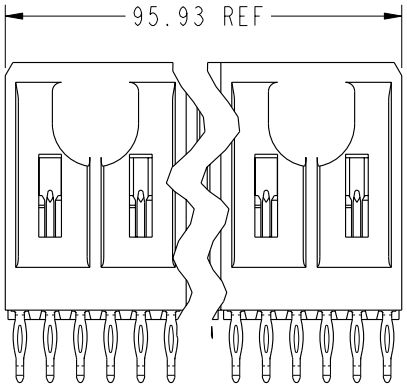

| mat'l code | | | | SEE NOTES | | | |

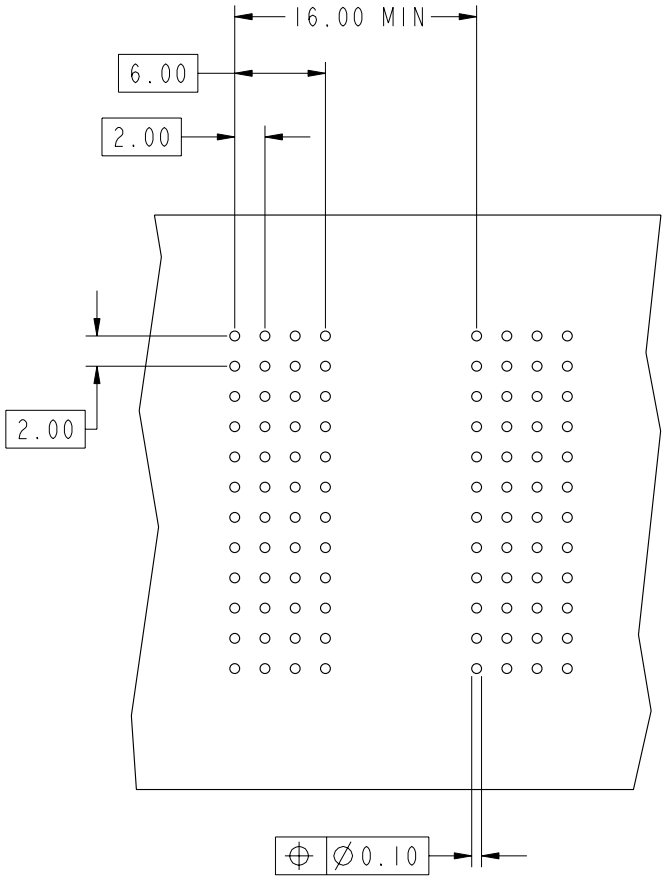

REQUIRED PC BOARD LAYOUT
COMPONENT SIDE

SEE PRINT 58351 FOR ADDITIONAL PCB INFORMATION.

KEY		
CODE	DIMENSIONS	
	DIM "A" MATE	DIM "B" TAIL
1	5.00	4.30
2	5.75	4.30
3	6.50	4.30
4	7.25	4.30
5	5.00	13.60
6	5.75	13.60
7	6.50	13.60
8	7.25	13.60
10	5.75	17.00
11	6.50	17.00
12	7.25	17.00
19	8.00	4.30
20	8.00	13.60

This document is the property of and embodies CONFIDENTIAL and PROPRIETARY information of FCI. No part of the information shown on this document may be used in any way or disclosed to others without the written consent of FCI. Copyright FCI.

mat'l code				- -	tolerances unless otherwise specified			CUSTOMER COPY	FCI www.fciconnect.com
ltr	ecn no.	dr	date		linear	0.X ±0.3		projection	title METRAL SIGNAL HEADER 8 MOD, 4 ROW PRESS-FIT
AE						0.XX ±0.13			
						.XXX ±.051			
					angles	0° ±2°			
					dr	T.BRUNGARD	11/19/99	MM	product family METRAL / code 213
					engr	M.STRAWSER	11/19/99		size A / dwg no 85666
					chr	M.STRAWSER	11/19/99	scale 1:1	sheet 2
					appd	M.STRAWSER	02/29/00		
sheet index	revision sheet								

Pro/E

cage code 22526

REV E - 2006-04-18

PDM: Rev:AE STATUS: Released Printed: May 16, 2009

PRODUCT NUMBER	DESCRIPTION	PLATING IN PRESS FIT TAIL AREA	PERFORMANCE LEVEL OF PLATING IN CONTACT AREA
85666-AYY	STANDARD	Au FLASH	TELCORDIA CO
85666-N1YY	STANDARD	TIN LEAD	TELCORDIA CO (NXT)
85666-N5YY	STANDARD	TIN LEAD	TECORDIA UE (NXT)
85666-1YY	STANDARD	TIN LEAD	TELCORDIA CO
85666-2YY	STANDARD	TIN LEAD	TELECOM CLASS
85666-3YY	STANDARD	TIN LEAD	IEC CLASS 1
85666-5YY	STANDARD	TIN LEAD	TELCORDIA UE
85666-9YY	STANDARD	TIN LEAD	TELCORDIA CO
85666-AYYLF	LEAD FREE	Au FLASH	TELCORDIA CO, SEE NOTES 10 AND 11
85666-N1YYLF	LEAD FREE	TIN	TELCORDIA CO (NXT), IEC CLASS 1, SEE NOTES 10 AND 11
85666-N5YYLF	LEAD FREE	TIN	TECORDIA UE (NXT) SEE NOTES 10 AND 11
85666-1YYLF	LEAD FREE	TIN	TELCORDIA CO, IEC CLASS 1, SEE NOTES 10 AND 11
85666-2YYLF	LEAD FREE	TIN	TELECOM CLASS, SEE NOTES 10 AND 11
85666-5YYLF	LEAD FREE	TIN	TELCORDIA UE, SEE NOTES 10 AND 11

NOTES:
1. FOR DIM A AND B SEE SHEET 2 AND UP.
2. BODY MATERIAL: LIQUID CRYSTAL
   POLYMER 30 % GLASS.
   FLAME RETARDANT ACC. UL 94-V0.
3. PIN MATERIAL:
   PHOSPHOR BRONZE.
4. PLATING ON: PRESS-FIT TAIL AREA SEE PRODUCT NUMBER TABLE. PLATING ON CONTACT AREA CONFORMS TO PERFORMANCE LEVEL SHOWN IN TABLE ON SHEET3.
5. PRODUCT MARKING:
   PART NUMBER DESIGNATION & BATCH I.D.
6. ALL PRODUCTS WITH PART NUMBERS SHOWN IN SUBSEQUENT TABLES WILL BE PACKAGED IN TUBES. IF TRAY PACKAGING IS REQUIRED, A SUFFIX "P" WILL BE ADDED TO THE END OF THE PART NUMBER. EXAMPLE: XXXXX-XXXP OR XXXXX-XXXPLF
7. PRODUCT SPECIFICATION:
   GS-12-180
   APPLICATION SPECIFICATION:
   BUS-20-073
8. AFTER INSERTION INTO CIRCUIT BOARD WITH QUALIFIED TOOL.
9. -A PLATING HAS Au FLASH IN PRESS FIT AREA (LEAD FREE).
10. THE PRODUCTS WHERE THE PART NUMBERS ENDS IN LF MEET THE EUROPEAN UNION DIRECTIVE AND OTHER COUNTRY REGULATIONS AS DESCRIBED IN GS-12-008.
11. ALL PRODUCTS EXCEPT THOSE WITH PART NUMBERS CONTAINING 85666-N1--- OR 85666-N5--- WILL WITHSTAND EXPOSURE TO 260 DEGREES C FOR 60 SECONDS IN A CONVECTION, INFRA-RED OR VAPOR PHASE REFLOW OVEN. PART NUMBERS 85666-N1--- AND 85666-N5--- WILL NOT WITHSTAND REFLOW AND THE Au CONTACT SURFACE OF THE CONTACTS SHALL BE EXPOSED TO A MAXIMUM 140 DEGREES C FOR NO LONGER THAN 15 SECONDS IN A WAVE SOLDER APPLICATION.

This document is the property of and embodies CONFIDENTIAL and PROPRIETARY information of FCI. No part of the information shown on this document may be used in any way or disclosed to others without the written consent of FCI. Copyright FCI.

mat'l code	--

ltr	ecn no.	dr	date
AE			

tolerances unless otherwise specified		
linear	0.X ±0.3	
	0.XX ±0.13	
	.XXX ±.051	
angles	0° ±2°	
dr	T.BRUNGARD	11/19/99
engr	M.STRAWSER	11/19/99
chr	M.STRAWSER	11/19/99
appd	M.STRAWSER	02/29/00

CUSTOMER COPY

projection

MM

scale 1:1

FCI www.fciconnect.com

title METRAL SIGNAL HEADER 8 MOD, 4 ROW PRESS-FIT

product family METRAL

code 213

size A

dwg no 85666

sheet 3

sheet index | revision sheet

cage code 22526

Pro/E

REV E - 2006-04-18

PDM: Rev:AE STATUS: Released Printed: May 16, 2009

METRAL P/N	ROW	CONTACT CODE MOD. 1						MOD. 2						MOD. 3						MOD. 4						MOD. 5						MOD. 6						MOD. 7						MOD. 8					
		1	2	3	4	5	6	7	8	9	10	11	12	13	14	15	16	17	18	19	20	21	22	23	24	25	26	27	28	29	30	31	32	33	34	35	36	37	38	39	40	41	42	43	44	45	46	47	48
85666-X01 AND 85666-X01LF	D	6	6	6	6	6	6	6	6	6	6	6	6	2	2	2	2	2	2	2	2	2	2	2	2	2	2	2	1	1	1	1	1	1	1	1	1	1	1	1	1	1	1	2	4	3	3	2	2
	C	6	6	6	6	6	6	6	6	6	6	6	6	2	2	2	2	2	2	2	2	2	2	2	2	2	2	2	1	1	1	1	1	1	1	1	1	1	1	1	1	1	1	2	4	3	3	2	2
	B	6	6	6	6	6	6	6	6	6	6	6	6	2	2	2	2	2	2	2	2	2	2	2	2	2	2	2	1	1	1	1	1	1	1	1	1	1	1	1	1	1	1	2	4	3	3	2	2
	A	6	6	6	6	6	6	6	6	6	6	6	6	2	2	2	2	2	2	2	2	2	2	2	2	2	2	2	1	1	1	1	1	1	1	1	1	1	1	1	1	1	1	2	4	3	3	2	2

METRAL P/N	ROW	CONTACT CODE MOD. 1						MOD. 2						MOD. 3						MOD. 4						MOD. 5						MOD. 6						MOD. 7						MOD. 8					
		1	2	3	4	5	6	7	8	9	10	11	12	13	14	15	16	17	18	19	20	21	22	23	24	25	26	27	28	29	30	31	32	33	34	35	36	37	38	39	40	41	42	43	44	45	46	47	48
85666-X02 AND 85666-X02LF	D	6	6	6	6	6	6	6	6	6	6	6	6	2	2	2	2	2	2	2	2	2	2	2	2	2	2	2	2	2	2	2	2	2	2	2	2	2	2	2	2	2	2	2	2	4	2	2	2
	C	6	6	6	6	6	6	6	6	6	6	6	6	2	2	2	2	2	2	2	2	2	2	2	2	2	2	2	2	2	2	2	2	2	2	2	2	2	2	2	2	2	2	2	2	4	2	2	2
	B	6	6	6	6	6	6	6	6	6	6	6	6	2	2	2	2	2	2	2	2	2	2	2	2	1	4	2	2	1	4	2	2	2	2	2	2	2	2	2	2	2	2	2	2	4	2	2	2
	A	6	6	6	6	6	6	6	6	6	6	6	6	2	2	2	2	2	2	2	2	2	2	2	2	2	2	2	2	2	2	2	2	2	2	2	2	2	2	2	2	2	2	2	2	4	2	2	2

METRAL P/N	ROW	CONTACT CODE MOD. 1						MOD. 2						MOD. 3						MOD. 4						MOD. 5						MOD. 6						MOD. 7						MOD. 8					
		1	2	3	4	5	6	7	8	9	10	11	12	13	14	15	16	17	18	19	20	21	22	23	24	25	26	27	28	29	30	31	32	33	34	35	36	37	38	39	40	41	42	43	44	45	46	47	48
85666-X03 AND 85666-X03LF	D	6	6	6	6	6	6	6	6	6	6	6	6	2	6	6	6	6	6	6	6	6	6	6	6	6	2	6	6	6	6	6	6	6	6	6	6	6	6	1	2	2	2	2	4	3	3	2	2
	C	6	6	6	6	6	6	6	6	6	6	6	6	2	6	6	6	6	6	6	6	6	6	6	6	6	2	6	6	6	6	6	6	6	6	6	6	6	6	1	2	2	2	2	4	3	3	2	2
	B	6	6	6	6	6	6	6	6	6	6	6	6	2	6	6	6	6	6	6	6	6	6	6	6	6	2	6	6	6	6	6	6	6	6	6	6	6	6	1	2	2	2	2	4	3	3	2	2
	A	6	6	6	6	6	6	6	6	6	6	6	6	2	6	6	6	6	6	6	6	6	6	6	6	6	2	6	6	6	6	6	6	6	6	6	6	6	6	1	2	2	2	2	4	3	3	2	2

METRAL P/N	ROW	CONTACT CODE MOD. 1						MOD. 2						MOD. 3						MOD. 4						MOD. 5						MOD. 6						MOD. 7						MOD. 8					
		1	2	3	4	5	6	7	8	9	10	11	12	13	14	15	16	17	18	19	20	21	22	23	24	25	26	27	28	29	30	31	32	33	34	35	36	37	38	39	40	41	42	43	44	45	46	47	48
85666-X04 AND 85666-X04LF	D	6	6	6	6	6	6	6	6	6	6	6	6	2	6	6	6	6	6	6	6	6	6	6	6	6	2	2	2	2	2	2	2	2	2	2	2	2	2	2	2	2	2	2	2	4	2	2	2
	C	6	6	6	6	6	6	6	6	6	6	6	6	2	6	6	6	6	6	6	6	6	6	6	6	6	2	2	2	2	2	2	2	2	2	2	2	2	2	2	2	2	2	2	2	4	2	2	2
	B	6	6	6	6	6	6	6	6	6	6	6	6	2	6	6	6	6	6	6	6	6	6	6	6	6	2	2	2	2	2	2	2	2	2	2	2	2	2	2	2	2	2	2	2	4	2	2	2
	A	6	6	6	6	6	6	6	6	6	6	6	6	1	5	5	5	5	5	6	6	6	6	6	6	6	2	2	2	2	2	2	2	2	2	2	2	2	2	2	2	2	2	2	2	4	2	2	2

METRAL P/N	ROW	CONTACT CODE MOD. 1						MOD. 2						MOD. 3						MOD. 4						MOD. 5						MOD. 6						MOD. 7						MOD. 8					
		1	2	3	4	5	6	7	8	9	10	11	12	13	14	15	16	17	18	19	20	21	22	23	24	25	26	27	28	29	30	31	32	33	34	35	36	37	38	39	40	41	42	43	44	45	46	47	48
85666-X05 AND 85666-X05LF	D	2	2	2	2	2	2	2	2	2	2	2	2	2	2	2	2	2	2	2	2	2	2	2	2	2	2	2	2	2	2	2	2	2	2	2	2	2	2	2	2	2	2	2	4	3	3	2	2
	C	2	2	2	2	2	2	2	2	2	2	2	2	2	2	2	2	2	2	2	2	2	2	2	2	2	2	2	2	2	2	2	2	2	2	2	2	2	2	2	2	2	2	2	4	3	3	2	2
	B	2	2	2	2	2	2	2	2	2	2	2	2	2	2	2	2	2	2	2	2	2	2	2	2	2	2	2	2	2	2	2	2	2	2	2	2	2	2	2	2	2	2	2	4	3	3	2	2
	A	2	2	2	2	2	2	2	2	2	2	2	2	2	2	2	2	2	2	2	2	2	2	2	2	2	2	2	2	2	2	2	2	2	2	2	2	2	2	2	2	2	2	2	4	3	3	2	2

mat'l code				- -	tolerances unless otherwise specified			CUSTOMER COPY	FCI www.fciconnect.com
ltr	ecn no.	dr	date		linear	0.X ±0.3			
AE						0.XX ±0.13		projection	title METRAL SIGNAL HEADER 8 MOD, 4 ROW PRESS-FIT
						.XXX ±.051			
					angles	0° ±2°			
					dr	T.BRUNGARD	11/19/99	MM	product family METRAL / code 213
					engr	M.STRAWSER	11/19/99		size A / dwg no 85666
					chr	M.STRAWSER	11/19/99	scale 1:1	sheet 4
					appd	M.STRAWSER	02/29/00		
sheet index	revision sheet								

cage code 22526

Pro/E

This document is the property of and embodies CONFIDENTIAL and PROPRIETARY information of FCI. No part of the information shown on this document may be used in any way or disclosed to others without the written consent of FCI. Copyright FCI.

REV E - 2006-04-18

METRAL P/N		CONTACT CODE MOD. 1						MOD. 2						MOD. 3						MOD. 4						MOD. 5						MOD. 6						MOD. 7						MOD. 8					
	ROW	1	2	3	4	5	6	7	8	9	10	11	12	13	14	15	16	17	18	19	20	21	22	23	24	25	26	27	28	29	30	31	32	33	34	35	36	37	38	39	40	41	42	43	44	45	46	47	48
85666-X06 AND 85666-X06LF	D	2	2	2	2	2	2	2	2	2	2	2	2	2	2	2	2	2	2	2	2	2	2	2	2	2	2	2	2	2	2	2	2	2	2	2	2	2	2	2	2	2	2	2	2	4	2	2	2
	C	2	2	2	2	2	2	2	2	2	2	2	2	2	2	2	2	2	2	2	2	2	2	2	2	2	2	2	2	2	2	2	2	2	2	2	2	2	2	2	2	2	2	2	2	4	2	2	2
	B	2	2	2	2	2	2	2	2	2	2	2	2	2	2	2	2	2	2	2	2	2	2	2	2	2	2	2	2	2	2	2	2	2	2	2	2	2	2	2	2	2	2	2	2	4	2	2	2
	A	2	2	2	2	2	2	2	2	2	2	2	2	2	2	2	2	2	2	2	2	2	2	2	2	2	2	2	2	2	2	2	2	2	2	2	2	2	2	2	2	2	2	2	2	4	2	2	2

METRAL P/N		CONTACT CODE MOD. 1						MOD. 2						MOD. 3						MOD. 4						MOD. 5						MOD. 6						MOD. 7						MOD. 8					
	ROW	1	2	3	4	5	6	7	8	9	10	11	12	13	14	15	16	17	18	19	20	21	22	23	24	25	26	27	28	29	30	31	32	33	34	35	36	37	38	39	40	41	42	43	44	45	46	47	48
85666-X07 AND 85666-X07LF	D	8	7	7	7	7	7	7	7	7	7	7	7	7	7	7	7	7	7	3	3	3	3	3	3	3	3	3	3	3	3	2	2	2	2	2	2	2	2	2	2	3	2	2	2	4	3	3	4
	C	8	7	7	7	7	7	7	7	7	7	7	7	7	7	7	7	7	7	3	3	3	3	3	3	3	3	3	3	3	3	2	2	2	2	2	2	2	2	2	2	3	2	2	2	4	3	3	4
	B	8	7	7	7	7	7	7	7	7	7	7	7	7	7	7	7	7	7	3	3	3	3	3	3	3	4	3	3	3	3	2	2	2	2	2	2	2	2	2	2	3	3	2	2	4	3	3	4
	A	8	7	7	7	7	7	7	7	7	7	7	7	7	7	7	7	7	7	3	3	3	3	3	3	3	4	3	3	3	3	2	2	2	2	2	2	2	2	2	2	3	2	2	2	4	3	3	4

METRAL P/N		CONTACT CODE MOD. 1						MOD. 2						MOD. 3						MOD. 4						MOD. 5						MOD. 6						MOD. 7						MOD. 8					
	ROW	1	2	3	4	5	6	7	8	9	10	11	12	13	14	15	16	17	18	19	20	21	22	23	24	25	26	27	28	29	30	31	32	33	34	35	36	37	38	39	40	41	42	43	44	45	46	47	48
85666-X08 AND 85666-X08LF	D	3	3	3	3	3	3	3	3	3	3	3	3	3	3	3	3	3	3	3	3	3	3	3	3	3	3	3	3	3	3	3	3	3	3	3	3	3	3	3	3	3	3	3	3	3	3	3	3
	C	3	3	3	3	3	3	3	3	3	3	3	3	3	3	3	3	3	3	3	3	3	3	3	3	3	3	3	3	3	3	3	3	3	3	3	3	3	3	3	3	3	3	3	3	3	3	3	3
	B	3	3	1	3	3	3	3	3	3	3	3	3	3	3	3	3	3	3	3	3	3	3	3	3	3	3	3	3	3	3	3	3	3	3	3	3	3	3	3	3	3	3	3	3	3	3	3	3
	A	3	3	3	3	3	3	3	3	3	3	3	3	3	3	3	3	3	3	3	3	3	3	3	3	3	3	3	3	3	3	3	3	3	3	3	3	3	3	3	3	3	3	3	3	3	3	3	3

METRAL P/N		CONTACT CODE MOD. 1						MOD. 2						MOD. 3						MOD. 4						MOD. 5						MOD. 6						MOD. 7						MOD. 8					
	ROW	1	2	3	4	5	6	7	8	9	10	11	12	13	14	15	16	17	18	19	20	21	22	23	24	25	26	27	28	29	30	31	32	33	34	35	36	37	38	39	40	41	42	43	44	45	46	47	48
85666-X09 AND 85666-X09LF	D	7	7	7	7	7	7	7	7	7	7	7	7	7	7	7	7	7	7	7	7	7	7	7	7	7	7	7	7	7	7	7	7	7	7	7	7	7	7	7	7	7	7	7	7	8	8	7
	C	7	7	7	7	7	7	7	7	7	7	7	7	7	7	7	7	7	7	7	7	7	7	7	7	7	7	7	7	7	7	7	7	7	7	7	7	7	7	7	7	7	7	7	7	8	8	7
	B	7	7	7	7	7	7	7	7	7	7	7	7	7	7	7	7	7	7	7	7	7	7	7	7	7	7	7	7	7	7	7	7	7	7	7	7	7	7	7	7	7	7	7	7	8	8	7
	A	7	7	7	7	7	7	7	7	7	7	7	7	7	7	7	7	7	7	7	7	7	7	7	7	7	7	7	7	7	7	7	7	7	7	7	7	7	7	7	7	7	7	7	7	8	8	7

METRAL P/N		CONTACT CODE MOD. 1						MOD. 2						MOD. 3						MOD. 4						MOD. 5						MOD. 6						MOD. 7						MOD. 8					
	ROW	1	2	3	4	5	6	7	8	9	10	11	12	13	14	15	16	17	18	19	20	21	22	23	24	25	26	27	28	29	30	31	32	33	34	35	36	37	38	39	40	41	42	43	44	45	46	47	48
85666-X10 AND 85666-X10LF	D	3	3	3	3	3	3	3	3	3	3	3	3	3	3	3	3	3	3	3	3	3	3	3	3	3	3	3	3	3	3	3	3	3	3	3	3	3	3	3	3	3	3	3	3	3	3	3	3
	C	3	3	3	3	3	3	3	3	3	3	3	3	3	3	3	3	3	3	3	3	3	3	3	3	3	3	3	3	3	3	3	3	3	3	3	3	3	3	3	3	3	3	3	3	3	3	3	3
	B	3	3	3	3	3	3	3	3	3	3	3	3	3	3	3	3	3	3	3	3	3	3	3	3	3	3	3	3	3	3	3	3	3	3	3	3	3	3	3	3	3	3	3	3	3	3	3	1
	A	3	3	3	3	3	3	3	3	3	3	3	3	3	3	3	3	3	3	3	3	3	3	3	3	3	3	3	3	3	3	3	3	3	3	3	3	3	3	3	3	3	3	3	3	3	3	3	3

This document is the property of and embodies CONFIDENTIAL and PROPRIETARY information of FCI. No part of the information shown on this document may be used in any way or disclosed to others without the written consent of FCI. Copyright FCI.

mat'l code				- -	tolerances unless otherwise specified			CUSTOMER COPY	FCI www.fciconnect.com
ltr	ecn no.	dr	date		linear	0.X ±0.3		projection	title METRAL SIGNAL HEADER 8 MOD, 4 ROW PRESS-FIT
AE						0.XX ±0.13			
						.XXX ±.051			
					angles	0° ±2°			
					dr	T.BRUNGARD	11/19/99	MM	product family METRAL / code 213
					engr	M.STRAWSER	11/19/99		size A / dwg no 85666
					chr	M.STRAWSER	11/19/99	scale 1:1	sheet 5
					appd	M.STRAWSER	02/29/00		
sheet index	revision sheet								

Pro/E

cage code 22526

REV E - 2006-04-18

PDM: Rev:AE STATUS: Released Printed: May 16, 2009

METRAL P/N		CONTACT CODE MOD. 1						MOD. 2						MOD. 3						MOD. 4						MOD. 5						MOD. 6						MOD. 7						MOD. 8					
	ROW	1	2	3	4	5	6	7	8	9	10	11	12	13	14	15	16	17	18	19	20	21	22	23	24	25	26	27	28	29	30	31	32	33	34	35	36	37	38	39	40	41	42	43	44	45	46	47	48
85666-X11 AND 85666-X11LF	D	1	1	1	1	1	1	1	1	1	1	1	1	1	1	1	1	1	1	1	1	1	1	1	1	1	1	1	1	1	1	1	1	1	1	1	1	1	1	1	1	1	1	1	1	1	3	3	1
	C	1	1	1	1	1	1	1	1	1	1	1	1	1	1	1	1	1	1	1	1	1	1	1	1	1	1	1	1	1	1	1	1	1	1	1	1	1	1	1	1	1	1	1	1	1	3	3	1
	B	1	1	1	1	1	1	1	1	1	1	1	1	1	1	1	1	1	1	1	1	1	1	1	1	1	1	1	1	1	1	1	1	1	1	1	1	1	1	1	1	1	1	1	1	1	3	3	1
	A	1	1	1	1	1	1	1	1	1	1	1	1	1	1	1	1	1	1	1	1	1	1	1	1	1	1	1	1	1	1	1	1	1	1	1	1	1	1	1	1	1	1	1	1	1	3	3	1

METRAL P/N		CONTACT CODE MOD. 1						MOD. 2						MOD. 3						MOD. 4						MOD. 5						MOD. 6						MOD. 7						MOD. 8					
	ROW	1	2	3	4	5	6	7	8	9	10	11	12	13	14	15	16	17	18	19	20	21	22	23	24	25	26	27	28	29	30	31	32	33	34	35	36	37	38	39	40	41	42	43	44	45	46	47	48
85666-X12 AND 85666-X12LF	D	2	2	2	2	2	2	2	2	2	2	2	2	2	2	2	2	2	2	2	2	2	2	2	2	2	2	2	2	2	2	2	2	2	2	2	2	2	2	2	2	2	2	2	2	2	2	2	2
	C	2	2	2	2	2	2	2	2	2	2	2	2	2	2	2	2	2	2	2	2	2	2	2	2	2	2	2	2	2	2	2	2	2	2	2	2	2	2	2	2	2	2	2	2	2	2	2	2
	B	2	2	2	2	2	2	2	2	2	2	2	2	2	2	2	2	2	2	2	2	2	2	2	2	2	2	2	2	2	2	2	2	2	2	2	2	2	2	2	2	2	2	2	2	2	2	1	2
	A	2	2	2	2	2	2	2	2	2	2	2	2	2	2	2	2	2	2	2	2	2	2	2	2	2	2	2	2	2	2	2	2	2	2	2	2	2	2	2	2	2	2	2	2	2	2	2	2

METRAL P/N		CONTACT CODE MOD. 1						MOD. 2						MOD. 3						MOD. 4						MOD. 5						MOD. 6						MOD. 7						MOD. 8					
	ROW	1	2	3	4	5	6	7	8	9	10	11	12	13	14	15	16	17	18	19	20	21	22	23	24	25	26	27	28	29	30	31	32	33	34	35	36	37	38	39	40	41	42	43	44	45	46	47	48
85666-X13 AND 85666-X13LF	D	5	5	5	5	5	5	5	5	5	5	5	5	1	1	1	1	1	1	5	5	5	5	5	5	1	1	1	1	1	1	1	1	1	1	1	1	1	1	1	1	1	1	1	1	1	1	1	1
	C	5	5	5	5	5	5	5	5	5	5	5	5	1	1	1	1	1	1	5	5	5	5	5	5	1	1	1	1	1	1	1	1	1	1	1	1	1	1	1	1	1	1	1	1	1	1	1	1
	B	5	5	5	5	5	5	5	5	5	5	5	5	1	1	1	1	1	1	5	5	5	5	5	5	1	1	1	1	1	1	1	1	1	1	1	1	1	1	1	1	1	1	1	1	1	1	1	1
	A	5	5	5	5	5	5	5	5	5	5	5	5	1	1	1	1	1	1	5	5	5	5	5	5	1	1	1	1	1	1	1	1	1	1	1	1	1	1	1	1	1	1	1	1	1	1	1	1

METRAL P/N		CONTACT CODE MOD. 1						MOD. 2						MOD. 3						MOD. 4						MOD. 5						MOD. 6						MOD. 7						MOD. 8					
	ROW	1	2	3	4	5	6	7	8	9	10	11	12	13	14	15	16	17	18	19	20	21	22	23	24	25	26	27	28	29	30	31	32	33	34	35	36	37	38	39	40	41	42	43	44	45	46	47	48
85666-X14 AND 85666-X14LF	D	2	2	2	2	2	2	2	2	2	2	2	2	2	2	2	2	2	2	2	2	2	2	2	2	2	2	2	2	2	2	2	2	2	2	2	2	2	2	2	2	2	2	2	2	2	2	2	2
	C	2	2	2	2	2	2	2	2	2	2	2	2	2	2	2	2	2	2	2	2	2	2	2	2	2	2	2	2	2	2	2	2	2	2	2	2	2	2	2	2	2	2	2	2	2	2	2	1
	B	2	2	2	2	2	2	2	2	2	2	2	2	2	2	2	2	2	2	2	2	2	2	2	2	2	2	2	2	2	2	2	2	2	2	2	2	2	2	2	2	2	2	2	2	2	2	2	2
	A	2	2	2	2	2	2	2	2	2	2	2	2	2	2	2	2	2	2	2	2	2	2	2	2	2	2	2	2	2	2	2	2	2	2	2	2	2	2	2	2	2	2	2	2	2	2	2	2

METRAL P/N		CONTACT CODE MOD. 1						MOD. 2						MOD. 3						MOD. 4						MOD. 5						MOD. 6						MOD. 7						MOD. 8					
	ROW	1	2	3	4	5	6	7	8	9	10	11	12	13	14	15	16	17	18	19	20	21	22	23	24	25	26	27	28	29	30	31	32	33	34	35	36	37	38	39	40	41	42	43	44	45	46	47	48
85666-X15 AND 85666-X15LF	D	2	2	2	2	2	2	3	3	2	2	2	2	2	2	2	2	2	2	2	2	2	2	2	2	2	2	2	2	2	2	2	2	2	2	2	2	2	2	2	2	2	2	2	2	2	2	2	2
	C	2	2	2	2	2	2	3	3	2	2	2	2	2	2	2	2	2	2	2	2	2	2	2	2	2	2	2	2	2	2	2	2	2	2	2	2	2	2	2	2	2	2	2	2	2	2	2	2
	B	2	2	2	2	2	2	3	3	2	2	2	2	2	2	2	2	2	2	2	2	2	2	2	2	2	2	2	2	2	2	2	2	2	2	2	2	2	2	2	2	2	2	2	2	2	2	2	2
	A	2	2	2	2	2	2	3	3	2	2	2	2	2	2	2	2	2	2	2	2	2	2	2	2	2	2	2	2	2	2	2	2	2	2	2	2	2	2	2	2	2	2	2	2	2	2	2	2

This document is the property of and embodies CONFIDENTIAL and PROPRIETARY information of FCI. No part of the information shown on this document may be used in any way or disclosed to others without the written consent of FCI. Copyright FCI.

mat'l code				- -	tolerances unless otherwise specified			CUSTOMER COPY	FCI www.fciconnect.com
ltr	ecn no.	dr	date		linear	0.X ±0.3			
AE						0.XX ±0.13		projection	title METRAL SIGNAL HEADER 8 MOD, 4 ROW PRESS-FIT
						.XXX ±.051			
					angles	0° ±2°			
					dr	T.BRUNGARD	11/19/99	MM	product family METRAL / code 213
					engr	M.STRAWSER	11/19/99		size A / dwg no 85666
					chr	M.STRAWSER	11/19/99	scale 1:1	sheet 6
					appd	M.STRAWSER	02/29/00		
sheet index	revision sheet								

cage code 22526

Pro/E

REV E - 2006-04-18

PDM: Rev:AE STATUS: Released Printed: May 16, 2009

METRAL P/N	ROW	CONTACT CODE MOD. 1						MOD. 2						MOD. 3						MOD. 4						MOD. 5						MOD. 6						MOD. 7						MOD. 8					
		1	2	3	4	5	6	7	8	9	10	11	12	13	14	15	16	17	18	19	20	21	22	23	24	25	26	27	28	29	30	31	32	33	34	35	36	37	38	39	40	41	42	43	44	45	46	47	48
85666-X16 AND 85666-X16LF	D	2	2	2	2	2	3	3	3	3	2	2	2	2	2	2	2	2	2	2	2	2	2	2	2	2	2	2	2	2	2	2	2	2	2	2	2	2	2	2	2	2	2	2	2	2	2	2	2
	C	2	2	2	2	2	3	3	3	3	2	2	2	2	2	2	2	2	2	2	2	2	2	2	2	2	2	2	2	2	2	2	2	2	2	2	2	2	2	2	2	2	2	2	2	2	2	2	2
	B	2	2	2	2	2	3	3	3	3	2	2	2	2	2	2	2	2	2	2	2	2	2	2	2	2	2	2	2	2	2	2	2	2	2	2	2	2	2	2	2	2	2	2	2	2	2	2	2
	A	2	2	2	2	2	3	3	3	3	2	2	2	2	2	2	2	2	2	2	2	2	2	2	2	2	2	2	2	2	2	2	2	2	2	2	2	2	2	2	2	2	2	2	2	2	2	2	2

METRAL P/N	ROW	CONTACT CODE MOD. 1						MOD. 2						MOD. 3						MOD. 4						MOD. 5						MOD. 6						MOD. 7						MOD. 8					
		1	2	3	4	5	6	7	8	9	10	11	12	13	14	15	16	17	18	19	20	21	22	23	24	25	26	27	28	29	30	31	32	33	34	35	36	37	38	39	40	41	42	43	44	45	46	47	48
85666-X17 AND 85666-X17LF	D	2	2	2	2	2	2	2	2	2	2	2	2	2	2	2	2	2	2	2	2	2	2	2	2	2	2	2	2	2	2	2	2	2	2	2	2	2	2	2	2	2	2	2	2	2	2	2	2
	C	2	2	2	2	2	2	2	2	2	3	2	2	2	2	2	2	2	2	2	2	2	2	2	2	2	2	2	2	2	2	2	2	2	2	2	2	2	2	2	2	2	2	2	2	2	2	2	2
	B	2	2	2	2	2	2	2	2	2	3	2	2	2	2	2	2	2	2	2	2	3	2	2	2	2	2	2	2	2	2	2	2	2	2	2	2	2	2	2	2	2	2	2	2	2	2	2	2
	A	2	2	2	2	2	2	2	2	2	3	2	2	2	2	2	2	2	2	2	2	2	2	2	2	2	2	2	2	2	2	2	2	2	2	2	2	2	2	2	2	2	2	2	2	2	2	2	2

METRAL P/N	ROW	CONTACT CODE MOD. 1						MOD. 2						MOD. 3						MOD. 4						MOD. 5						MOD. 6						MOD. 7						MOD. 8					
		1	2	3	4	5	6	7	8	9	10	11	12	13	14	15	16	17	18	19	20	21	22	23	24	25	26	27	28	29	30	31	32	33	34	35	36	37	38	39	40	41	42	43	44	45	46	47	48
85666-X18 AND 85666-X18LF	D	7	7	7	7	7	7	7	7	7	7	7	7	7	7	7	7	7	7	7	7	7	7	7	7	1	7	7	7	7	7	7	7	7	7	7	7	7	7	7	7	7	7	7	7	7	7	8	8
	C	7	7	7	7	7	7	7	7	7	7	7	7	7	7	7	7	7	7	7	7	7	7	7	7	7	7	7	7	7	7	7	7	7	7	7	7	7	7	7	7	7	7	7	7	7	7	8	8
	B	7	7	7	7	7	7	7	7	7	7	7	7	7	7	7	7	7	7	7	7	7	7	7	7	7	7	7	7	7	7	7	7	7	7	7	7	7	7	7	7	7	7	7	7	7	7	8	8
	A	7	7	7	7	7	7	7	7	7	7	7	7	7	7	7	7	7	7	7	7	7	7	7	7	7	7	7	7	7	7	7	7	7	7	7	7	7	7	7	7	7	7	7	7	7	7	8	8

METRAL P/N	ROW	CONTACT CODE MOD. 1						MOD. 2						MOD. 3						MOD. 4						MOD. 5						MOD. 6						MOD. 7						MOD. 8					
		1	2	3	4	5	6	7	8	9	10	11	12	13	14	15	16	17	18	19	20	21	22	23	24	25	26	27	28	29	30	31	32	33	34	35	36	37	38	39	40	41	42	43	44	45	46	47	48
85666-X19 AND 85666-X19LF	D	5	5	5	5	5	5	5	5	5	5	5	5	5	5	5	5	5	5	5	5	5	5	5	5	5	5	5	5	5	5	5	5	5	5	5	5	5	5	5	5	5	5	5	5	5	5	5	5
	C	5	5	5	5	5	5	5	5	5	5	5	5	5	5	5	5	5	5	5	5	5	5	5	5	5	5	5	5	5	5	5	5	5	5	5	5	5	5	5	5	5	5	8	8	8	8	8	8
	B	5	5	5	5	5	5	5	5	5	5	5	5	5	5	5	5	5	5	5	5	5	5	5	5	5	5	5	5	5	5	5	5	5	5	5	5	5	5	5	5	5	5	5	5	5	5	5	5
	A	5	5	5	5	5	5	5	5	5	5	5	5	5	5	5	5	5	5	5	5	5	5	5	5	5	5	5	5	5	5	5	5	5	5	5	5	5	5	5	5	5	5	5	5	5	5	5	5

METRAL P/N	ROW	CONTACT CODE MOD. 1						MOD. 2						MOD. 3						MOD. 4						MOD. 5						MOD. 6						MOD. 7						MOD. 8					
		1	2	3	4	5	6	7	8	9	10	11	12	13	14	15	16	17	18	19	20	21	22	23	24	25	26	27	28	29	30	31	32	33	34	35	36	37	38	39	40	41	42	43	44	45	46	47	48
85666-X20 AND 85666-X20LF	D	6	6	6	6	6	6	6	6	6	6	6	6	2	6	6	6	6	6	6	6	6	6	6	6	6	2	2	2	2	2	2	2	1	1	1	1	1	2	2	2	2	2	2	2	4	2	2	4
	C	6	6	6	6	6	6	6	6	6	6	6	6	2	6	6	6	6	6	6	6	6	6	6	6	6	2	2	2	2	2	2	2	1	1	1	1	1	2	2	2	2	2	2	2	4	2	2	4
	B	6	6	6	6	6	6	6	6	6	6	6	6	2	6	6	6	6	6	6	6	6	6	6	6	6	2	2	2	2	2	2	2	1	1	1	1	1	2	2	2	2	2	2	2	4	2	2	4
	A	6	6	6	6	6	6	6	6	6	6	6	6	2	6	6	6	6	6	6	6	6	6	6	6	6	2	2	2	2	2	2	2	1	1	1	1	1	2	2	2	2	2	2	2	4	2	2	4

mat'l code				- -	tolerances unless otherwise specified			CUSTOMER COPY	FCI www.fciconnect.com
ltr	ecn no.	dr	date		linear	0.X ±0.3			
AE						0.XX ±0.13		projection	title METRAL SIGNAL HEADER 8 MOD, 4 ROW PRESS-FIT
						.XXX ±.051			
					angles	0° ±2°			
					dr	T.BRUNGARD	11/19/99	MM	product family METRAL / code 213
					engr	M.STRAWSER	11/19/99		size A / dwg no 85666
					chr	M.STRAWSER	11/19/99	scale 1:1	sheet 7
					appd	M.STRAWSER	02/29/00		
sheet index	revision sheet								

cage code 22526

Pro/E

This document is the property of and embodies CONFIDENTIAL and PROPRIETARY information of FCI. No part of the information shown on this document may be used in any way or disclosed to others without the written consent of FCI. Copyright FCI.

REV E - 2006-04-18

PDM: Rev:AE STATUS: Released Printed: May 16, 2009

METRAL P/N	ROW	CONTACT CODE MOD. 1						MOD. 2						MOD. 3						MOD. 4						MOD. 5						MOD. 6						MOD. 7						MOD. 8					
		1	2	3	4	5	6	7	8	9	10	11	12	13	14	15	16	17	18	19	20	21	22	23	24	25	26	27	28	29	30	31	32	33	34	35	36	37	38	39	40	41	42	43	44	45	46	47	48
85666-X21 AND 85666-X21LF	D	6	6	6	6	6	6	6	6	6	6	6	6	2	2	2	1	1	1	1	1	1	1	1	1	1	2	2	2	2	2	2	2	2	2	2	2	2	2	2	2	2	2	2	2	1	2	2	1
	C	6	6	6	6	6	6	6	6	6	6	6	6	2	2	2	1	1	1	1	1	1	1	1	1	1	2	2	2	2	2	2	2	2	4	2	2	2	2	2	2	2	2	2	2	1	2	2	1
	B	6	6	6	6	6	6	6	6	6	6	6	6	2	2	2	1	1	1	1	1	1	1	1	1	1	2	2	2	2	2	2	2	2	2	2	2	2	2	2	2	2	2	2	2	1	2	2	1
	A	6	6	6	6	6	6	6	6	6	6	6	6	2	2	2	1	1	1	1	1	1	1	1	1	1	2	2	2	2	2	2	2	4	2	2	2	2	2	2	2	2	2	2	2	1	2	2	1

METRAL P/N	ROW	CONTACT CODE MOD. 1						MOD. 2						MOD. 3						MOD. 4						MOD. 5						MOD. 6						MOD. 7						MOD. 8					
		1	2	3	4	5	6	7	8	9	10	11	12	13	14	15	16	17	18	19	20	21	22	23	24	25	26	27	28	29	30	31	32	33	34	35	36	37	38	39	40	41	42	43	44	45	46	47	48
85666-X22 AND 85666-X22LF	D	6	8	8	6	6	6	6	6	6	6	6	6	2	2	2	2	2	2	2	2	2	2	2	2	2	2	2	2	2	2	2	2	2	1	1	1	1	1	3	1	1	1	1	4	3	3	2	2
	C	6	6	6	6	6	6	6	6	6	6	6	6	2	2	2	2	2	2	2	2	2	2	2	2	2	2	2	2	2	2	2	2	2	1	1	1	1	1	1	1	1	1	1	4	3	3	2	2
	B	6	6	6	6	6	6	6	6	6	6	6	6	2	2	2	2	2	2	2	2	2	2	2	2	2	2	2	2	2	2	2	2	2	1	1	1	1	1	1	1	1	1	1	4	3	3	2	2
	A	6	6	6	6	6	6	6	6	6	6	6	6	2	2	2	2	2	2	2	2	2	2	2	2	2	2	2	2	2	2	2	2	2	1	1	1	1	1	1	1	1	1	1	4	3	3	2	2

METRAL P/N	ROW	CONTACT CODE MOD. 1						MOD. 2						MOD. 3						MOD. 4						MOD. 5						MOD. 6						MOD. 7						MOD. 8					
		1	2	3	4	5	6	7	8	9	10	11	12	13	14	15	16	17	18	19	20	21	22	23	24	25	26	27	28	29	30	31	32	33	34	35	36	37	38	39	40	41	42	43	44	45	46	47	48
85666-X23 AND 85666-X23LF	D	4	19	19	19	2	2	2	2	2	2	2	2	2	2	2	2	2	2	2	2	2	2	2	2	2	2	2	2	2	2	2	2	2	2	2	2	2	19	19	19	19	19	19	19	19	19	19	4
	C	4	19	19	19	2	2	2	2	2	2	2	2	2	2	2	2	2	2	2	2	2	2	2	2	2	2	2	2	2	2	2	2	2	2	2	2	2	19	19	19	19	19	19	19	19	19	19	4
	B	4	19	19	19	2	2	2	2	2	2	2	2	2	2	2	2	2	2	2	2	2	2	2	2	2	2	2	2	2	2	2	2	2	2	2	2	2	19	19	19	19	19	19	19	19	19	19	4
	A	1	19	19	19	2	2	2	2	2	2	2	2	2	2	2	2	2	2	2	2	2	2	2	2	2	2	2	2	2	2	2	2	2	2	2	2	2	19	19	19	19	19	19	19	19	19	19	1

METRAL P/N	ROW	CONTACT CODE MOD. 1						MOD. 2						MOD. 3						MOD. 4						MOD. 5						MOD. 6						MOD. 7						MOD. 8					
		1	2	3	4	5	6	7	8	9	10	11	12	13	14	15	16	17	18	19	20	21	22	23	24	25	26	27	28	29	30	31	32	33	34	35	36	37	38	39	40	41	42	43	44	45	46	47	48
85666-X24 AND 85666-X24LF	D	4	19	19	19	2	2	2	2	2	2	2	2	2	2	2	2	2	2	2	2	2	2	2	2	2	2	2	2	2	2	2	2	2	2	2	2	19	19	19	19	19	19	19	19	19	19	19	4
	C	4	19	19	19	2	2	2	2	2	2	2	2	2	2	2	2	2	2	2	2	2	2	2	2	2	2	2	2	2	2	2	2	2	2	2	1	19	19	19	19	19	19	19	19	19	19	19	4
	B	4	19	19	19	2	2	2	2	2	2	2	2	2	2	2	2	2	2	2	2	2	2	2	2	2	2	2	2	2	2	2	2	2	2	2	2	19	19	19	19	19	19	19	19	19	19	19	4
	A	1	2	2	2	2	2	2	2	2	2	2	2	2	2	2	2	2	2	2	2	2	2	2	2	2	2	2	2	2	2	2	2	2	2	2	2	2	2	2	2	2	2	2	2	2	2	2	1

METRAL P/N	ROW	CONTACT CODE MOD. 1						MOD. 2						MOD. 3						MOD. 4						MOD. 5						MOD. 6						MOD. 7						MOD. 8					
		1	2	3	4	5	6	7	8	9	10	11	12	13	14	15	16	17	18	19	20	21	22	23	24	25	26	27	28	29	30	31	32	33	34	35	36	37	38	39	40	41	42	43	44	45	46	47	48
85666-X25 AND 85666-X25LF	D	3	2	2	2	2	2	2	2	2	2	2	2	2	2	2	2	2	2	2	2	2	2	2	2	2	2	2	2	2	2	2	2	2	2	2	2	2	2	2	2	2	2	2	2	2	3	3	3
	C	3	2	2	2	2	2	2	2	2	2	2	2	2	2	2	2	2	2	2	2	2	2	2	2	2	2	2	2	2	2	2	2	2	2	2	2	2	2	2	2	2	2	2	2	2	3	3	3
	B	3	2	1	2	2	2	2	2	2	2	2	2	2	2	2	2	2	2	2	2	2	2	2	2	2	2	2	2	2	2	2	2	2	2	2	2	2	2	2	2	2	2	2	2	2	3	3	3
	A	3	2	2	2	2	2	2	2	2	2	2	2	2	2	2	2	2	2	2	2	2	2	2	2	2	2	2	2	2	2	2	2	2	2	2	2	2	2	2	2	2	2	2	2	2	3	3	3

mat'l code				- -	tolerances unless otherwise specified			CUSTOMER COPY	FCI www.fciconnect.com
ltr	ecn no.	dr	date		linear	0.X ±0.3			
AE						0.XX ±0.13		projection	title METRAL SIGNAL HEADER 8 MOD, 4 ROW PRESS-FIT
						.XXX ±.051			
					angles	0° ±2°			
					dr	T.BRUNGARD	11/19/99	MM	product family METRAL / code 213
					engr	M.STRAWSER	11/19/99		size A / dwg no 85666
					chr	M.STRAWSER	11/19/99	scale 1:1	sheet 8
					appd	M.STRAWSER	02/29/00		
sheet index	revision sheet								

cage code 22526

Pro/E

This document is the property of and embodies CONFIDENTIAL and PROPRIETARY information of FCI. No part of the information shown on this document may be used in any way or disclosed to others without the written consent of FCI. Copyright FCI.

REV E - 2006-04-18

METRAL P/N	ROW	CONTACT CODE MOD. 1						MOD. 2						MOD. 3						MOD. 4						MOD. 5						MOD. 6						MOD. 7						MOD. 8					
		1	2	3	4	5	6	7	8	9	10	11	12	13	14	15	16	17	18	19	20	21	22	23	24	25	26	27	28	29	30	31	32	33	34	35	36	37	38	39	40	41	42	43	44	45	46	47	48
85666-X26 AND 85666-X26LF	D	6	6	6	6	6	6	6	6	6	6	6	2	6	6	6	6	6	6	6	6	6	6	6	6	6	2	6	6	6	6	6	6	6	6	6	6	6	6	1	1	1	1	1	4	3	3	2	2
	C	6	6	6	6	6	6	6	6	6	6	6	2	6	6	6	6	6	6	6	6	6	6	6	6	6	2	6	6	6	6	6	6	6	6	6	6	6	6	1	1	1	1	1	4	3	3	2	2
	B	6	6	6	6	6	6	6	6	6	6	6	2	6	6	6	6	6	6	6	6	6	6	6	6	6	2	6	6	6	6	6	6	6	6	6	6	6	6	1	1	1	1	1	4	3	3	2	2
	A	6	6	6	6	6	6	6	6	6	6	6	2	6	6	6	6	6	6	6	6	6	6	6	6	6	2	6	6	6	6	6	6	6	6	6	6	6	6	1	1	1	1	1	4	3	3	2	2

METRAL P/N	ROW	CONTACT CODE MOD. 1						MOD. 2						MOD. 3						MOD. 4						MOD. 5						MOD. 6						MOD. 7						MOD. 8					
		1	2	3	4	5	6	7	8	9	10	11	12	13	14	15	16	17	18	19	20	21	22	23	24	25	26	27	28	29	30	31	32	33	34	35	36	37	38	39	40	41	42	43	44	45	46	47	48
85666-X27 AND 85666-X27LF	D	4	4	4	4	4	4	4	3	3	3	3	3	4	3	3	3	3	4	3	3	3	3	3	4	3	3	3	3	3	4	3	3	3	3	3	4	4	3	3	3	3	4	4	4	3	3	4	4
	C	3	3	3	3	3	4	3	3	3	3	3	3	4	3	3	3	3	4	3	3	3	3	3	4	3	3	3	3	3	4	3	3	3	3	3	4	4	3	3	3	3	4	3	3	3	4	3	3
	B	3	3	3	3	3	4	3	3	3	3	3	3	4	3	3	3	3	4	3	3	3	3	3	4	3	3	3	3	3	4	3	3	3	3	3	4	4	3	3	3	3	2	3	3	3	4	3	3
	A	4	4	4	4	4	4	3	3	3	3	3	3	4	3	3	4	4	4	3	3	3	3	3	4	4	3	3	3	3	4	3	3	3	3	3	4	4	3	3	3	3	4	4	4	3	3	4	4

METRAL P/N	ROW	CONTACT CODE MOD. 1						MOD. 2						MOD. 3						MOD. 4						MOD. 5						MOD. 6						MOD. 7						MOD. 8					
		1	2	3	4	5	6	7	8	9	10	11	12	13	14	15	16	17	18	19	20	21	22	23	24	25	26	27	28	29	30	31	32	33	34	35	36	37	38	39	40	41	42	43	44	45	46	47	48
85666-X28 AND 85666-X28LF	D	12	12	12	12	12	12	12	11	11	11	11	11	12	11	11	11	11	12	11	11	11	11	11	12	11	11	11	11	11	12	11	11	11	11	11	12	12	11	11	11	11	12	12	12	11	11	12	12
	C	11	11	11	11	11	12	11	11	11	11	11	11	12	11	11	11	11	12	11	11	11	11	11	12	11	11	11	11	11	12	11	11	11	11	11	12	12	11	11	11	11	12	11	11	11	12	11	11
	B	11	11	11	11	11	12	11	11	11	11	11	11	12	11	11	11	11	12	11	11	11	11	11	12	11	11	11	11	11	12	11	11	11	11	11	12	12	11	11	11	11	10	11	11	11	12	11	11
	A	12	12	12	12	12	12	11	11	11	11	11	11	12	11	11	12	12	12	11	11	11	11	11	12	12	11	11	11	11	12	11	11	11	11	11	12	12	11	11	11	11	12	12	12	11	11	12	12

METRAL P/N	ROW	CONTACT CODE MOD. 1						MOD. 2						MOD. 3						MOD. 4						MOD. 5						MOD. 6						MOD. 7						MOD. 8					
		1	2	3	4	5	6	7	8	9	10	11	12	13	14	15	16	17	18	19	20	21	22	23	24	25	26	27	28	29	30	31	32	33	34	35	36	37	38	39	40	41	42	43	44	45	46	47	48
85666-X29 AND 85666-X29LF	D	4	19	19	19	2	2	2	2	2	2	2	2	2	2	2	2	2	2	2	2	2	2	2	2	2	2	2	2	2	2	2	2	2	2	2	2	2	19	19	19	19	19	19	19	19	19	19	4
	C	4	19	19	19	2	2	2	2	2	2	2	2	2	2	2	2	2	2	2	2	2	2	2	2	2	2	2	2	2	2	2	2	2	2	2	2	2	19	19	19	19	19	19	19	19	19	19	4
	B	4	19	19	19	2	2	2	2	2	2	2	2	2	2	2	2	2	2	2	2	2	2	2	2	2	2	2	2	2	2	2	2	2	2	2	2	2	19	19	19	19	19	19	19	19	19	19	4
	A	1	2	2	2	2	2	2	2	2	2	2	2	2	2	2	2	2	2	2	2	2	2	2	2	2	2	2	2	2	2	2	2	2	2	2	2	2	2	2	2	2	2	2	2	2	2	2	1

METRAL P/N	ROW	CONTACT CODE MOD. 1						MOD. 2						MOD. 3						MOD. 4						MOD. 5						MOD. 6						MOD. 7						MOD. 8					
		1	2	3	4	5	6	7	8	9	10	11	12	13	14	15	16	17	18	19	20	21	22	23	24	25	26	27	28	29	30	31	32	33	34	35	36	37	38	39	40	41	42	43	44	45	46	47	48
85666-X30 AND 85666-X30LF	D	2	2	2	2	2	2	2	2	2	2	2	2	2	2	2	2	2	2	2	2	2	2	2	2	2	2	2	2	2	2	2	2	2	2	2	2	2	2	2	2	2	2	2	2	2	2	2	2
	C	2	2	2	2	2	2	2	2	2	2	2	2	2	2	2	2	2	2	2	2	2	2	2	2	2	2	2	2	2	2	2	2	2	2	2	2	2	2	2	2	2	2	2	2	2	2	2	2
	B	2	2	2	2	2	2	2	2	2	2	2	2	2	2	2	2	2	2	2	2	2	2	2	2	2	2	2	2	2	2	2	2	2	2	2	2	2	2	2	2	2	2	2	2	2	2	2	2
	A	1	2	2	2	2	2	2	2	2	2	2	2	2	2	2	2	2	2	2	2	2	2	2	2	2	2	2	2	2	2	2	2	2	2	2	2	2	2	2	2	2	2	2	2	2	2	2	1

mat'l code				- -	tolerances unless otherwise specified			CUSTOMER COPY	FCI www.fciconnect.com
ltr	ecn no.	dr	date		linear	0.X ±0.3			
AE						0.XX ±0.13		projection	title METRAL SIGNAL HEADER 8 MOD, 4 ROW PRESS-FIT
						.XXX ±.051			
					angles	0° ±2°			
					dr	T.BRUNGARD	11/19/99	MM	product family METRAL / code 213
					engr	M.STRAWSER	11/19/99		size A / dwg no 85666
					chr	M.STRAWSER	11/19/99	scale 1:1	sheet 9
					appd	M.STRAWSER	02/29/00		
sheet index	revision sheet								

cage code 22526

Pro/E

This document is the property of and embodies CONFIDENTIAL and PROPRIETARY information of FCI. No part of the information shown on this document may be used in any way or disclosed to others without the written consent of FCI. Copyright FCI.

REV E - 2006-04-18

PDM: Rev:AE STATUS: Released Printed: May 16, 2009

METRAL P/N	ROW	CONTACT CODE MOD. 1						MOD. 2						MOD. 3						MOD. 4						MOD. 5						MOD. 6						MOD. 7						MOD. 8					
		1	2	3	4	5	6	7	8	9	10	11	12	13	14	15	16	17	18	19	20	21	22	23	24	25	26	27	28	29	30	31	32	33	34	35	36	37	38	39	40	41	42	43	44	45	46	47	48
85666-X31 AND 85666-X31LF	D	4	4	4	4	4	4	4	4	4	4	4	4	4	4	4	4	4	4	4	4	4	4	4	4	4	4	4	4	4	4	4	4	4	4	4	4	4	4	4	4	1	4	4	4	4	4	4	4
	C	4	4	4	4	4	4	4	4	4	4	4	4	4	4	4	4	4	4	4	4	4	4	4	4	4	4	4	4	4	4	4	4	4	4	4	4	4	4	4	4	4	4	4	4	4	4	4	4
	B	4	4	4	4	4	4	4	4	4	4	4	4	4	4	4	4	4	4	4	4	4	4	4	4	4	4	4	4	4	4	4	4	4	4	4	4	4	4	4	4	4	4	4	4	4	4	4	4
	A	4	4	4	4	4	4	4	4	4	4	4	4	4	4	4	4	4	4	4	4	4	4	4	4	4	4	4	4	4	4	4	4	4	4	4	4	4	4	4	4	4	4	4	4	4	4	4	4

METRAL P/N	ROW	CONTACT CODE MOD. 1						MOD. 2						MOD. 3						MOD. 4						MOD. 5						MOD. 6						MOD. 7						MOD. 8					
		1	2	3	4	5	6	7	8	9	10	11	12	13	14	15	16	17	18	19	20	21	22	23	24	25	26	27	28	29	30	31	32	33	34	35	36	37	38	39	40	41	42	43	44	45	46	47	48
85666-X32 AND 85666-X32LF	D	5	5	5	5	5	5	5	5	5	5	5	5	5	5	5	5	5	5	5	5	5	5	5	5	5	5	20	5	5	5	5	5	20	5	5	5	5	5	20	5	5	5	5	7	5	5	5	5
	C	5	5	5	5	5	5	5	5	5	5	5	5	5	5	5	5	5	5	5	5	5	5	5	5	5	5	20	5	5	5	5	5	20	5	5	5	5	5	20	5	5	5	5	7	7	5	5	5
	B	5	5	5	5	5	5	5	5	5	5	5	5	5	5	5	5	5	5	5	5	5	5	5	5	5	5	5	5	5	20	5	5	5	5	5	5	5	5	5	5	5	5	5	7	7	5	5	5
	A	5	5	5	5	5	5	5	5	5	5	5	5	5	5	5	5	5	5	5	5	5	5	5	5	5	5	5	5	5	20	5	5	5	5	5	5	5	5	5	5	5	5	5	5	20	5	7	7

METRAL P/N	ROW	CONTACT CODE MOD. 1						MOD. 2						MOD. 3						MOD. 4						MOD. 5						MOD. 6						MOD. 7						MOD. 8					
		1	2	3	4	5	6	7	8	9	10	11	12	13	14	15	16	17	18	19	20	21	22	23	24	25	26	27	28	29	30	31	32	33	34	35	36	37	38	39	40	41	42	43	44	45	46	47	48
85666-X33 AND 85666-X33LF	D	1	1	1	1	1	1	1	1	1	1	1	1	1	1	1	1	1	1	1	1	1	1	1	1	1	1	19	1	1	1	1	1	19	1	1	1	1	1	19	1	1	1	1	3	1	1	1	1
	C	1	1	1	1	1	1	1	1	1	1	1	1	1	1	1	1	1	1	1	1	1	1	1	1	1	1	19	1	1	1	1	1	19	1	1	1	1	1	19	1	1	1	1	3	3	1	1	1
	B	1	1	1	1	1	1	1	1	1	1	1	1	1	1	1	1	1	1	1	1	1	1	1	1	1	1	1	1	1	19	1	1	1	1	1	1	1	1	1	1	1	1	1	3	3	1	1	1
	A	1	1	1	1	1	1	1	1	1	1	1	1	1	1	1	1	1	1	1	1	1	1	1	1	1	1	1	1	1	19	1	1	1	1	1	1	1	1	1	1	1	1	1	1	19	1	3	3

METRAL P/N	ROW	CONTACT CODE MOD. 1						MOD. 2						MOD. 3						MOD. 4						MOD. 5						MOD. 6						MOD. 7						MOD. 8					
		1	2	3	4	5	6	7	8	9	10	11	12	13	14	15	16	17	18	19	20	21	22	23	24	25	26	27	28	29	30	31	32	33	34	35	36	37	38	39	40	41	42	43	44	45	46	47	48
85666-X34 AND 85666-X34LF	D	1	1	19	1	1	1	1	1	19	1	1	1	1	1	19	1	1	1	1	1	1	1	1	1	1	1	1	1	1	1	1	1	1	1	1	1	1	1	1	1	1	1	1	1	1	1	1	1
	C	1	1	19	1	1	1	1	1	19	1	1	1	1	1	19	1	1	1	1	1	1	1	1	1	1	1	1	1	1	1	1	1	1	1	1	1	1	1	1	1	1	1	1	1	1	1	1	1
	B	1	1	1	1	1	19	1	1	1	1	1	19	1	1	1	1	1	19	1	1	1	1	1	1	1	1	1	1	1	1	1	1	1	1	1	1	1	1	1	1	1	1	1	1	1	1	1	1
	A	1	1	1	1	1	19	1	1	1	1	1	19	1	1	1	1	1	19	1	1	1	1	1	1	1	1	1	1	1	1	1	1	1	1	1	1	1	1	1	1	1	1	1	1	1	1	1	1

METRAL P/N	ROW	CONTACT CODE MOD. 1						MOD. 2						MOD. 3						MOD. 4						MOD. 5						MOD. 6						MOD. 7						MOD. 8					
		1	2	3	4	5	6	7	8	9	10	11	12	13	14	15	16	17	18	19	20	21	22	23	24	25	26	27	28	29	30	31	32	33	34	35	36	37	38	39	40	41	42	43	44	45	46	47	48
85666-X35 AND 85666-X35LF	D	5	5	20	5	5	5	5	5	20	5	5	5	5	5	20	5	5	5	5	5	5	5	5	5	5	5	5	5	5	5	5	5	5	5	5	5	5	5	5	5	5	5	5	5	5	5	5	5
	C	5	5	20	5	5	5	5	5	20	5	5	5	5	5	20	5	5	5	5	5	5	5	5	5	5	5	5	5	5	5	5	5	5	5	5	5	5	5	5	5	5	5	5	5	5	5	5	5
	B	5	5	5	5	5	20	5	5	5	5	5	20	5	5	5	5	5	20	5	5	5	5	5	5	5	5	5	5	5	5	5	5	5	5	5	5	5	5	5	5	5	5	5	5	5	1	5	5
	A	5	5	5	5	5	20	5	5	5	5	5	20	5	5	5	5	5	20	5	5	5	5	5	5	5	5	5	5	5	5	5	5	5	5	5	5	5	5	5	5	5	5	5	5	5	5	5	5

mat'l code				- -
ltr	ecn no.	dr	date	
AE				

tolerances unless otherwise specified		
linear	0.X ±0.3	
	0.XX ±0.13	
	.XXX ±.051	
angles	0° ±2°	
dr	T.BRUNGARD	11/19/99
engr	M.STRAWSER	11/19/99
chr	M.STRAWSER	11/19/99
appd	M.STRAWSER	02/29/00

CUSTOMER COPY

projection

MM

scale 1:1

FCI www.fciconnect.com

title METRAL SIGNAL HEADER 8 MOD, 4 ROW PRESS-FIT

product family METRAL

code 213

size A

dwg no 85666

sheet 10

sheet index | revision sheet

cage code 22526

Pro/E

This document is the property of and embodies CONFIDENTIAL and PROPRIETARY information of FCI. No part of the information shown on this document may be used in any way or disclosed to others without the written consent of FCI. Copyright FCI.

REV E - 2006-04-18

METRAL P/N		CONTACT CODE MOD. 1						MOD. 2						MOD. 3						MOD. 4						MOD. 5						MOD. 6						MOD. 7						MOD. 8					
	ROW	1	2	3	4	5	6	7	8	9	10	11	12	13	14	15	16	17	18	19	20	21	22	23	24	25	26	27	28	29	30	31	32	33	34	35	36	37	38	39	40	41	42	43	44	45	46	47	48
85666-X36 AND 85666-X36LF	D	1	1	1	1	1	1	1	1	1	1	1	1	1	1	1	1	1	1	1	1	1	1	1	1	1	1	3	1	1	1	1	1	3	1	1	1	1	1	3	1	1	1	1	1	1	1	1	1
	C	1	1	1	1	1	1	1	1	1	1	1	1	1	1	1	1	1	1	1	1	1	1	1	1	1	1	3	1	1	1	1	1	3	1	1	1	1	1	3	1	1	1	1	1	1	1	1	1
	B	1	1	1	1	1	1	1	1	1	1	1	1	1	1	1	1	1	1	1	1	1	1	1	1	1	1	1	1	1	3	1	1	1	1	1	1	1	1	1	1	1	1	1	1	1	1	1	1
	A	1	1	1	1	1	1	1	1	1	1	1	1	1	1	1	1	1	1	1	1	1	1	1	1	1	1	1	1	1	3	1	1	1	1	1	1	1	1	1	1	1	1	1	1	1	1	1	1

METRAL P/N		CONTACT CODE MOD. 1						MOD. 2						MOD. 3						MOD. 4						MOD. 5						MOD. 6						MOD. 7						MOD. 8					
	ROW	1	2	3	4	5	6	7	8	9	10	11	12	13	14	15	16	17	18	19	20	21	22	23	24	25	26	27	28	29	30	31	32	33	34	35	36	37	38	39	40	41	42	43	44	45	46	47	48
85666-X37 AND 85666-X37LF	D	1	1	1	1	1	1	1	1	1	1	1	1	1	1	1	1	1	1	1	1	1	1	1	1	1	1	3	1	1	1	1	1	3	1	1	1	1	1	3	1	1	1	1	3	3	1	1	1
	C	1	1	1	1	1	1	1	1	1	1	1	1	1	1	1	1	1	1	1	1	1	1	1	1	1	1	3	1	1	1	1	1	3	1	1	1	1	1	3	1	1	1	1	3	3	1	1	1
	B	1	1	1	1	1	1	1	1	1	1	1	1	1	1	1	1	1	1	1	1	1	1	1	1	1	1	1	1	1	3	1	1	1	1	1	1	1	1	1	1	1	1	1	3	3	1	1	1
	A	1	1	1	1	1	1	1	1	1	1	1	1	1	1	1	1	1	1	1	1	1	1	1	1	1	1	1	1	1	3	1	1	1	1	1	1	1	1	1	1	1	1	1	3	3	1	1	1

METRAL P/N		CONTACT CODE MOD. 1						MOD. 2						MOD. 3						MOD. 4						MOD. 5						MOD. 6						MOD. 7						MOD. 8					
	ROW	1	2	3	4	5	6	7	8	9	10	11	12	13	14	15	16	17	18	19	20	21	22	23	24	25	26	27	28	29	30	31	32	33	34	35	36	37	38	39	40	41	42	43	44	45	46	47	48
85666-X38 AND 85666-X38LF	D	5	5	20	5	5	5	5	5	20	5	5	5	5	5	20	5	5	5	5	5	5	5	5	5	5	5	5	5	5	5	5	5	5	5	5	5	5	5	5	5	5	5	5	5	5	5	5	5
	C	5	5	20	5	5	5	5	5	20	5	5	5	5	5	20	5	5	5	5	5	5	5	5	5	5	5	5	5	5	5	5	5	5	5	5	5	5	5	5	5	5	5	5	5	5	5	5	5
	B	5	5	5	5	5	20	5	5	5	5	5	20	5	5	5	5	5	20	5	5	5	5	5	5	5	5	5	5	5	5	5	5	5	5	5	5	5	5	5	5	5	5	5	5	5	5	5	5
	A	5	5	5	5	5	20	5	5	5	5	5	20	5	5	5	5	5	20	5	5	5	5	5	5	5	5	5	5	5	5	5	5	5	5	5	5	5	5	5	5	5	5	5	5	5	5	5	5

This document is the property of and embodies CONFIDENTIAL and PROPRIETARY information of FCI. No part of the information shown on this document may be used in any way or disclosed to others without the written consent of FCI. Copyright FCI.

mat'l code				- -	tolerances unless otherwise specified			CUSTOMER COPY	www.fciconnect.com
ltr	ecn no.	dr	date		linear	0.X ±0.3		projection	title METRAL SIGNAL HEADER 8 MOD, 4 ROW PRESS-FIT
AE						0.XX ±0.13			
						.XXX ±.051			
					angles	0° ±2°			
					dr	T.BRUNGARD	11/19/99	MM	product family METRAL / code 213
					engr	M.STRAWSER	11/19/99		size A / dwg no 85666
					chr	M.STRAWSER	11/19/99	scale 1:1	sheet 11
					appd	M.STRAWSER	02/29/00		
sheet index	revision sheet								

cage code 22526

Pro/E

REV E - 2006-04-18

PDM: Rev:AE STATUS: Released Printed: May 16, 2009

Общество с ограниченной ответственностью «МосЧип» ИНН 7719860671 / КПП 771901001
Адрес: 105318, г.Москва, ул.Щербаковская д.3, офис 1107

Данный компонент на территории Российской Федерации

Вы можете приобрести в компании MosChip.

Для оперативного оформления запроса Вам необходимо перейти по данной ссылке:

http://moschip.ru/get-element

Вы можете разместить у нас заказ для любого Вашего проекта, будь то серийное производство или разработка единичного прибора.

В нашем ассортименте представлены ведущие мировые производители активных и пассивных электронных компонентов.

Нашей специализацией является поставка электронной компонентной базы двойного назначения, продукции таких производителей как XILINX, Intel (ex.ALTERA), Vicor, Microchip, Texas Instruments, Analog Devices, Mini-Circuits, Amphenol, Glenair.

Сотрудничество с глобальными дистрибьюторами электронных компонентов, предоставляет возможность заказывать и получать с международных складов практически любой перечень компонентов в оптимальные для Вас сроки.

На всех этапах разработки и производства наши партнеры могут получить квалифицированную поддержку опытных инженеров.

Система менеджмента качества компании отвечает требованиям в соответствии с ГОСТ Р ИСО 9001, ГОСТ РВ 0015-002 и ЭС РД 009

Офис по работе с юридическими лицами:

105318, г.Москва, ул.Щербаковская д.3, офис 1107, 1118, ДЦ «Щербаковский»

Телефон: +7 495 668-12-70 (многоканальный)

Факс: +7 495 668-12-70 (доб.304)

E-mail: info@moschip.ru

Skype отдела продаж:
moschip.ru
moschip.ru_4
moschip.ru_6
moschip.ru_9