THIS DRAWING IS UNPUBLISHED. RELEASED FOR PUBLICATION -,- .
© COPYRIGHT - By - ALL RIGHTS RESERVED.

LOC	DIST
J	—

REVISIONS 変更

P	LTR	DESCRIPTION	DATE	DWN	APVD
	P	REVISED PER ECO-11-005140	30MAR11	RK	HMR

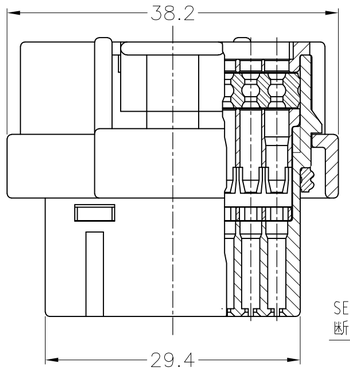

SECT. 断面 "B"

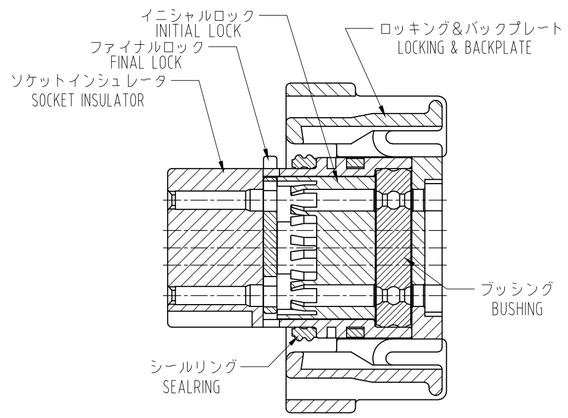

SECT. 断面 "A" -"A"

1。一般公差：±0。3

△2 材質 ソケットインシュレータ：熱可塑性ポリエステル樹脂
ファイナルロック：熱可塑性ポリエステル樹脂 色調 白
イニシャルロック：熱可塑性ポリエステル樹脂 色調 黒
ロッキング&バックプレート：熱可塑性ポリエステル樹脂 色調 黒
ブッシング：シリコンゴム 色調 赤茶
シールリング：シリコンゴム 色調 赤茶

3。適用電線サイズ APPLCABLE WIRE SIZE

INSULATION DIA 被覆径	WIRE EXAMPLE 適用例	INSERTABLE POSITION 装着可能ポジション
φ2.0～φ2.2	AVSS 1.25	1,9,10,17,18,25,26,34
φ1.6～φ1.9	AVSS 0.5～0.85	ALL POSITION 上記を含む全ポジション

△4 下記に極性種類を示す。

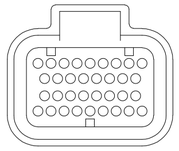

2-1437285-3
(3900113-3411)



3-1437290-9
(3900113-3412)

△5 当底面部に製造日管理番号（ロット番号）を印字する。
6 嵌合相手型番：TABLE-1 参照

NOTES 1 。GENERAL TOLERANCE：±0。3
△2 MATERIAL
SOCKET INSULATOR : THERMOPLASTIC POLYESTER , COLOR:BLACK
FINAL LOCK : THERMOPLASTIC POLYESTER , COLOR:WHITE
INITIAL LOCK : THERMOPLASTIC POLYESTER , COLOR:BLACK
LOCKING & BACKPLATE : THERMOPLASTIC POLYESTER , COLOR:BLACK
: SILICON RUBBER , COLOR:RED BROWN
SEALRING : SILICON RUBBER , COLOR:RED BROWN
3. APPLICABLE WIRE SIZE
△4 TYPE OF POLARITY IS INDICATED AS FOLLOWS.
△5 PRINTING MANUFACTURED DATE CONTROL No. (LOT No.)
6. PART NUMBER OF CAP ASSEMBLY TO BE MATED: SEE TABLE-1

PART NUMBER	MATING CAP ASSEMBLY
3-1437290-9	3-1437285-1 (34Pos.)
	3-6437285-1 (34Pos.)
2-1437285-3	3-1437285-2 (60Pos.)
	3-1437285-0 (34Pos.)
	3-6437285-2 (60Pos.)
	3-6437285-0 (34Pos.)

TABLE-1

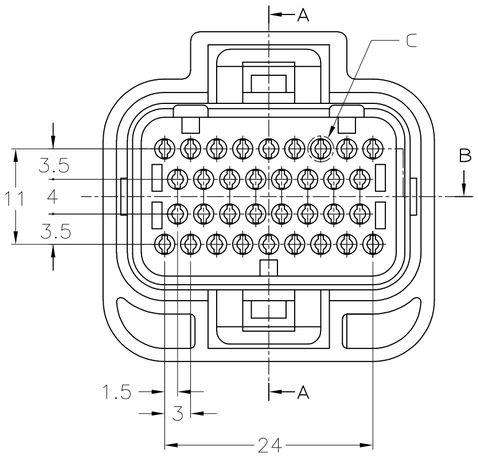

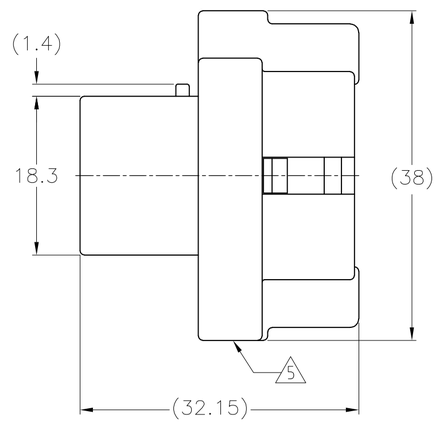

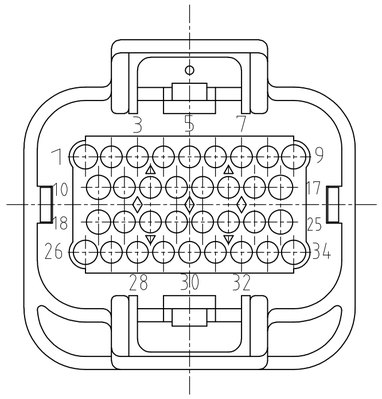

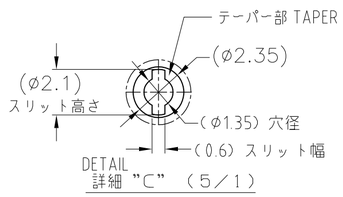

DETAIL 詳細 "C" (5/1)

Part No. 型番	Old Part No. 旧型番	REMARK 備考
3-1437290-9	3900113-3412	△4
2-1437285-3	3900113-3411	本図

THIS DRAWING IS A CONTROLLED DOCUMENT.

DIMENSIONS: 単位：耗 mm

TOLERANCES UNLESS OTHERWISE SPECIFIED: 一般公差

0 PLC	±	-
1 PLC	±	-
2 PLC	±	-
3 PLC	±	-
4 PLC	±	-
ANGLES	±	-

MATERIAL 材料 △2

FINISH 仕上 -

DWN A.YAMAGUCHI 17JAN01
CHK K.BETSUI 17JAN01
APVD K.BETSUI 17JAN01
PRODUCT SPEC 製品規格 108-78140
APPLICATION SPEC 取付適用規格 114-78011, 114-78013
WEIGHT —

CUSTOMER DRAWING

TE Connectivity

NAME 名称
SUPER SEAL CONNECTOR
PLUG HOUSING 34Pos. ASS'Y (DOUBLE)

SIZE	CAGE CODE	DRAWING NO 番号	RESTRICTED TO
A2	00779	C-2-1437285-3	—

SCALE 尺度 2:1 SHEET 1 OF 4 REV P

2-1437285-3

1471-9 (3/11)

THIS DRAWING IS UNPUBLISHED. RELEASED FOR PUBLICATION -,- .
© COPYRIGHT - By - ALL RIGHTS RESERVED.

LOC	DIST
J	—

REVISIONS 変更

P	LTR	DESCRIPTION	DATE	DWN	APVD
	–	SEE SHEET 1	–	—	—

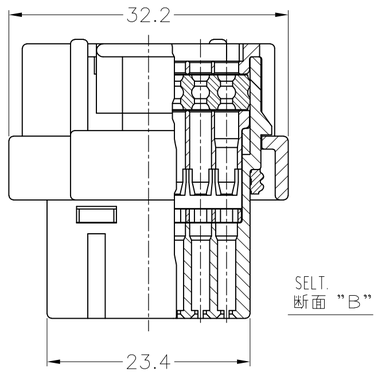

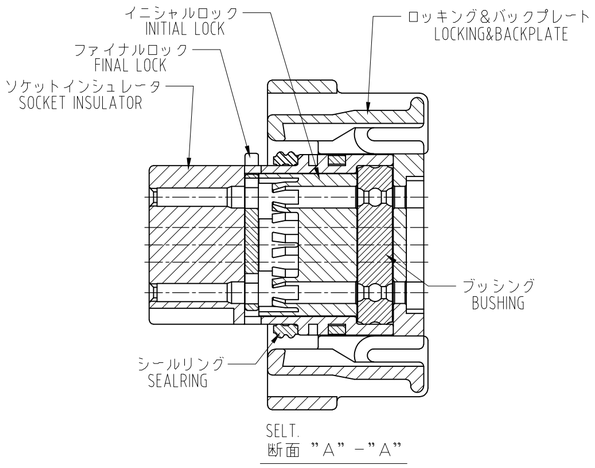

注 1。一般公差：±0。3

2 材質 ソケットインシュレータ：熱可塑性ポリエステル樹脂
ファイナルロック：熱可塑性ポリエステル樹脂 色調 白
イニシャルロック：熱可塑性ポリエステル樹脂 色調 黒
ロッキング&バックプレート：熱可塑性ポリエステル樹脂 色調 黒
ブッシング：シリコンゴム 色調 赤茶
シールリング：シリコンゴム 色調 赤茶

3。適用電線サイズ APPLCABLE WIRE SIZE

INSULATION DIA 被覆径	WIRE EXAMPLE 適用例	INSERTABLE POSITION 装着可能ポジション
φ2.0～φ2.2	AVSS 1.25	1,7,8,13,14,19,20,26
φ1.6～φ1.9	AVSS 0.5～0.85	ALL POSITION 上記を含む全ポジション

4 下記に極性種類を示す。

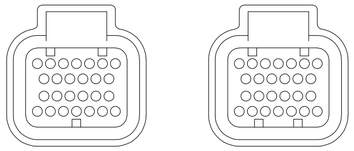

5 当底面部に製造日管理番号（ロット番号）を印字する。
6 嵌合相手型番：TABLE-1 参照

NOTES 1。GENERAL TOLERANCE: ±0。3

2 MATERIAL
SOCKET INSULATOR : THERMOPLASTIC POLYESTER , COLOR:BLACK
FINAL LOCK : THERMOPLASTIC POLYESTER , COLOR:WHITE
INITIAL LOCK : THERMOPLASTIC POLYESTER , COLOR:BLACK
LOCKING & BACKPLATE : THERMOPLASTIC POLYESTER , COLOR:BLACK
: SILICON RUBBER , COLOR:RED BROWN
SEALRING : SILICON RUBBER , COLOR:RED BROWN

3. APPLICABLE WIRE SIZE

4 TYPE OF POLARITY IS INDICATED AS FOLLOWS.

5 PRINTING MANUFACTURED DATE CONTROL No. (LOT No.)

6 PART NUMBER OF CAP ASSEMBLY TO BE MATED: SEE TABLE-1

PART NUMBER	MATING CAP ASSEMBLY
1-1447232-7	2-1437285-9 (26Pos.)
	2-6437285-9 (26Pos.)
2-1437285-2	2-1437285-8 (26Pos.)
	3-1437285-2 (60Pos.)
	2-6437285-8 (26Pos.)
	3-6437285-2 (60Pos.)

TABLE-1

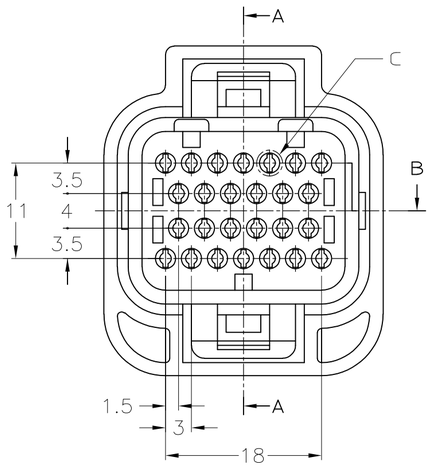

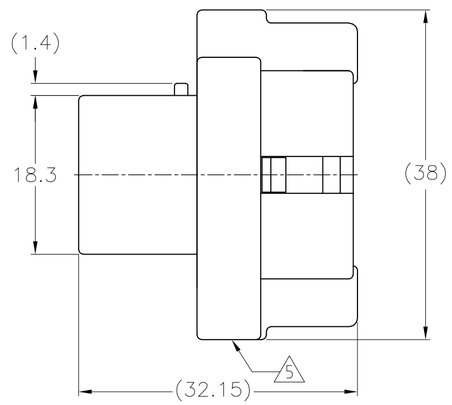

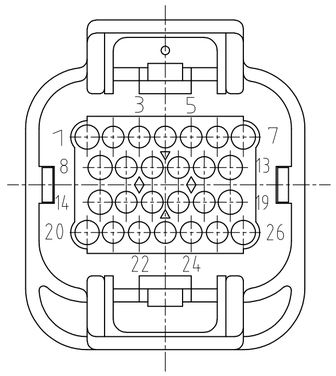

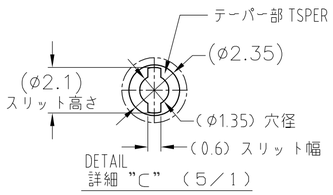

Part No. 型番	Old Part No. 旧型番	REMARK 備考
1-1447232-7	3900113-2612	4
2-1437285-2	3900113-2611	本図

THIS DRAWING IS A CONTROLLED DOCUMENT.

DIMENSIONS: 単位：耗 mm

TOLERANCES UNLESS OTHERWISE SPECIFIED. 一般公差

0 PLC	±	–
1 PLC	±	–
2 PLC	±	–
3 PLC	±	–
4 PLC	±	–
ANGLES	±	–

MATERIAL 材料 2

FINISH 仕上 –

DWN A.YAMAGUCHI 17JAN01
CHK K.BETSUI 17JAN01
APVD K.BETSUI 17JAN01
PRODUCT SPEC 製品規格 108-78140
APPLICATION SPEC 取付適用規格 114-78011, 114-78013
WEIGHT —

TE Connectivity

NAME 名称: SUPER SEAL CONNECTOR PLUG HOUSING 34Pos. ASS'Y (DOUBLE)

SIZE A2 | CAGE CODE 00779 | DRAWING NO 番号 C-2-1437285-3 | RESTRICTED TO —

CUSTOMER DRAWING | SCALE 尺度 2:1 | SHEET 2 OF 4 | REV P

2-1437285-3

THIS DRAWING IS UNPUBLISHED. RELEASED FOR PUBLICATION -,- .
© COPYRIGHT - By - ALL RIGHTS RESERVED.

LOC	DIST
J	—

REVISIONS 変更

P	LTR	DESCRIPTION	DATE	DWN	APVD
	-	SEE SHEET 1	-	—	—

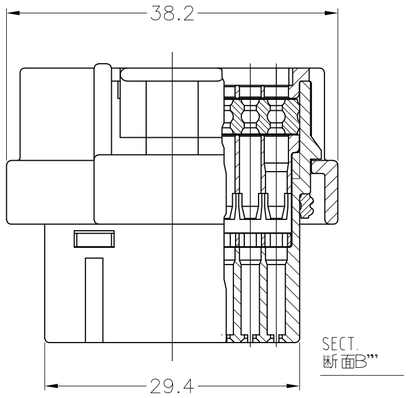

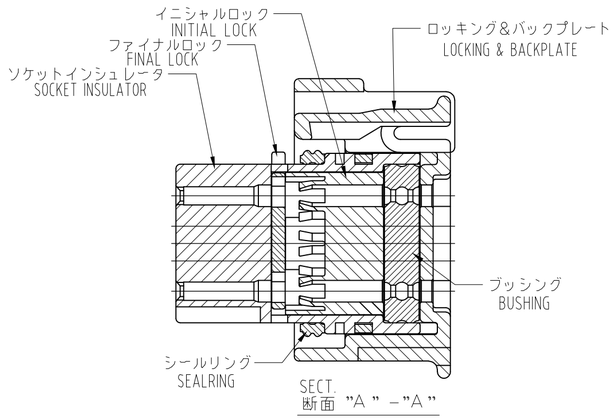

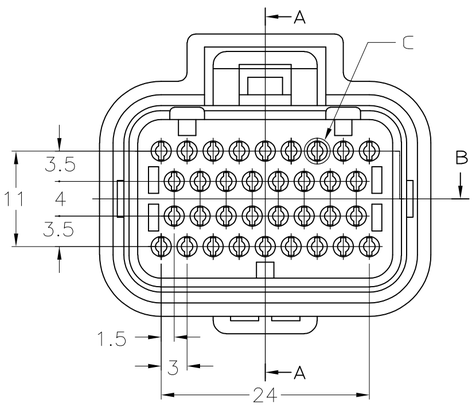

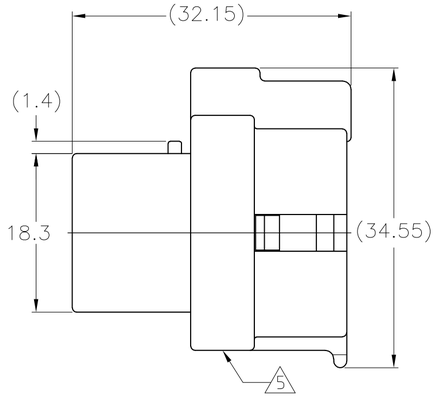

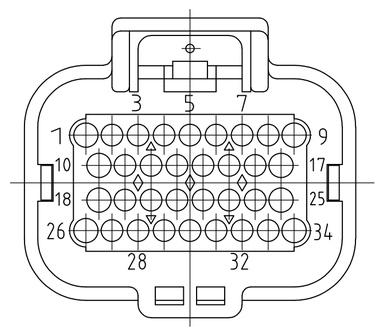

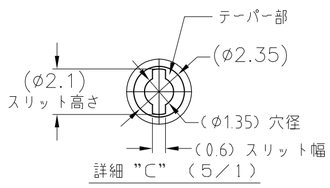

注 1。一般公差：±0。3

2 材質 ソケットインシュレータ：熱可塑性ポリエステル樹脂
ファイナルロック：熱可塑性ポリエステル樹脂 色調 白
イニシャルロック：熱可塑性ポリエステル樹脂 色調 黒
ロッキング&バックプレート：熱可塑性ポリエステル樹脂 色調 黒
ブッシング：シリコンゴム 色調 赤茶
シールリング：シリコンゴム 色調 赤茶

3。適用電線サイズ

INSULATION DIA 被覆径	WIRE EXAMPLE 適用例	INSERTABLE POSITION 装着可能ポジション
φ2.0～φ2.2	AVSS 1.25	1,9,10,17,18,25,26,34
φ1.6～φ1.9	AVSS 0.5～0.85	ALL POSITION 上記を含む全ポジション

4 下記に極性種類を示す。

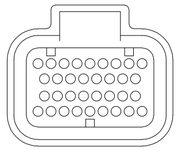

4-1437290-0
(3900113-3421)



4-1437290-1
(3900113-3422)

5 当底面部に製造日管理番号（ロット番号）を印字する。
6 嵌合相手型番：TABLE-1 参照

NOTES 1。GENERAL TOLERANCE: ±0。3

2 MATERIAL
SOCKET INSULATOR : THERMOPLASTIC POLYESTER , COLOR:BLACK
FINAL LOCK : THERMOPLASTIC POLYESTER , COLOR:WHITE
INITIAL LOCK : THERMOPLASTIC POLYESTER , COLOR:BLACK
LOCKING & BACKPLATE :THERMOPLASTIC POLYESTER , COLOR:BLACK
:SILICON RUBBER , COLOR:RED BROWN
SEALRING : SILICON RUBBER , COLOR:RED BROWN

3. APPLICABLE WIRE SIZE

4 TYPE OF POLARITY IS INDICATED AS FOLLOWS.

5 PRINTING MANUFACTURED DATE CONTROL No. (LOT No.)

6. PART NUMBER OF CAP ASSEMBLY TO BE MATED: SEE TABLE-1

PART NUMBER	MATING CAP ASSEMBLY
4-1437290-1	1473427-1 (60Pos.)
	2-1447232-4 (34Pos.)
	1437288-2 (34Pos.)
	2-1437285-6 (34Pos.)
	6473427-1 (60Pos.)
	2-6447232-4 (34Pos.)
	6437288-2 (34Pos.)
	2-6437285-6 (34Pos.)
4-1437290-0	1437288-3 (60Pos.)
	1437288-5 (60Pos.)
	2-1447232-3 (34Pos.)
	1437288-1 (34Pos.)
	2-1437285-5 (34Pos.)
	6437288-3 (60Pos.)
	6437288-5 (60Pos.)
	2-6447232-3 (34Pos.)
	6437288-1 (34Pos.)
	2-6437285-5 (34Pos.)

TABLE-1

Part No. 型番	Old Part No. 旧型番	REMARK 備考
4-1437290-1	3900113-3422	4
4-1437290-0	3900113-3421	本図

THIS DRAWING IS A CONTROLLED DOCUMENT.

DIMENSIONS: 単位：耗 mm

TOLERANCES UNLESS OTHERWISE SPECIFIED: 一般公差
0 PLC ± -
1 PLC ± -
2 PLC ± -
3 PLC ± -
4 PLC ± -
ANGLES ± -

MATERIAL 材料 2
FINISH 仕上 -

DWN A.YAMAGUCHI 17JAN01
CHK K.BETSUI 17JAN01
APVD K.BETSUI 17JAN01
PRODUCT SPEC 製品規格 108-78140
APPLICATION SPEC 取付適用規格 114-78011, 114-78013
WEIGHT —

TE Connectivity

NAME 名称
SUPER SEAL CONNECTOR
PLUG HOUSING 34Pos. ASS'Y (DOUBLE)

SIZE	CAGE CODE	DRAWING NO 番号	RESTRICTED TO
A2	00779	C-2-1437285-3	—

CUSTOMER DRAWING
SCALE 尺度 2:1 SHEET 3 OF 4 REV P

2-1437285-3

1471-9 (3/11)

THIS DRAWING IS UNPUBLISHED. RELEASED FOR PUBLICATION -,- .
© COPYRIGHT - By - ALL RIGHTS RESERVED.

LOC	DIST
J	—

REVISIONS 変更

P	LTR	DESCRIPTION	DATE	DWN	APVD
	–	SEE SHEET 1	–	—	—

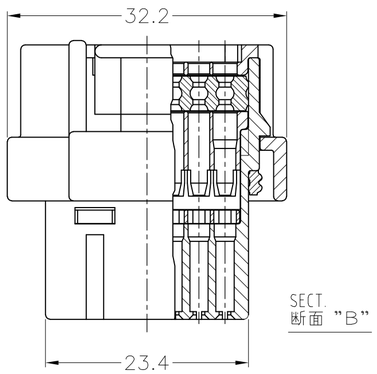

SECT.
断面 "B"

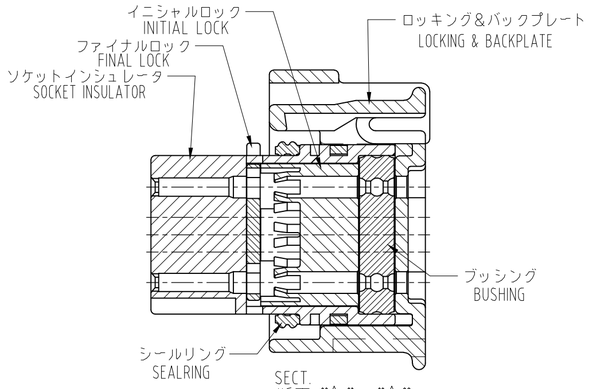

SECT.
断面 "A" –"A"

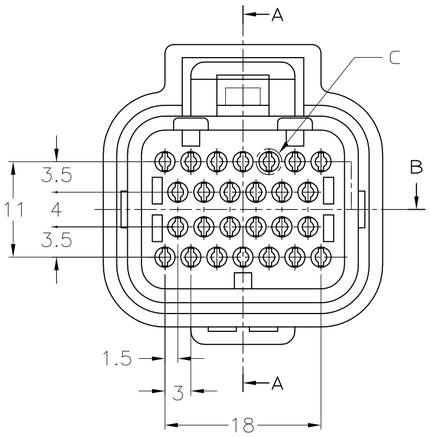

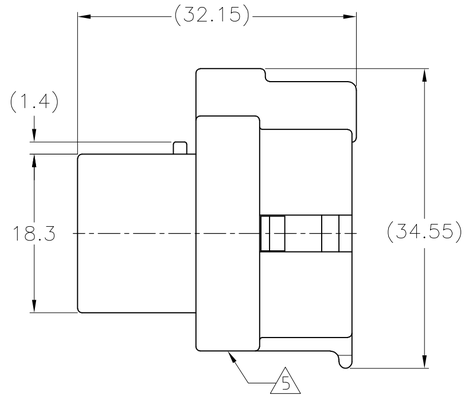

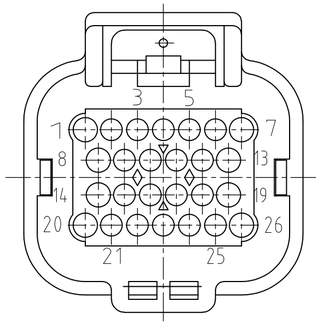

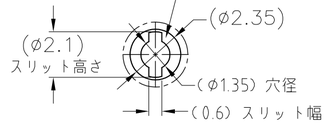

DETAIL
詳細 "C" (5/1)

注 1。一般公差：±0。3

2 材質 ソケットインシュレータ：熱可塑性ポリエステル樹脂
ファイナルロック：熱可塑性ポリエステル樹脂 色調 白
イニシャルロック：熱可塑性ポリエステル樹脂 色調 黒
ロッキング&バックプレート：熱可塑性ポリエステル樹脂 色調 黒
ブッシング：シリコンゴム 色調 赤茶
シールリング：シリコンゴム 色調 赤茶

3。適用電線サイズ APPLCABLE WIRE SIZE

INSULATION DIA 被覆径	WIRE EXAMPLE 適用例	INSERTABLE POSITION 装着可能ポジション
ø2.0～ø2.2	AVSS 1.25	1,7,8,13,14,19,20,26
ø1.6～ø1.9	AVSS 0.5～0.85	ALL POSITION 上記を含む全ポジション

4 下記に極性種類を示す。

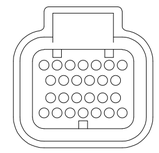

3-1437290-7
(3900113-2621)

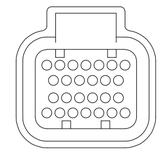

3-1437290-8
(3900113-2622)

5 当底面部に製造日管理番号（ロット番号）を印字する。
6 嵌合相手型番：TABLE-1 参照

NOTES 1 。GENERAL TOLERANCE: ±0。3
2. MATERIAL
SOCKET INSULATOR : THERMOPLASTIC POLYESTER , COLOR:BLACK
FINAL LOCK : THERMOPLASTIC POLYESTER , COLOR:WHITE
INITIAL LOCK : THERMOPLASTIC POLYESTER , COLOR:BLACK
LOCKING & BACKPLATE : THERMOPLASTIC POLYESTER , COLOR:BLACK
: SILICON RUBBER , COLOR:RED BROWN
SEALRING : SILICON RUBBER , COLOR:RED BROWN
3. APPLICABLE WIRE SIZE
4. TYPE OF POLARITY IS INDICATED AS FOLLOWS.
5. PRINTING MANUFACTURED DATE CONTROL No. (LOT No.)
6. PART NUMBER OF CAP ASSEMBLY TO BE MATED: SEE TABLE-1

3-1437290-7	1437288-6 (26Pos.)
	9-1437287-8 (26Pos.)
	5-1447223-0 (26Pos.)
	1437288-3 (60Pos.)
	1437288-5 (60Pos.)
	6437288-6 (26Pos.)
	9-6437287-8 (26Pos.)
	5-6447223-0 (26Pos.)
	6437288-3 (60Pos.)
	6437288-5 (60Pos.)
3-1437290-8	1473418-1 (26Pos.)
	9-1437287-9 (26Pos.)
	1437288-4 (26Pos.)
	6473418-1 (26Pos.)
	9-6437287-9 (26Pos.)
	6437288-4 (26Pos.)
PART NUMBER	MATING CAP ASSEMBLY

TABLE-1

Part No. 型番	Old Part No. 旧型番	REMARK 備考
1473416-2	-	SEE DWG 1473416
1473416-1	-	SEE DWG 1473416
3-1437290-8	3900113-2622	4
3-1437290-7	3900113-2621	本図

THIS DRAWING IS A CONTROLLED DOCUMENT.

DIMENSIONS: 単位：耗 mm

TOLERANCES UNLESS OTHERWISE SPECIFIED: 一般公差
0 PLC ± –
1 PLC ± –
2 PLC ± –
3 PLC ± –
4 PLC ± –
ANGLES ± –

MATERIAL 材料 2
FINISH 仕上 –

DWN A.YAMAGUCHI 17JAN01
CHK K.BETSUI 17JAN01
APVD K.BETSUI 17JAN01
PRODUCT SPEC 製品規格 108-78140
APPLICATION SPEC 取付適用規格 114-78011, 114-78013
WEIGHT –

TE Connectivity

NAME 名称
SUPER SEAL CONNECTOR
PLUG HOUSING 34Pos. ASS'Y (DOUBLE)

SIZE A2 | CAGE CODE 00779 | DRAWING NO 番号 C-2-1437285-3 | RESTRICTED TO –

CUSTOMER DRAWING | SCALE 尺度 2:1 | SHEET 4 OF 4 | REV P

2-1437285-3

Общество с ограниченной ответственностью «МосЧип» ИНН 7719860671 / КПП 771901001
Адрес: 105318, г.Москва, ул.Щербаковская д.3, офис 1107

Данный компонент на территории Российской Федерации

Вы можете приобрести в компании MosChip.

Для оперативного оформления запроса Вам необходимо перейти по данной ссылке:

http://moschip.ru/get-element

Вы можете разместить у нас заказ для любого Вашего проекта, будь то серийное производство или разработка единичного прибора.

В нашем ассортименте представлены ведущие мировые производители активных и пассивных электронных компонентов.

Нашей специализацией является поставка электронной компонентной базы двойного назначения, продукции таких производителей как XILINX, Intel (ex.ALTERA), Vicor, Microchip, Texas Instruments, Analog Devices, Mini-Circuits, Amphenol, Glenair.

Сотрудничество с глобальными дистрибьюторами электронных компонентов, предоставляет возможность заказывать и получать с международных складов практически любой перечень компонентов в оптимальные для Вас сроки.

На всех этапах разработки и производства наши партнеры могут получить квалифицированную поддержку опытных инженеров.

Система менеджмента качества компании отвечает требованиям в соответствии с ГОСТ Р ИСО 9001, ГОСТ РВ 0015-002 и ЭС РД 009

Офис по работе с юридическими лицами:

105318, г.Москва, ул.Щербаковская д.3, офис 1107, 1118, ДЦ «Щербаковский»

Телефон: +7 495 668-12-70 (многоканальный)

Факс: +7 495 668-12-70 (доб.304)

E-mail: info@moschip.ru

Skype отдела продаж:
moschip.ru
moschip.ru_4
moschip.ru_6
moschip.ru_9