

Transil™, transient voltage suppressor

Features

- Transient voltage suppressor
- Electrostatic discharge protection
- Electrical overstress protection
- Unidirectional device
- Low clamping factor V_{CL}/V_{BR}
- Fast response time
- Very thin package: 0.605 mm
- RoHS compliant

Complies with the following standards:

- IEC 61000-4-2 level 4
 - ± 15 kV (air discharge)
 - ± 8 kV (contact discharge)

Description

The LFTVS10-1F3 is a single line diode designed specifically for the protection of integrated circuits in portable equipment and miniaturized electronic devices subject to ESD and EOS transient overvoltages.




Figure 1. Pin configuration (bump side)

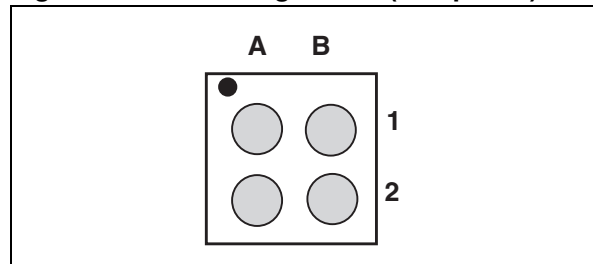
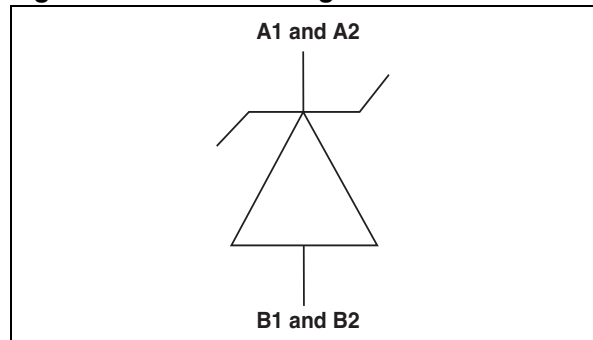


Figure 2. Device configuration



TM: Transil is a trademark of STMicroelectronics

1 Characteristics

Table 1. Absolute maximum ratings ($T_{amb} = 25\text{ }^{\circ}\text{C}$)

Symbol	Parameter	Test condition	Value	Unit
P_{PP}	Peak pulse power dissipation (10/1000 μs pulse)	$T_j \text{ initial} = T_{amb}$	44	W
	Peak pulse power dissipation (8/20 μs pulse)		350	
I_{FSM}	Non repetitive surge peak forward current	$t_p = 10\text{ ms}$ $T_j \text{ initial} = T_{amb}$	11	A
T_{stg}	Storage temperature range		-55 to +150	$^{\circ}\text{C}$
T_j	Maximum operating junction temperature		125	$^{\circ}\text{C}$

Table 2. Electrical characteristics ($T_{amb} = 25\text{ }^{\circ}\text{C}$)

Symbol	Parameter				
V_{BR}	Breakdown voltage				
I_{RM}	Leakage current @ V_{RM}				
V_{RM}	Stand-off voltage				
V_{CL}	Clamping voltage				
R_d	Dynamic impedance				
I_{PP}	Peak pulse current				
αT	Voltage temperature coefficient				
V_F	Forward voltage drop				
I_{RM}					
I_{PP}					
Symbol	Test conditions	Min.	Typ.	Max.	Unit
V_{BR}	$I_R = 15\text{ mA}$	10			V
I_{RM}	$V_{RM} = 8\text{ V}$			0.5	μA
V_{CL}	$I_{PP} = 1\text{ A}^{(1)}$			13	V
V_F	$I_F = 850\text{ mA}^{(2)}$			1.05	V
αT				8	$10^{-4}/^{\circ}\text{C}$
C_{line}	$V_R = 0\text{ V}, V_{OSC} = 30\text{ mV}, F = 1\text{ MHz}$		200		pF

- 8 / 20 μs pulse waveform
- DC current not recommended for more than 5 s. Even if diode failure mode is short circuit the bumps could exceed melting temperature and the component disassembled from the board.

Figure 3. Relative variation of peak pulse power versus initial junction temperature

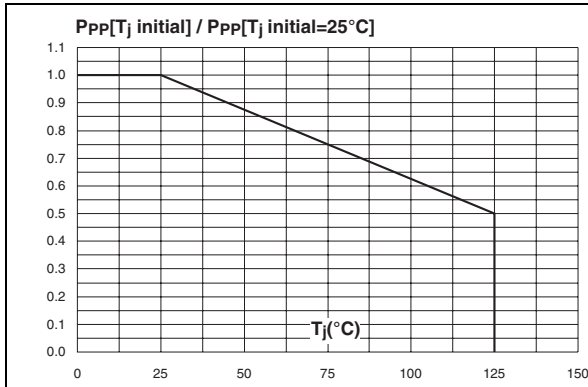


Figure 4. Peak pulse power versus exponential pulse duration (typical value)

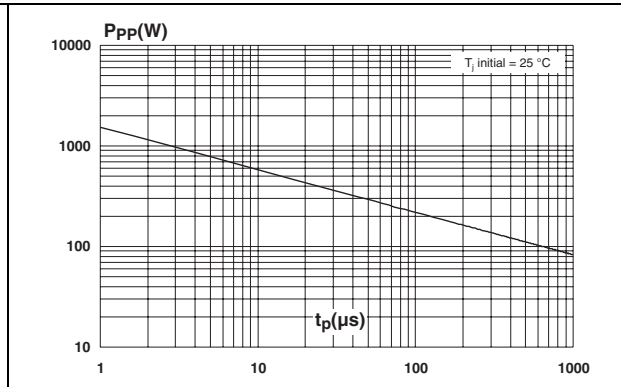


Figure 5. Clamping voltage versus peak pulse current (typical values)

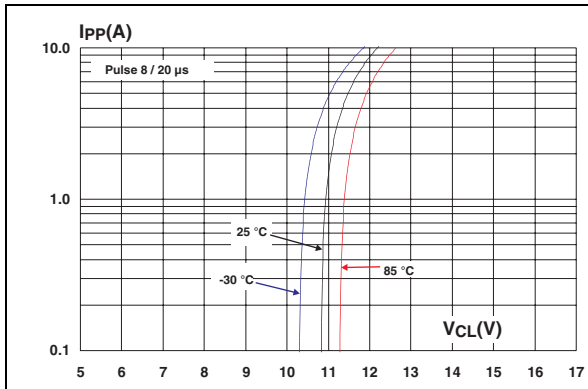


Figure 6. Relative variation of leakage current versus junction temperature (typical values)

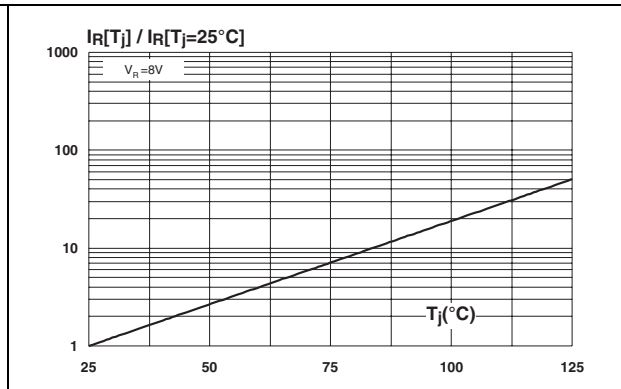


Figure 7. Forward voltage drop versus peak forward current (typical values)

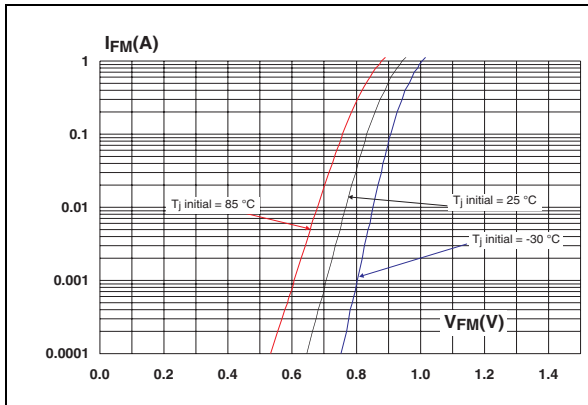


Figure 8. Junction capacitance versus line voltage (typical values)

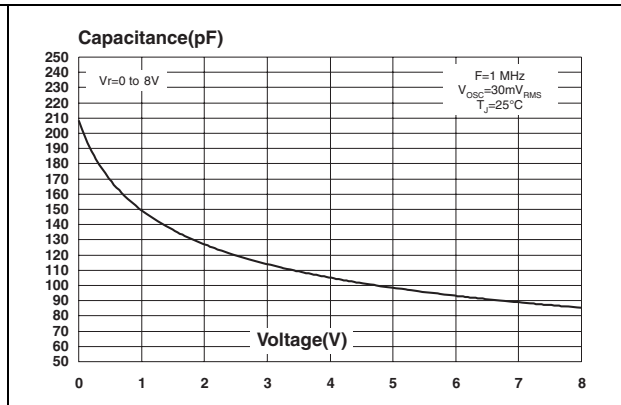
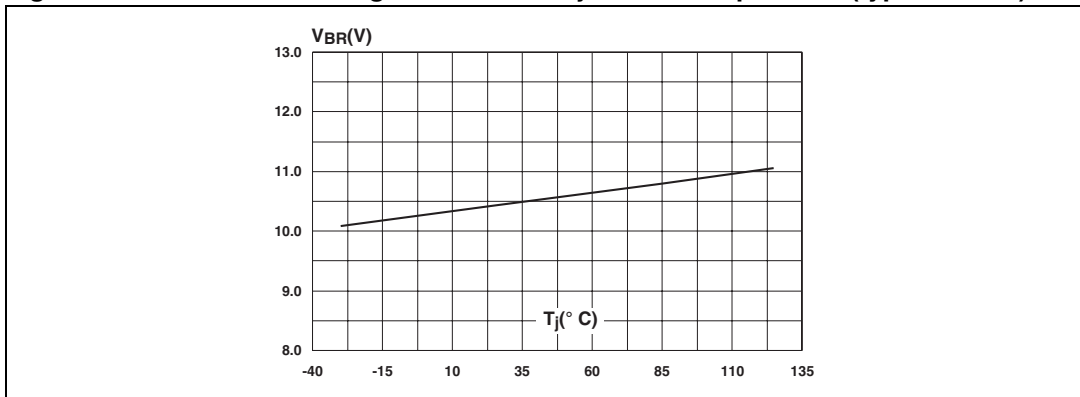
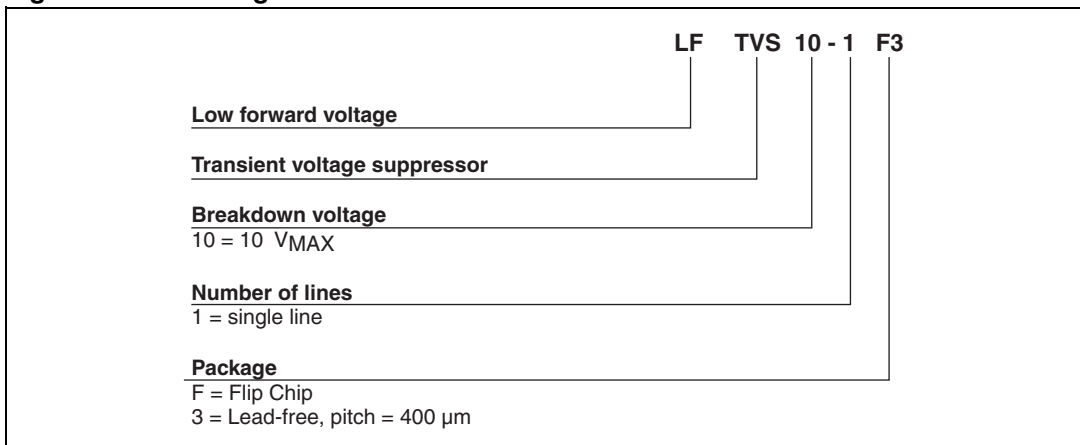


Figure 9. Breakdown voltage versus initial junction temperature (typical value)



2 Ordering information scheme

Figure 10. Ordering information scheme



3 Package information

In order to meet environmental requirements, ST offers these devices in ECOPACK® packages. These packages have a lead-free second level interconnect. The category of second level interconnect is marked on the inner box label, in compliance with JEDEC Standard JESD97. The maximum ratings related to soldering conditions are also marked on the inner box label. ECOPACK is an ST trademark. ECOPACK specifications are available at www.st.com.

Figure 11. Flip Chip dimensions

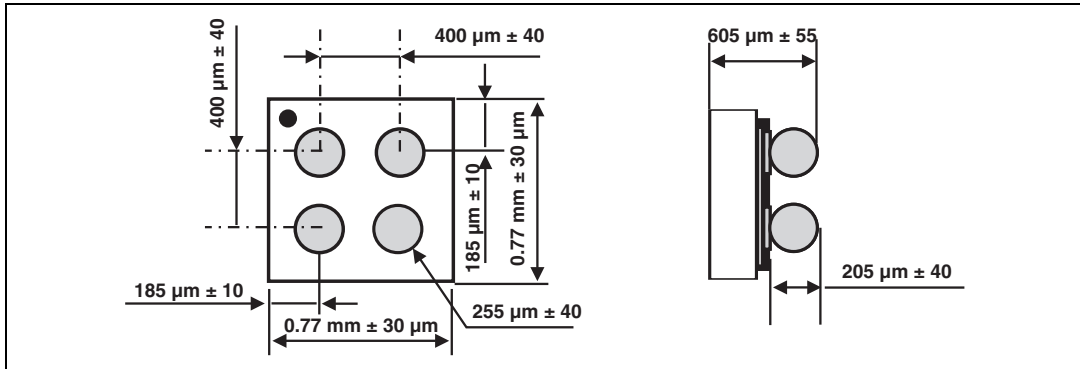


Figure 12. Footprint recommendations

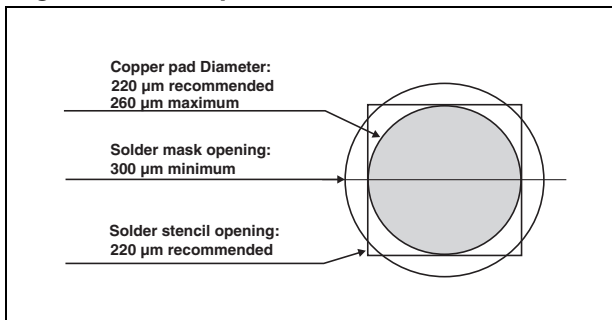


Figure 13. Marking

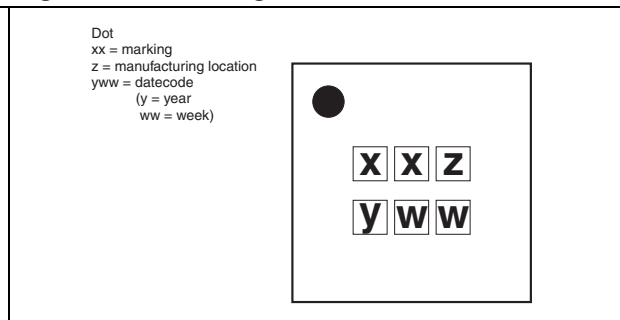
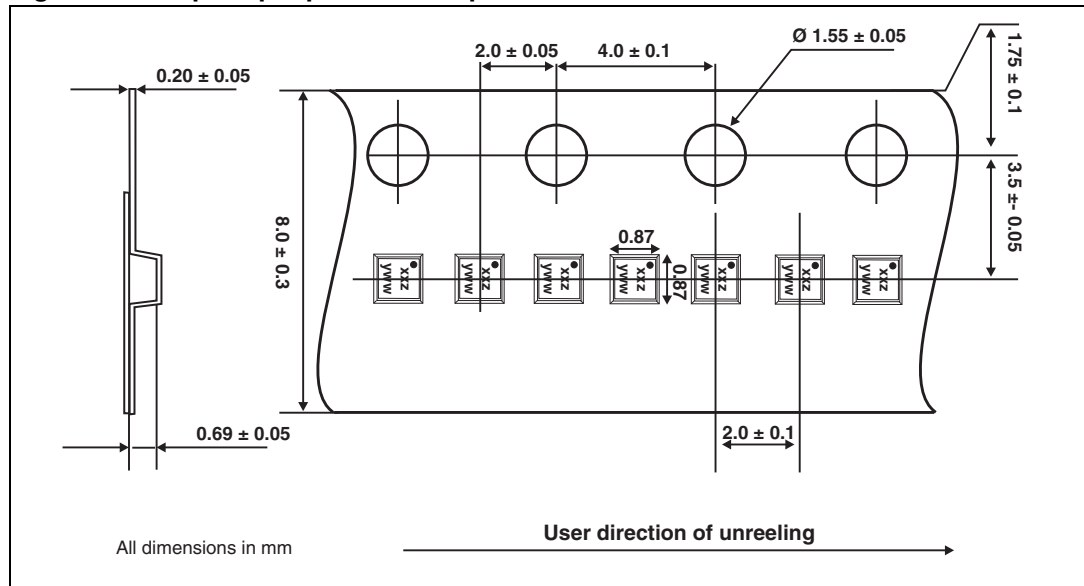


Figure 14. Flip Chip tape and reel specifications



Note: More information is available in the application notes:
 AN2348: "400 μm flip chip: Package description and recommendations for use"
 AN1751: "EMI Filters: Recommendations and measurements"

4 Ordering information

Table 3. Ordering information

Order code	Marking	Package	Weight	Base qty	Delivery mode
LFTVS10-1F3	EN	Flip Chip	0.86 mg	10 000	Tape and reel (7")

5 Revision history

Table 4. Document revision history

Date	Revision	Changes
21-Nov-2008	1	Initial release.

Please Read Carefully:

Information in this document is provided solely in connection with ST products. STMicroelectronics NV and its subsidiaries ("ST") reserve the right to make changes, corrections, modifications or improvements, to this document, and the products and services described herein at any time, without notice.

All ST products are sold pursuant to ST's terms and conditions of sale.

Purchasers are solely responsible for the choice, selection and use of the ST products and services described herein, and ST assumes no liability whatsoever relating to the choice, selection or use of the ST products and services described herein.

No license, express or implied, by estoppel or otherwise, to any intellectual property rights is granted under this document. If any part of this document refers to any third party products or services it shall not be deemed a license grant by ST for the use of such third party products or services, or any intellectual property contained therein or considered as a warranty covering the use in any manner whatsoever of such third party products or services or any intellectual property contained therein.

UNLESS OTHERWISE SET FORTH IN ST'S TERMS AND CONDITIONS OF SALE ST DISCLAIMS ANY EXPRESS OR IMPLIED WARRANTY WITH RESPECT TO THE USE AND/OR SALE OF ST PRODUCTS INCLUDING WITHOUT LIMITATION IMPLIED WARRANTIES OF MERCHANTABILITY, FITNESS FOR A PARTICULAR PURPOSE (AND THEIR EQUIVALENTS UNDER THE LAWS OF ANY JURISDICTION), OR INFRINGEMENT OF ANY PATENT, COPYRIGHT OR OTHER INTELLECTUAL PROPERTY RIGHT.

UNLESS EXPRESSLY APPROVED IN WRITING BY AN AUTHORIZED ST REPRESENTATIVE, ST PRODUCTS ARE NOT RECOMMENDED, AUTHORIZED OR WARRANTED FOR USE IN MILITARY, AIR CRAFT, SPACE, LIFE SAVING, OR LIFE SUSTAINING APPLICATIONS, NOR IN PRODUCTS OR SYSTEMS WHERE FAILURE OR MALFUNCTION MAY RESULT IN PERSONAL INJURY, DEATH, OR SEVERE PROPERTY OR ENVIRONMENTAL DAMAGE. ST PRODUCTS WHICH ARE NOT SPECIFIED AS "AUTOMOTIVE GRADE" MAY ONLY BE USED IN AUTOMOTIVE APPLICATIONS AT USER'S OWN RISK.

Resale of ST products with provisions different from the statements and/or technical features set forth in this document shall immediately void any warranty granted by ST for the ST product or service described herein and shall not create or extend in any manner whatsoever, any liability of ST.

ST and the ST logo are trademarks or registered trademarks of ST in various countries.

Information in this document supersedes and replaces all information previously supplied.

The ST logo is a registered trademark of STMicroelectronics. All other names are the property of their respective owners.

© 2008 STMicroelectronics - All rights reserved

STMicroelectronics group of companies

Australia - Belgium - Brazil - Canada - China - Czech Republic - Finland - France - Germany - Hong Kong - India - Israel - Italy - Japan - Malaysia - Malta - Morocco - Singapore - Spain - Sweden - Switzerland - United Kingdom - United States of America

www.st.com

Данный компонент на территории Российской Федерации

Вы можете приобрести в компании MosChip.

Для оперативного оформления запроса Вам необходимо перейти по данной ссылке:

<http://moschip.ru/get-element>

Вы можете разместить у нас заказ для любого Вашего проекта, будь то серийное производство или разработка единичного прибора.

В нашем ассортименте представлены ведущие мировые производители активных и пассивных электронных компонентов.

Нашей специализацией является поставка электронной компонентной базы двойного назначения, продукции таких производителей как XILINX, Intel (ex.ALTERA), Vicor, Microchip, Texas Instruments, Analog Devices, Mini-Circuits, Amphenol, Glenair.

Сотрудничество с глобальными дистрибьюторами электронных компонентов, предоставляет возможность заказывать и получать с международных складов практически любой перечень компонентов в оптимальные для Вас сроки.

На всех этапах разработки и производства наши партнеры могут получить квалифицированную поддержку опытных инженеров.

Система менеджмента качества компании отвечает требованиям в соответствии с ГОСТ Р ИСО 9001, ГОСТ РВ 0015-002 и ЭС РД 009

Офис по работе с юридическими лицами:

105318, г.Москва, ул.Щербаковская д.3, офис 1107, 1118, ДЦ «Щербаковский»

Телефон: +7 495 668-12-70 (многоканальный)

Факс: +7 495 668-12-70 (доб.304)

E-mail: info@moschip.ru

Skype отдела продаж:

moschip.ru

moschip.ru_4

moschip.ru_6

moschip.ru_9