

Non-Lighted and Lighted Rocker Switch

Features

- Unique leaf spring mechanism suppresses heat generation to improve safety during long power application
- Original forcible separation ensures positive contact separation, under severe conditions
- Neon lamp allows switch to be directly applied with supply voltage
- Double-break contacts with gap of 3mm incorporated in nonflammable housing
- Abundant variations of rockers and flanges allowing selection of the type best suited to the equipment where mounted
- UL, CSA, and VDE approved



See page 323

Ordering Information

Classification	Lighted (Neon lamps)								
	Nonlighted			100 to 125 VAC			200 to 240 VAC		
Flange color	White	Black	Gray	White	Black	Gray	White	Black	Gray
Lever color									
White	A8A-201	A8A-201-1	A8A-201-2	—	—	—	—	—	—
Red	A8A-202	A8A-202-1	A8A-202-2	A8A-212	A8A-212-1	A8A-212-2	A8A-222	A8A-222-1	A8A-222-2
Green	A8A-203	A8A-203-1	A8A-203-2	A8A-213	A8A-213-1	A8A-213-2	A8A-223	A8A-223-1	A8A-223-2
Blue	A8A-204	A8A-204-1	A8A-204-2	—	—	—	—	—	—
Yellow	A8A-205	A8A-205-1	A8A-205-2	—	—	—	—	—	—
Orange	—	—	—	A8A-216	A8A-216-1	A8A-216-2	A8A-226	A8A-226-1	A8A-226-2
Black	A8A-207	A8A-207-1	A8A-207-2	—	—	—	—	—	—

Specifications

Contact ratings

Item	Noninductive load (A)		Inductive load (A)		Inrush current
	Resistive load	Lamp load	Inductive load	Motor load	
Rated voltage					
125 VAC	16	10	16	16	100 A max.
250 VAC	16	10	8	16	

- Note: 1. The values in this table indicate the steady-state currents.
 2. Inductive load has a power factor of 0.4 min. (AC) and a time constant of 7msec max. (DC).
 3. Lamp load has an inrush current of 10 times the steady-state current, while motor load has an inrush current of 6 times the steady-state current.

Neon lamp ratings

Type	Rated voltage (VAC)	Set current (mA)
A8A-21□□	100	1.5
A8A-22□□	220	1.5

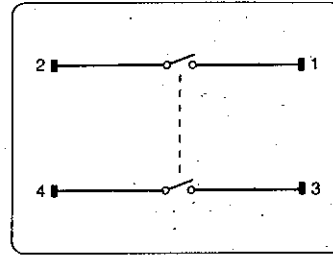
- Note: 1. The service life is 15,000 hours min.
 2. LED lamps are also available in red. Use part number A8A-252-1.

Contact Form

Lighted



Non-lighted



Characteristics

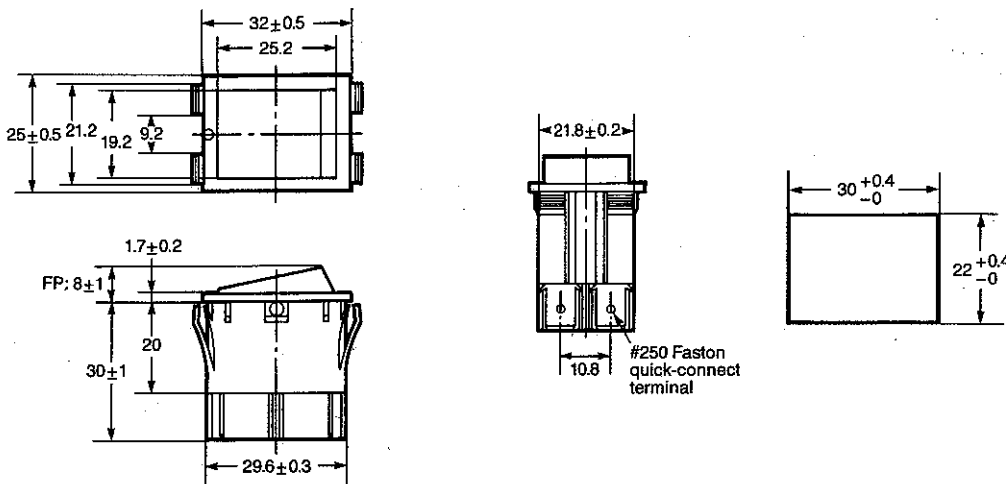
(Data shown are of initial value)

Operating speed	0.5 to 500 mm/sec
Operating frequency	Mechanical: 30 operations/min. max. Electrical: 20 operations/min. max.
Insulation resistance	100 MΩ min. (at 500 VDC)
Contact resistance	20 mΩ max. 6V / 1A
Dielectric strength	2,000 VAC, 50/60 Hz for 1 minute between terminals of same polarity 2,000 VAC, 50/60 Hz for 1 minute between terminals of different polarity* and also between each terminal and ground
Vibration	Malfunction durability: 10 to 55 Hz; 1.5 mm double amplitude
Shock	Malfunction durability: 200 m/sec ² (approx. 20G's) Mechanical durability: 500 m/sec ² (approx. 50G's)
Ambient temperature	Operating: -20° to +50°C
Humidity	45 to 85% RH
Service life	Mechanical: 40,000 operations min. Electrical: 20,000 operations min.
Weight	Non-lighted type: Approx. 15 g Lighted type: Approx. 16 g

Note: 1. *The dielectric strength of the lighted type between terminals of different polarity is excluded.

Dimensions

[Unit: mm]



Operating characteristics

OF max.	200 g
FP	8±1 mm
OP	5±1 mm

Note: 1. Recommended panel thickness is 1.0 to 3.0 mm.

Approved by Standards   

Note that the rated values approved by each of the safety standards (e.g., UL, CSA) may be different from the performance characteristics individually defined in this catalog.

UL (File No. E41515)/CSA (File No. LR45258-32)/VDE (File No. 51979)

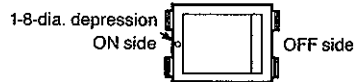
Hints on Correct Use**Mounting**

The A8A can be mounted on a panel by one-touch. Mount the switch on the panel with the specified cutout dimensions and thickness. Do not use a warped panel or one with a protruding seam.

A mark (1.8-dia. depression) is provided on the case flange to indicate the ON side of the switch. Use this mark for reference when mounting the switch.

Wiring

The terminal Nos. 1 and 3 of the lighted type are at the primary side. The neon lamp of the lighted type illuminates when the switch is turned ON and extinguishes when it is turned OFF.



Данный компонент на территории Российской Федерации

Вы можете приобрести в компании MosChip.

Для оперативного оформления запроса Вам необходимо перейти по данной ссылке:

<http://moschip.ru/get-element>

Вы можете разместить у нас заказ для любого Вашего проекта, будь то серийное производство или разработка единичного прибора.

В нашем ассортименте представлены ведущие мировые производители активных и пассивных электронных компонентов.

Нашей специализацией является поставка электронной компонентной базы двойного назначения, продукции таких производителей как XILINX, Intel (ex.ALTERA), Vicor, Microchip, Texas Instruments, Analog Devices, Mini-Circuits, Amphenol, Glenair.

Сотрудничество с глобальными дистрибьюторами электронных компонентов, предоставляет возможность заказывать и получать с международных складов практически любой перечень компонентов в оптимальные для Вас сроки.

На всех этапах разработки и производства наши партнеры могут получить квалифицированную поддержку опытных инженеров.

Система менеджмента качества компании отвечает требованиям в соответствии с ГОСТ Р ИСО 9001, ГОСТ РВ 0015-002 и ЭС РД 009

Офис по работе с юридическими лицами:

105318, г.Москва, ул.Щербаковская д.3, офис 1107, 1118, ДЦ «Щербаковский»

Телефон: +7 495 668-12-70 (многоканальный)

Факс: +7 495 668-12-70 (доб.304)

E-mail: info@moschip.ru

Skype отдела продаж:

moschip.ru

moschip.ru_4

moschip.ru_6

moschip.ru_9