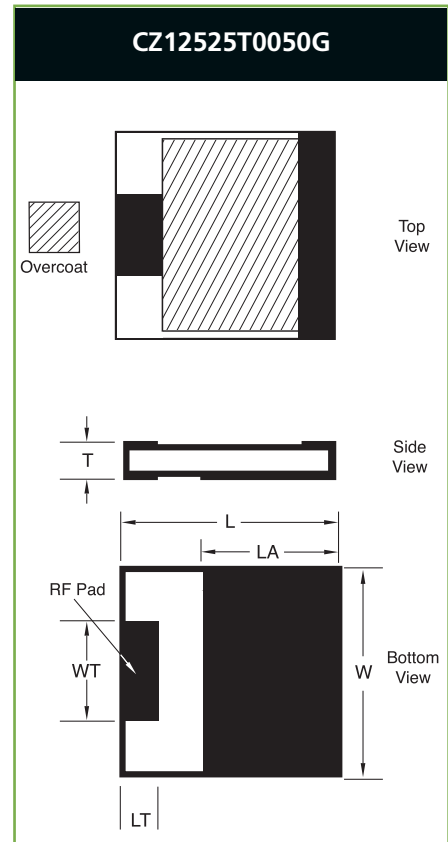
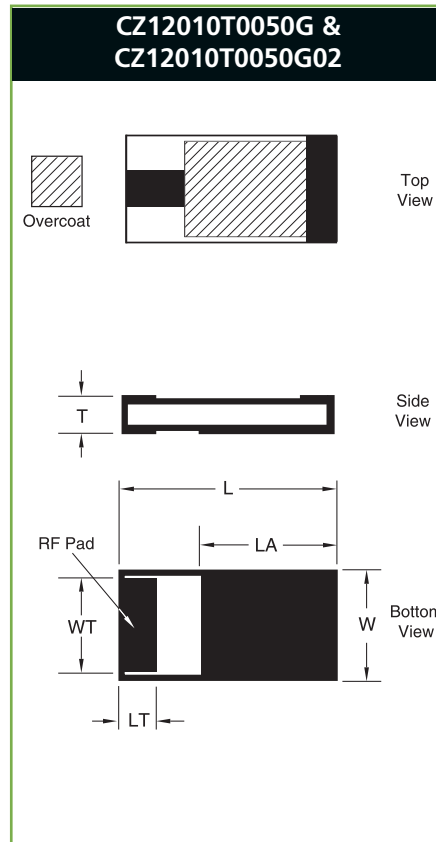


## Surface Mount Chip Terminations

### Style CZ1

#### General Specifications

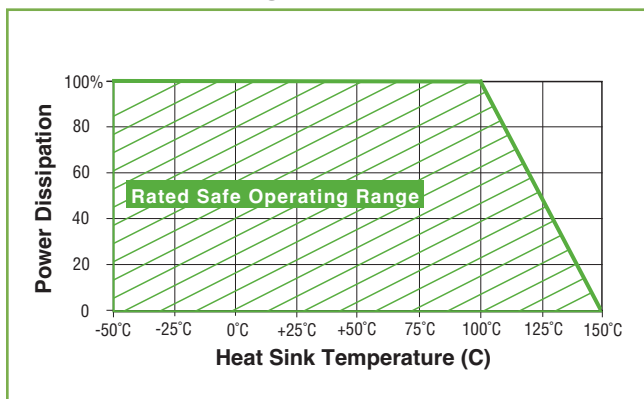
- **Nominal Impedance:** 50  $\Omega$
- **Resistive Tolerance:**  $\pm 2\%$  standard
- **Operating Temp Range:** -55 to +150°C
- **Temperature Coefficient:**  $\pm 150$  ppm/°C
- **Resistive Elements:** Tantalum, Thin Film Processed
- **Substrate Material:** Aluminum Nitride
- **Terminals:** Silver over Nickel
- **Lead-Free, RoHS Compliant**
- **Reliability:** MIL-PRF-55342
- **Tape and Reel Specifications:** See Page 39 of full Resistive Products Catalog



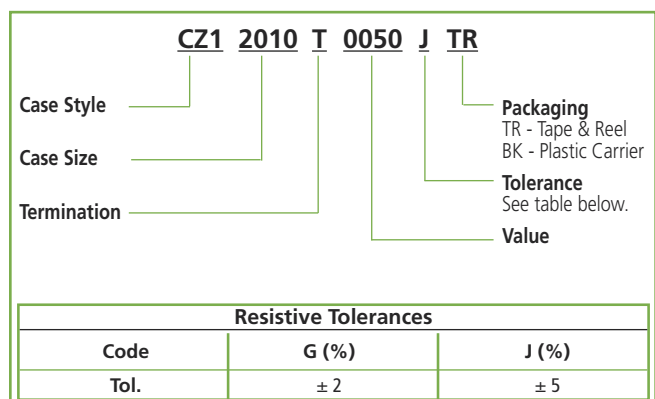
ATC Part Number	W $\pm .010$	L $\pm .010$	T $\pm .005$	LT $\pm .005$	WT $\pm .005$	LA $\pm .005$	Frequency Range (GHz)	VSWR (Typ.)	Power Max* (Watts)
CZ12010T0050G	.100	.200	.040	.040	.090	.115	DC - 3.0	1.20:1	10W
CZ12010T0050G02	.100	.200	.040	.020	.090	.140	DC - 3.0	1.20:1	10W
CZ12525T0050G	.245	.245	.040	.030	.125	.170	DC - 4.0	1.25:1	20W

\* Test Condition: Chip soldered to a via patch on a 30-mil-thick Rogers RO4350 board; Land surfaces at 100° C; maximum rated power applied. Specification: The resistance of the film shall change no more than 0.5% during and after a 1000-hr. Burn-in per Mil-PRF-55342.

## Power Derating



## ATC Part Number Code



Sales of ATC products are subject to the terms and conditions contained in American Technical Ceramics Corp. Terms and Conditions of Sale (ATC document #001-992 Rev. B 12/05). Copies of these terms and conditions will be provided upon request. They may also be viewed on ATC's website at [www.atceramics.com/productfinder/default.asp](http://www.atceramics.com/productfinder/default.asp). Click on the link for Terms and Conditions of Sale.

ATC has made every effort to have this information as accurate as possible. However, no responsibility is assumed by ATC for its use, nor for any infringements of rights of third parties which may result from its use. ATC reserves the right to revise the content or modify its product without prior notice.

© 2012 American Technical Ceramics Corp. All Rights Reserved.

Excerpt from ATC # 001-944; Rev. T, 6/14

**A M E R I C A N T E C H N I C A L C E R A M I C S**

ATC North America  
sales@atceramics.com

ATC Europe  
sales@atceramics.com

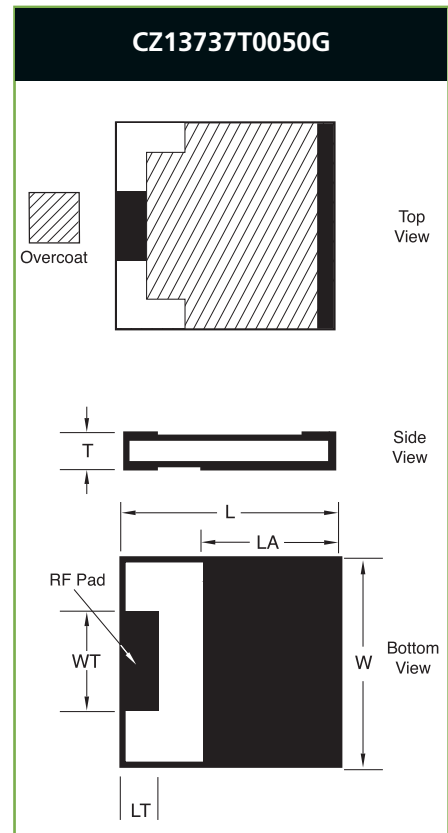
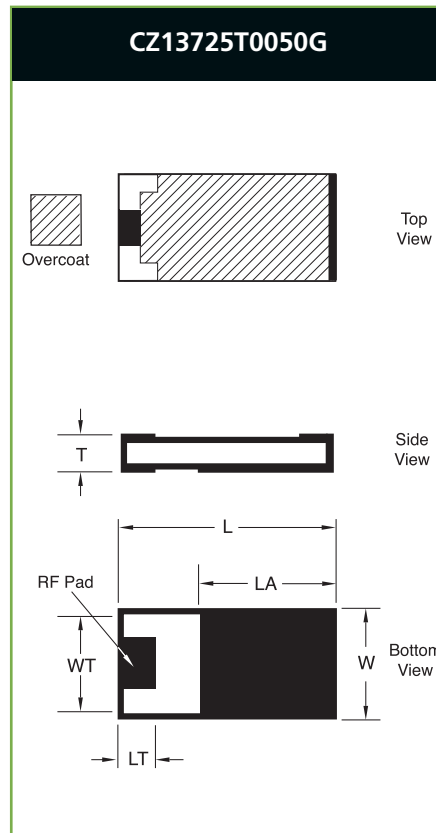
ATC Asia  
sales@atceramics-asia.com

[www.atceramics.com](http://www.atceramics.com)

## Surface Mount Chip Terminations Style CZ1

### General Specifications

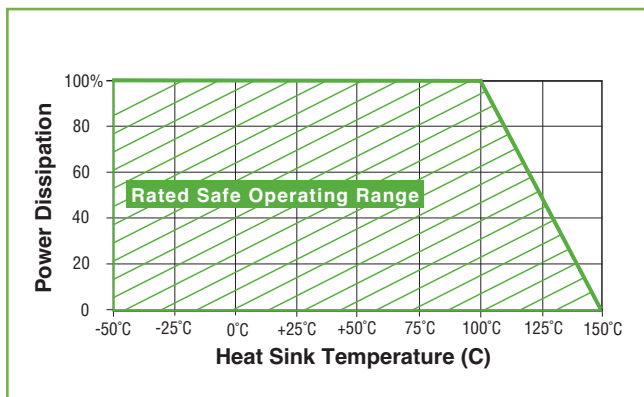
- **Nominal Impedance:** 50 Ω
- **Resistive Tolerance:** ±2% standard
- **Operating Temp Range:** -55 to +150°C
- **Temperature Coefficient:** ±150 ppm/°C
- **Resistive Elements:** Tantalum, Thin Film Processed
- **Substrate Material:** Aluminum Nitride
- **Terminals:** Silver over Nickel
- **Lead-Free, RoHS Compliant**
- **Reliability:** MIL-PRF-55342
- **Tape and Reel Specifications:** See Page 39 of full Resistive Products Catalog



ATC Part Number	W ±.010	L ±.010	T ±.005	LT ±.005	WT ±.005	LA ±.005	Frequency Range (GHz)	VSWR (Typ.)	Power Max* (Watts)
CZ13725T0050G	.250	.375	.040	.050	.125	.260	DC - 2.2	1.20:1	30W
CZ13737T0050G	.370	.370	.040	.050	.125	.275	DC - 3.0	1.25:1	40W

\* Test Condition: Chip soldered to a via patch on a 30-mil-thick Rogers RO4350 board; Land surfaces at 100° C; maximum rated power applied. Specification: The resistance of the film shall change no more than 0.5% during and after a 1000-hr. Burn-in per Mil-PRF-55342.

## Power Derating



## ATC Part Number Code

**CZ1 2010 T 0050 J TR**

Case Style ———— CZ1  
Case Size ———— 2010  
Termination ———— T

Value ———— 0050  
Tolerance ———— J  
Packaging ———— TR

Packaging  
TR - Tape & Reel  
BK - Plastic Carrier

Tolerance  
See table below.

Resistive Tolerances		
Code	G (%)	J (%)
Tol.	± 2	± 5

Sales of ATC products are subject to the terms and conditions contained in American Technical Ceramics Corp. Terms and Conditions of Sale (ATC document #001-992 Rev. B 12/05). Copies of these terms and conditions will be provided upon request. They may also be viewed on ATC's website at [www.atceramics.com/productfinder/default.asp](http://www.atceramics.com/productfinder/default.asp). Click on the link for Terms and Conditions of Sale.

ATC has made every effort to have this information as accurate as possible. However, no responsibility is assumed by ATC for its use, nor for any infringements of rights of third parties which may result from its use. ATC reserves the right to revise the content or modify its product without prior notice.

© 2012 American Technical Ceramics Corp. All Rights Reserved.

Excerpt from ATC # 001-944; Rev. U, 11/14

# Mouser Electronics

Authorized Distributor

Click to View Pricing, Inventory, Delivery & Lifecycle Information:

[American Technical Ceramics \(ATC\):](#)

[CZ12010T0050GTR](#) [CZ12525T0050GTR](#) [CZ13725T0050GTR](#) [CZ13737T0050GTR](#) [CZ12525T0050GBK](#)

## Данный компонент на территории Российской Федерации

### Вы можете приобрести в компании MosChip.

Для оперативного оформления запроса Вам необходимо перейти по данной ссылке:

<http://moschip.ru/get-element>

Вы можете разместить у нас заказ для любого Вашего проекта, будь то серийное производство или разработка единичного прибора.

В нашем ассортименте представлены ведущие мировые производители активных и пассивных электронных компонентов.

Нашей специализацией является поставка электронной компонентной базы двойного назначения, продукции таких производителей как XILINX, Intel (ex.ALTERA), Vicor, Microchip, Texas Instruments, Analog Devices, Mini-Circuits, Amphenol, Glenair.

Сотрудничество с глобальными дистрибьюторами электронных компонентов, предоставляет возможность заказывать и получать с международных складов практически любой перечень компонентов в оптимальные для Вас сроки.

На всех этапах разработки и производства наши партнеры могут получить квалифицированную поддержку опытных инженеров.

Система менеджмента качества компании отвечает требованиям в соответствии с ГОСТ Р ИСО 9001, ГОСТ РВ 0015-002 и ЭС РД 009

### Офис по работе с юридическими лицами:

105318, г.Москва, ул.Щербаковская д.3, офис 1107, 1118, ДЦ «Щербаковский»

Телефон: +7 495 668-12-70 (многоканальный)

Факс: +7 495 668-12-70 (доб.304)

E-mail: [info@moschip.ru](mailto:info@moschip.ru)

Skype отдела продаж:

moschip.ru

moschip.ru\_4

moschip.ru\_6

moschip.ru\_9