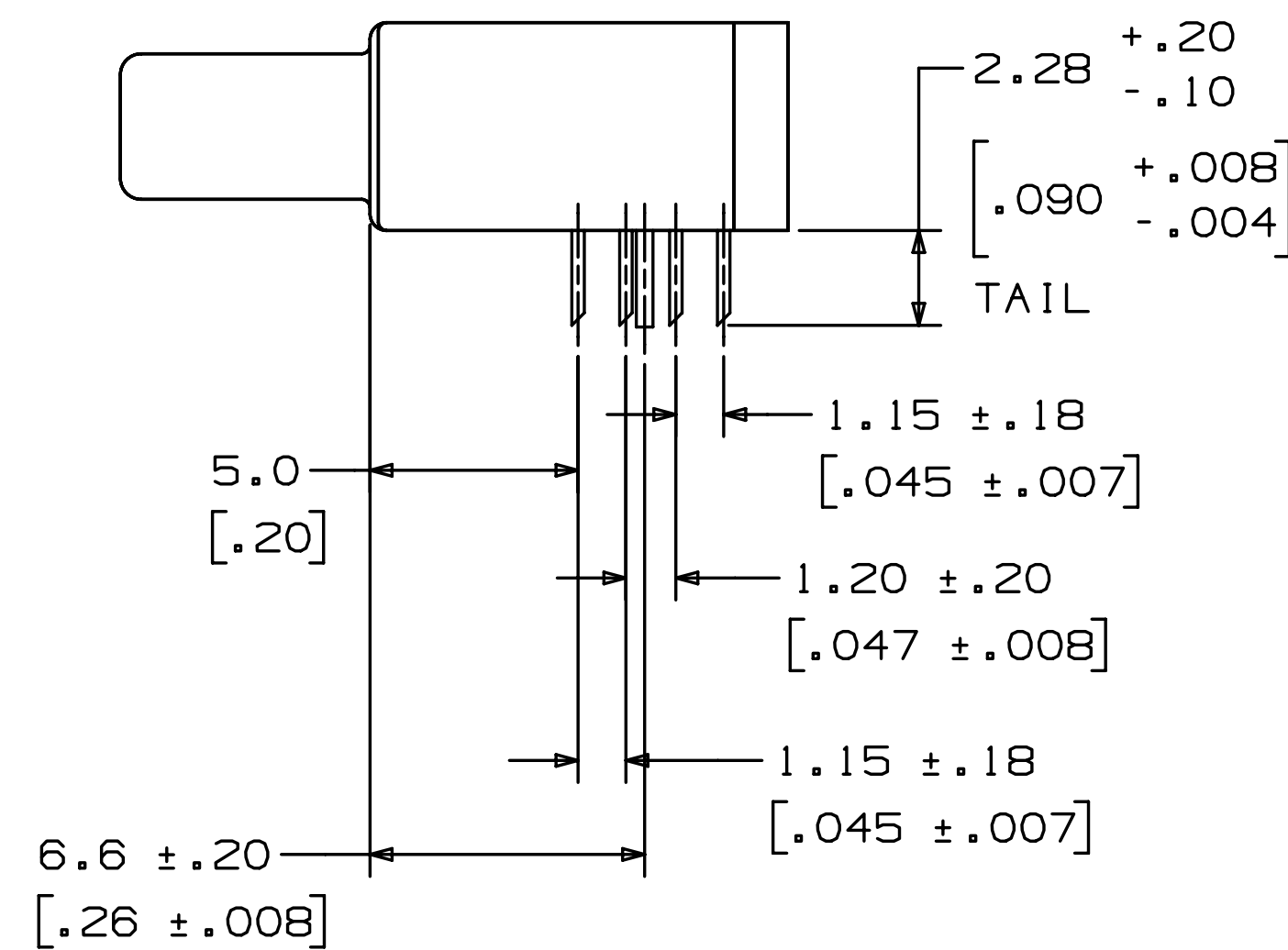
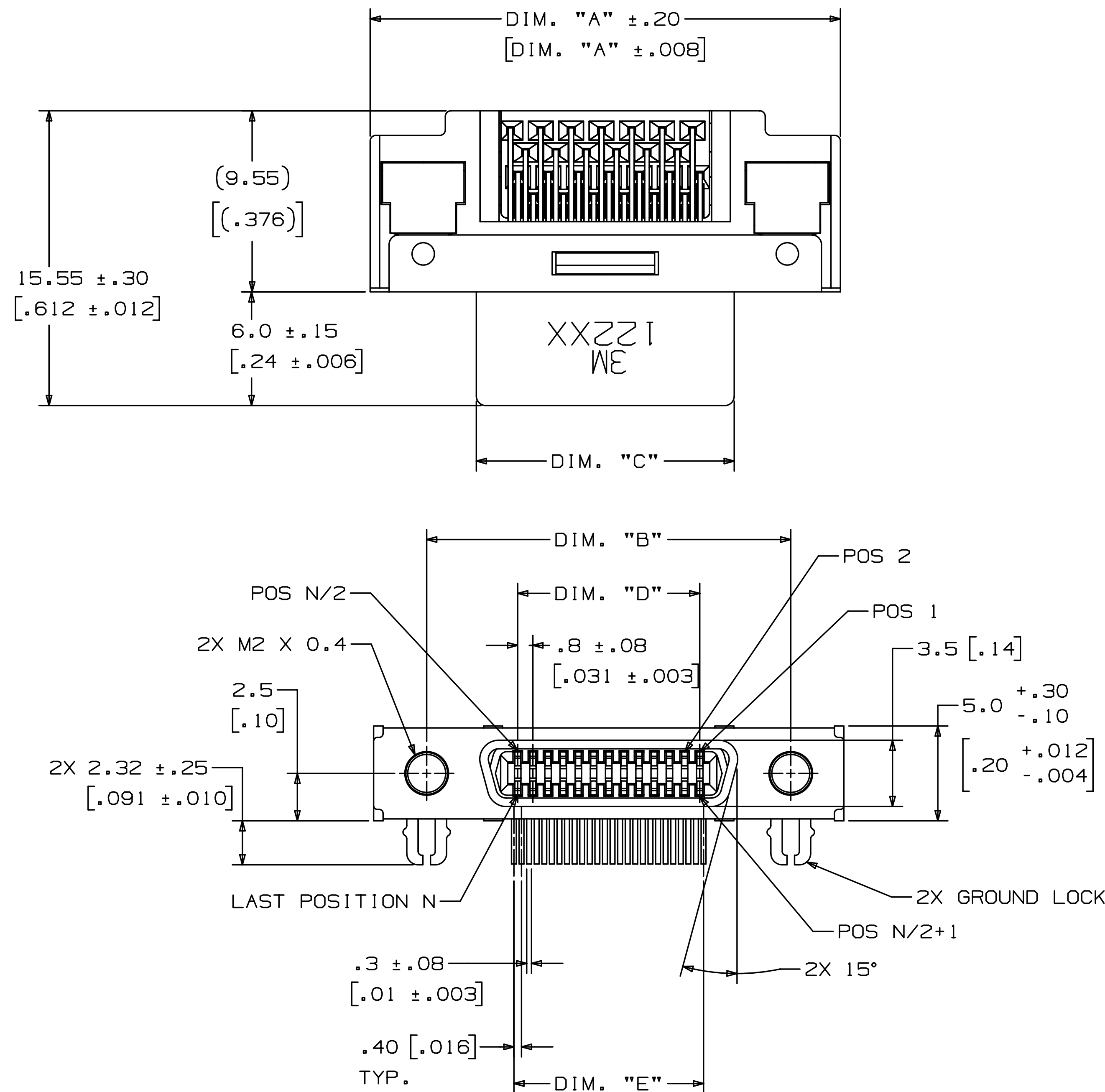


3M™ Shrunk Delta Ribbon (SDR) Connectors, 122 Series
 .80 mm Through-Hole, Right Angle Receptacle, Shielded



- NOTES
- MATERIAL:
 INSULATION: HIGH TEMPERATURE NYLON
 COLOR: BLACK, UL94V-0

 CONTACT: COPPER ALLOY
 PLATING:
 UNDERPLATE: 2μm [80μ"] NICKEL
 WIPING AREA: .76μm [30μ"] GOLD
 TERMINATION AREA: GOLD FLASH OVER NICKEL

 SHROUD & LATCH HOOK: STEEL
 PLATING: NICKEL

 GROUND LOCK: COPPER ALLOY
 PLATING: SEMI-BRIGHT TIN OVER NICKEL

 LOCK SCREW: STEEL
 PLATING: NICKEL

 ALIGNMENT PLATE: PPS
 COLOR: BLACK, UL94V-0
 - MARKING: 3M LOGO AND PART NUMBER.
 - ELECTRICAL:
 CURRENT RATING: 0.5 A
 INSULATION RESISTANCE: 500 MΩ MIN AT 250 V_{DC}
 WITHSTANDING VOLTAGE: 350 V_{AC} FOR 1 MINUTE
 - ENVIRONMENTAL:
 TEMPERATURE RATING:
 -40° C TO +70° C
 PROCESS RATING:
 REFLOW: PREHEAT 150° TO 180° C,
 90 TO 120 SECONDS
 SOLDERING: OVER 220° C,
 30 TO 60 SECONDS, PEAK TEMPERATURE
 IS 250° C MAX.
 SOLDER IRON: 380° C MAX, 3 SECONDS MAX.
 WAVE SOLDERING: 260° C, 10 SECONDS, 2 TIMES
 OR 263° C, 5 SECONDS, 2 TIMES.
 * PRE-HEAT CONDITION:
 TEMP OF COMPONENTS: 100° C MAX.
 DURATION: 60 SECONDS MAX.
 - IN THE EVENT OF CONFLICT BETWEEN THIS DATA AND THAT CONTAINED IN THE PRODUCT SPECIFICATION, THE PRODUCT SPECIFICATION TAKES PRECEDENT.
 - FOR VARIOUS PANEL THICKNESS JACKSOCKETS REFER TO TS-0142.
 - SEE REGULATORY INFORMATION APPENDIX (RIA) IN THE "RoHS COMPLIANCE" SECTION OF WWW.3MCONNECTOR.COM FOR COMPLIANCE INFORMATION.

POSITION	DIM. "A"	DIM. "B"	DIM. "C"	DIM. "D"	DIM. "E"
14	20.0 [.79]	14.4 [.57]	8.8 [.35]	4.8 [.19]	5.2 [.20]
26	24.8 [.98]	19.2 [.76]	13.6 [.54]	9.6 [.38]	10.0 [.39]
50	34.4 [1.35]	28.8 [1.13]	23.2 [.91]	19.2 [.76]	19.6 [.77]

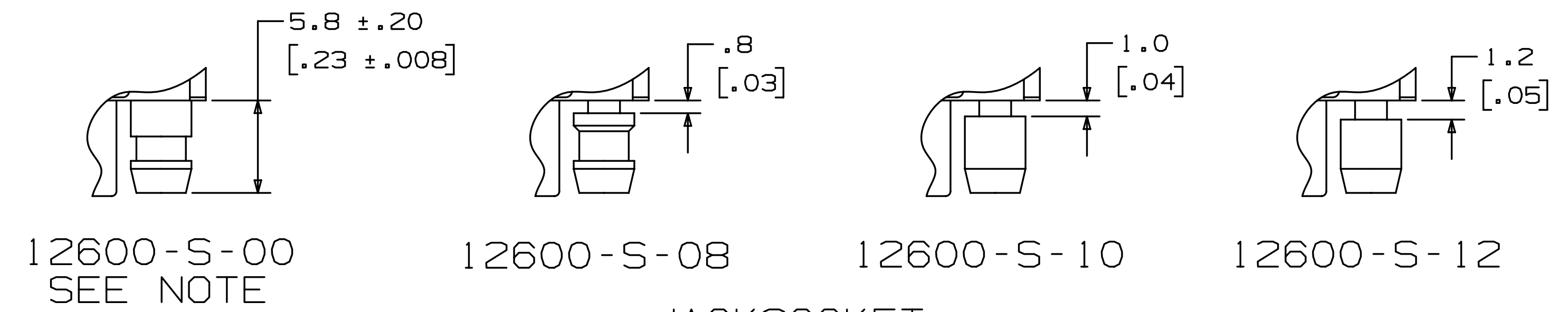
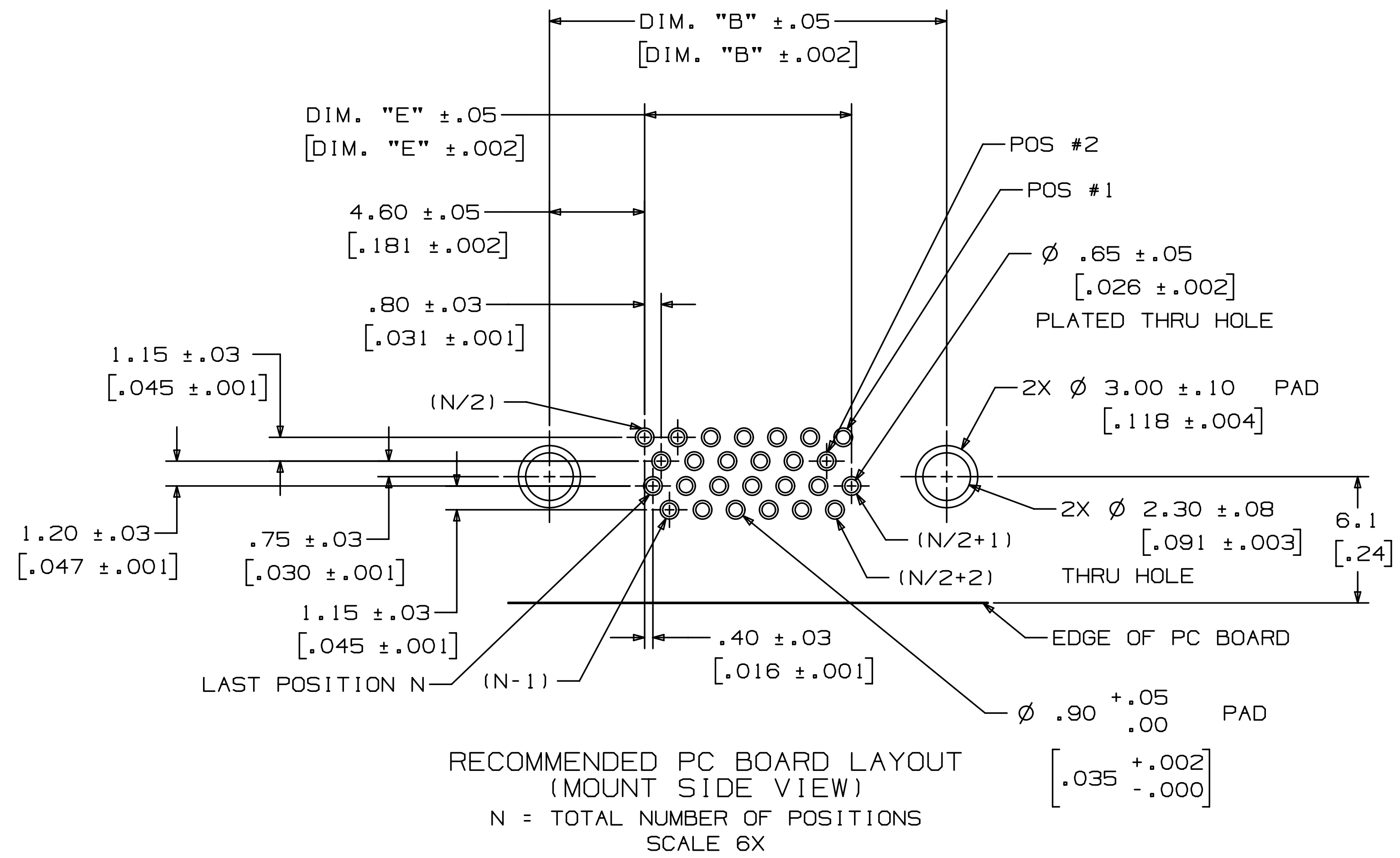
CONNECTOR DIMENSION TABLE
 TABLE 1

DIMENSIONS ARE IN MM.
 SECONDARY ARE IN [INCHES]
 AND ARE FOR REFERENCE ONLY

DESIGN REFERENCE	NEXT ASSEMBLY	REV	ECO	ISSUE DATE AND DESCRIPTION	DRFT	CHKD
				JAN 05, 2011	JNC	SC
DESIGNER		DATE		APPV		DATE
CASTIGLIONE		JAN 05, 2011		B. CRONCH		JAN 12, 2011
DIVISION CODE		DIVISION CODE		DATE		
Interconnect Solutions		ISD		DATE		
DO NOT SCALE DRAWING	SCALE 1	TOLERANCES EXCEPT AS NOTED		DATE		
THIRD ANGLE PROJECTION		INCHES		DATE		
INTERPRET PER ASME Y14.5 - 1994		MILLIMETERS		DATE		
MAX SURFACE ROUGHNESS		INCHES		DATE		
MARKED SURFACES		MILLIMETERS		DATE		
MARKED ONLY		ANGLES		DATE		
TITLE				CAGE SIZE DRAWING NO.		
3M SHRUNK DELTA RIBBON (SDR) CONN. 122XX-51X0-00FR				NUMBER D 78-5100-2124-5 E		
MODEL				REV.		
122XX-51X0-00				SHT 1 OF 2		



3M™ Shrunk Delta Ribbon (SDR) Connectors, 122 Series
 .80 mm Through-Hole, Right Angle Receptacle, Shielded



NOTE: JACKSOCKET 12600-S-00 COMES FACTORY INSTALLED IN CONNECTOR 122XX-5150-00FR. IT IS FIXED WITH THREAD LOCKING ADHESIVE AND CANNOT BE REMOVED.

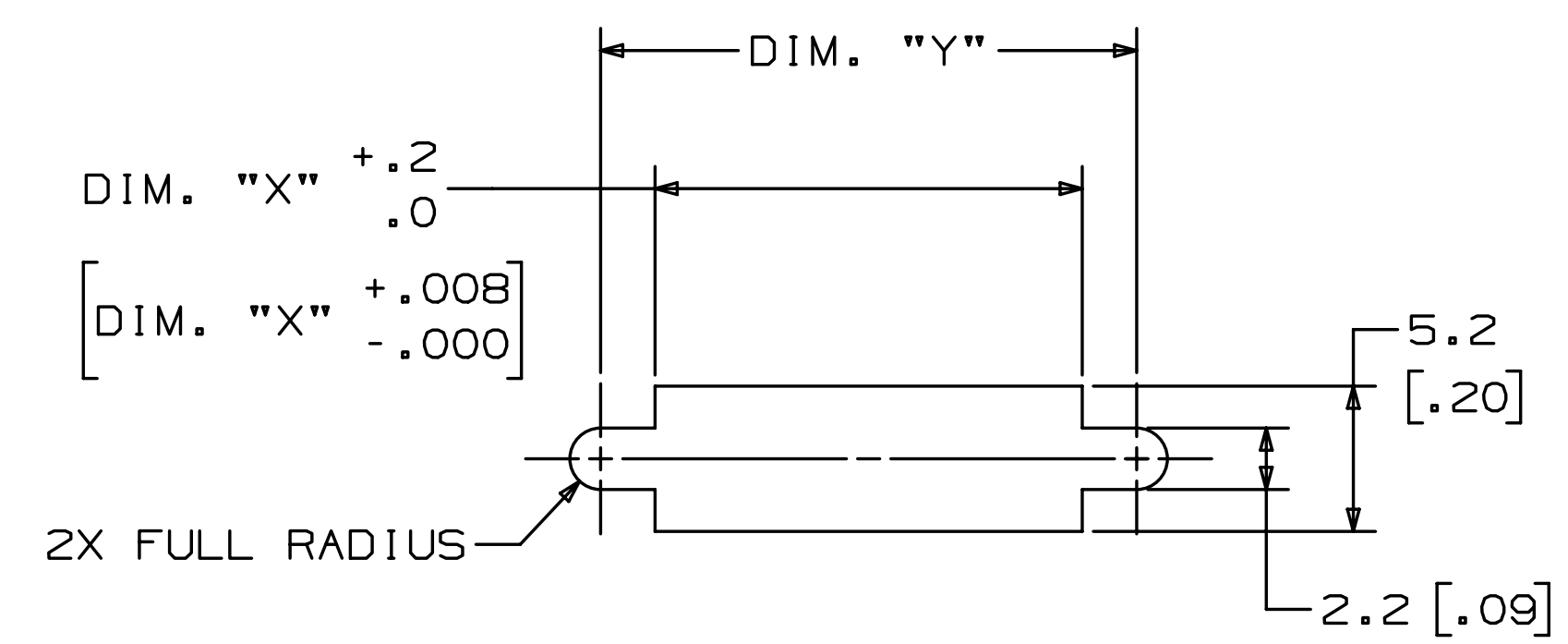
PANEL THICKNESS	CONNECTOR	JACKSOCKET
NO PANEL	122XX-5150-00FR	FACTORY INSTALLED (SEE NOTE)
0.8±0.1MM	122XX-5100-00FR	12600-S-08 (ORDER SEPARATELY)
1.0±0.1MM	122XX-5100-00FR	12600-S-10 (ORDER SEPARATELY)
1.2±0.1MM	122XX-5100-00FR	12600-S-12 (ORDER SEPARATELY)

SELECTION TABLE FOR PANEL MOUNTING
 TABLE 3

ORDERING INFORMATION:
 122XX-51X0-00FR

CONTACT QUANTITY (SEE TABLE 1)

SCREW LOCK OPTION: (SEE TABLE 3)
 0=NONE (RIA E1 & C1 APPLY)
 5=WITH 12600-S-00 NON-REMOVABLE SCREW LOCK (RIA E5 & C3 APPLY)



RECOMMENDED PANEL CUT-OUT
 (MAXIMUM PANEL THICKNESS 1.2MM)

POSITION	DIM. "X"	DIM. "Y"
14	10.5 [.41]	14.4 [.57]
26	15.3 [.60]	19.2 [.76]
50	24.9 [.98]	28.8 [1.13]

RECOMMENDED PANEL CUT-OUT DIMENSION TABLE
 TABLE 2

DESIGN REFERENCE	NEXT ASSEMBLY	REV	ECO	ISSUE DATE AND DESCRIPTION	DRFT	CHKD
				JAN 05, 2011	JNC	SC
DISTRIBUTION CODE		DRFT	CASTIGLIONE	DATE	DATE	DATE
		CHKD		JAN 05, 2011		JAN 12, 2011
DIVISION	DIVISION CODE	© 3M COPYRIGHT 2011				
Interconnect Solutions	ISD	This document and the information it contains are 3M property and may not be reproduced or further distributed without 3M permission, or used or disclosed other than for 3M authorized purposes. All rights reserved.				
DO NOT SCALE DRAWING	SCALE 4/1	TOLERANCES EXCEPT AS NOTED				
		INCHES				
		.0 ±.006				
		.00 ±.006				
		.0000 ±.005				
		MILLIMETERS				
		0 ±.15				
		.00 ±.15				
		.000 ±.13				
INTERPRET PER ASME Y14.5 - 1994		CAGE NUMBER				
		D 78-5100-2124-5				
MAX SURFACE ROUGHNESS		MODEL				
MARKED SURFACES		122XX-51X0-00				
MARKED ONLY		REV. E				
		SHT 2 OF 2				

Данный компонент на территории Российской Федерации

Вы можете приобрести в компании MosChip.

Для оперативного оформления запроса Вам необходимо перейти по данной ссылке:

<http://moschip.ru/get-element>

Вы можете разместить у нас заказ для любого Вашего проекта, будь то серийное производство или разработка единичного прибора.

В нашем ассортименте представлены ведущие мировые производители активных и пассивных электронных компонентов.

Нашей специализацией является поставка электронной компонентной базы двойного назначения, продукции таких производителей как XILINX, Intel (ex.ALTERA), Vicor, Microchip, Texas Instruments, Analog Devices, Mini-Circuits, Amphenol, Glenair.

Сотрудничество с глобальными дистрибьюторами электронных компонентов, предоставляет возможность заказывать и получать с международных складов практически любой перечень компонентов в оптимальные для Вас сроки.

На всех этапах разработки и производства наши партнеры могут получить квалифицированную поддержку опытных инженеров.

Система менеджмента качества компании отвечает требованиям в соответствии с ГОСТ Р ИСО 9001, ГОСТ РВ 0015-002 и ЭС РД 009

Офис по работе с юридическими лицами:

105318, г.Москва, ул.Щербаковская д.3, офис 1107, 1118, ДЦ «Щербаковский»

Телефон: +7 495 668-12-70 (многоканальный)

Факс: +7 495 668-12-70 (доб.304)

E-mail: info@moschip.ru

Skype отдела продаж:

moschip.ru

moschip.ru_4

moschip.ru_6

moschip.ru_9