


72R Series



**Description**

The 72R Series is designed to provide overcurrent protection to 72Vdc maximum voltage with a maximum 40A short circuit rating.

**Features**

- 72Vdc max voltage w/max 40A short circuit rating
- RoHS compliant, Lead-Free and Halogen Free\*
- Resettable feature
- Ideal for a broad range of general electronics using a low voltage power supply

**Applications**

- Load protection on wide range of low voltage power supplies
- Computers
- Computer peripherals
- General electronics

**Agency Approvals**

| AGENCY | AGENCY FILE NUMBER |
|--------|--------------------|
|        | E183209            |
|        | R50119318          |

**Electrical Characteristics**

| Part Number | I <sub>hold</sub> (A) | I <sub>trip</sub> (A) | V <sub>max</sub> (Vdc) | I <sub>max</sub> (A) | P <sub>d</sub> typ. (W) | Maximum Time To Trip |             | Resistance           |                       | Agency Approvals |   |
|-------------|-----------------------|-----------------------|------------------------|----------------------|-------------------------|----------------------|-------------|----------------------|-----------------------|------------------|---|
|             |                       |                       |                        |                      |                         | Current (A)          | Time (Sec.) | R <sub>min</sub> (Ω) | R <sub>1max</sub> (Ω) |                  |   |
| 72R020X     | 0.20                  | 0.40                  | 72                     | 40                   | 0.41                    | 1.00                 | 2.20        | 1.830                | 4.400                 | X                | X |
| 72R025X     | 0.25                  | 0.50                  | 72                     | 40                   | 0.45                    | 1.25                 | 2.50        | 1.250                | 3.000                 | X                | X |
| 72R030X     | 0.30                  | 0.60                  | 72                     | 40                   | 0.49                    | 1.50                 | 3.00        | 0.880                | 2.100                 | X                | X |
| 72R040X     | 0.40                  | 0.80                  | 72                     | 40                   | 0.56                    | 2.00                 | 3.80        | 0.550                | 1.290                 | X                | X |
| 72R050X     | 0.50                  | 1.00                  | 72                     | 40                   | 0.77                    | 2.50                 | 4.00        | 0.500                | 1.170                 | X                | X |
| 72R065X     | 0.65                  | 1.30                  | 72                     | 40                   | 0.88                    | 3.25                 | 5.30        | 0.310                | 0.720                 | X                | X |
| 72R075X     | 0.75                  | 1.50                  | 72                     | 40                   | 0.92                    | 3.75                 | 6.30        | 0.250                | 0.600                 | X                | X |
| 72R090X     | 0.90                  | 1.80                  | 72                     | 40                   | 0.99                    | 4.50                 | 7.20        | 0.200                | 0.470                 | X                | X |
| 72R110X     | 1.10                  | 2.20                  | 72                     | 40                   | 1.50                    | 5.50                 | 8.20        | 0.150                | 0.380                 | X                | X |
| 72R135X     | 1.35                  | 2.70                  | 72                     | 40                   | 1.70                    | 6.75                 | 9.60        | 0.120                | 0.300                 | X                | X |
| 72R160X     | 1.60                  | 3.20                  | 72                     | 40                   | 1.90                    | 8.00                 | 11.40       | 0.090                | 0.220                 | X                | X |
| 72R185X     | 1.85                  | 3.70                  | 72                     | 40                   | 2.10                    | 9.25                 | 12.60       | 0.080                | 0.190                 | X                | X |
| 72R250X     | 2.50                  | 5.00                  | 72                     | 40                   | 2.50                    | 12.50                | 15.60       | 0.050                | 0.130                 | X                | X |
| 72R300X     | 3.00                  | 6.00                  | 72                     | 40                   | 2.80                    | 15.00                | 19.80       | 0.040                | 0.100                 | X                | X |
| 72R375X     | 3.75                  | 7.50                  | 72                     | 40                   | 3.20                    | 18.75                | 24.00       | 0.030                | 0.080                 | X                | X |

I<sub>hold</sub> = Hold current: maximum current device will pass without tripping in 20°C still air.

I<sub>trip</sub> = Trip current: minimum current at which the device will trip in 20°C still air.

V<sub>max</sub> = Maximum voltage device can withstand without damage at rated current (I<sub>max</sub>)

I<sub>max</sub> = Maximum fault current device can withstand without damage at rated voltage (V<sub>max</sub>)

P<sub>d</sub> = Power dissipated from device when in the tripped state at 20°C still air.

R<sub>min</sub> = Minimum resistance of device in initial (un-soldered) state.

R<sub>1max</sub> = Maximum resistance of device at 20°C measured one hour after tripping or reflow soldering of 260°C for 20 sec.

**Caution:** Operation beyond the specified rating may result in damage and possible arcing and flame.

\* Effective January 1, 2010, all 72R PTC products will be manufactured Halogen Free (HF). Existing Non-Halogen Free 72R PTC products may continue to be sold, until supplies are depleted.

### Temperature Derating

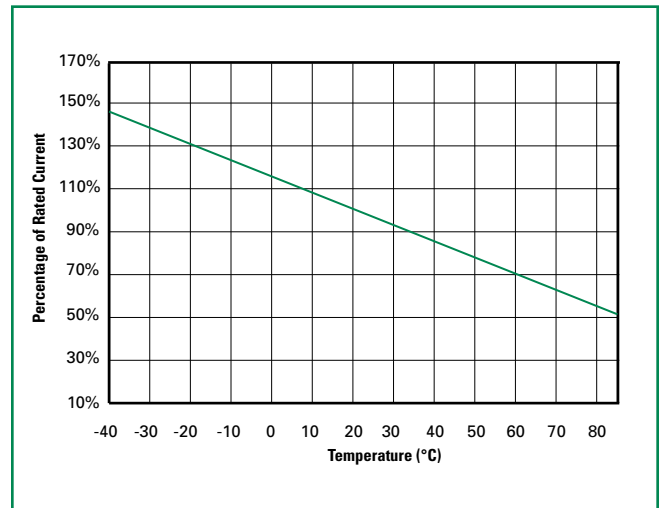
| Part Number | Ambient Operation Temperature |       |      |      |      |      |      |      |      |
|-------------|-------------------------------|-------|------|------|------|------|------|------|------|
|             | -40°C                         | -20°C | 0°C  | 20°C | 40°C | 50°C | 60°C | 70°C | 85°C |
|             | Hold Current (A)              |       |      |      |      |      |      |      |      |
| 72R020X     | 0.31                          | 0.27  | 0.24 | 0.20 | 0.16 | 0.14 | 0.13 | 0.11 | 0.08 |
| 72R025X     | 0.39                          | 0.34  | 0.30 | 0.25 | 0.20 | 0.18 | 0.16 | 0.14 | 0.10 |
| 72R030X     | 0.47                          | 0.41  | 0.36 | 0.30 | 0.24 | 0.22 | 0.19 | 0.16 | 0.12 |
| 72R040X     | 0.62                          | 0.54  | 0.48 | 0.40 | 0.32 | 0.29 | 0.25 | 0.22 | 0.16 |
| 72R050X     | 0.78                          | 0.68  | 0.60 | 0.50 | 0.41 | 0.36 | 0.32 | 0.27 | 0.20 |
| 72R065X     | 1.01                          | 0.88  | 0.77 | 0.65 | 0.53 | 0.47 | 0.41 | 0.35 | 0.26 |
| 72R075X     | 1.16                          | 1.02  | 0.89 | 0.75 | 0.61 | 0.54 | 0.47 | 0.41 | 0.30 |
| 72R090X     | 1.40                          | 1.22  | 1.07 | 0.90 | 0.73 | 0.65 | 0.57 | 0.49 | 0.36 |
| 72R110X     | 1.71                          | 1.50  | 1.31 | 1.10 | 0.89 | 0.79 | 0.69 | 0.59 | 0.44 |
| 72R135X     | 2.09                          | 1.84  | 1.61 | 1.35 | 1.09 | 0.97 | 0.85 | 0.73 | 0.54 |
| 72R160X     | 2.48                          | 2.18  | 1.90 | 1.60 | 1.30 | 1.15 | 1.01 | 0.86 | 0.64 |
| 72R185X     | 2.87                          | 2.52  | 2.20 | 1.85 | 1.50 | 1.33 | 1.17 | 1.00 | 0.74 |
| 72R250X     | 3.88                          | 3.40  | 2.98 | 2.50 | 2.03 | 1.80 | 1.58 | 1.35 | 1.00 |
| 72R300X     | 4.65                          | 4.08  | 3.57 | 3.00 | 2.43 | 2.16 | 1.89 | 1.62 | 1.20 |
| 72R375X     | 5.81                          | 5.10  | 4.46 | 3.75 | 3.04 | 2.70 | 2.36 | 2.03 | 1.50 |

### Average Time Current Curves



The average time current curves and Temperature Derating curve performance is affected by a number of variables, and these curves provided as guidance only. Customer must verify the performance in their application.

### Temperature Derating Curve



Note:  
Typical Temperature derating curve, refer to table for derating data

### Soldering Parameters - Wave Soldering

|                         |  |
|-------------------------|--|
| <b>Pre-Heating Zone</b> | <p>Refer to the condition recommended by the flux manufacturer.</p> <p>Max. ramping rate should not exceed 4°C/Sec.</p>  |
| <b>Soldering Zone</b>   | <p>Max. solder temperature should not exceed 260°C</p> <p>Time within 5°C of actual Max. solder temperature within 3 - 5 seconds</p> <p>Total time from 25°C room to Max. solder temperature within 5 minutes including Pre-Heating time</p> |
| <b>Cooling Zone</b>     | <p>Cooling by natural convection in air.</p> <p>Max. ramping down rate should not exceed 6°C/Sec.</p>  |



### Physical Specifications

|                                  |   |
|----------------------------------|---|
| <b>Lead Material</b>             | 0.20-0.40A: Tin-plated Copper clad steel<br>0.50-3.75A: Tin-plated Copper |
| <b>Soldering Characteristics</b> | Solderability per MIL-STD-202, Method 208                                 |
| <b>Insulating Material</b>       | Cured, flame retardant epoxy polymer meets UL 94V-0 requirements.         |
| <b>Lead Solderability</b>        | Marked with 'LF', voltage, current rating, and date code.                 |

### Environmental Specifications

|  |   |
|--|---|
| <b>Operating/Storage Temperature</b>                       | -40°C to +85°C  |
| <b>Maximum Device Surface Temperature in Tripped State</b> | 125°C   |
| <b>Passive Aging</b>                                       | +85°C, 1000 hours<br>-/+5% typical resistance change          |
| <b>Humidity Aging</b>                                      | +85°C, 85% R.H. 1000 hours<br>-/+5% typical resistance change |
| <b>Thermal Shock</b>                                       | +85°C to -40°C 10 times<br>-/+5% typical resistance change    |
| <b>Solvent Resistance</b>                                  | MIL-STD-202, Method 215                                       |
| <b>Moisture Sensitivity Level</b>                          | Level 1, J-STD-020  |

### Additional Information



**Datasheet**



**Resources**



**Samples**

### Dimensions

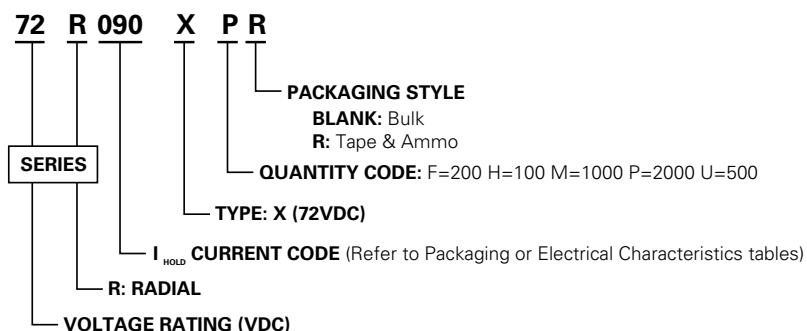


### Part Marking System



| Part Number | A      |       | B      |      | C      |      | D      |      | E      |      | F      |      | Physical Characteristics |      |          |
|-------------|--------|-------|--------|------|--------|------|--------|------|--------|------|--------|------|--------------------------|------|----------|
|             | Inches | mm    | Inches | mm   | Inches | mm   | Inches | mm   | Inches | mm   | Inches | mm   | Lead (dia)               |      | Material |
|             | Max.   | Max.  | Max.   | Max. | Typ.   | Typ. | Min.   | Min. | Max.   | Max. | Typ.   | Typ. | Inches                   | mm   |          |
| 72R020X     | 0.29   | 7.4   | 0.46   | 11.7 | 0.20   | 5.1  | 0.30   | 7.6  | 0.12   | 3.1  | 0.047  | 1.2  | 0.02                     | 0.51 | Sn/CuFe  |
| 72R025X     | 0.29   | 7.4   | 0.50   | 12.7 | 0.20   | 5.1  | 0.30   | 7.6  | 0.12   | 3.1  | 0.047  | 1.2  | 0.02                     | 0.51 | Sn/CuFe  |
| 72R030X     | 0.29   | 7.4   | 0.50   | 12.7 | 0.20   | 5.1  | 0.30   | 7.6  | 0.12   | 3.1  | 0.047  | 1.2  | 0.02                     | 0.51 | Sn/CuFe  |
| 72R040X     | 0.30   | 7.6   | 0.53   | 13.5 | 0.20   | 5.1  | 0.30   | 7.6  | 0.12   | 3.1  | 0.047  | 1.2  | 0.02                     | 0.51 | Sn/CuFe  |
| 72R050X     | 0.31   | 7.9   | 0.54   | 13.7 | 0.20   | 5.1  | 0.30   | 7.6  | 0.12   | 3.1  | 0.047  | 1.2  | 0.02                     | 0.51 | Sn/Cu    |
| 72R065X     | 0.37   | 9.4   | 0.57   | 14.5 | 0.20   | 5.1  | 0.30   | 7.6  | 0.12   | 3.1  | 0.047  | 1.2  | 0.02                     | 0.51 | Sn/Cu    |
| 72R075X     | 0.40   | 10.2  | 0.60   | 15.2 | 0.20   | 5.1  | 0.30   | 7.6  | 0.12   | 3.1  | 0.047  | 1.2  | 0.02                     | 0.51 | Sn/Cu    |
| 72R090X     | 0.44   | 11.2  | 0.62   | 15.8 | 0.20   | 5.1  | 0.30   | 7.6  | 0.12   | 3.1  | 0.047  | 1.2  | 0.02                     | 0.51 | Sn/Cu    |
| 72R110X     | 0.51   | 13.0  | 0.72   | 18.2 | 0.20   | 5.1  | 0.30   | 7.6  | 0.12   | 3.1  | 0.055  | 1.4  | 0.03                     | 0.81 | Sn/Cu    |
| 72R135X     | 0.53   | 13.58 | 0.78   | 19.8 | 0.20   | 5.1  | 0.30   | 7.6  | 0.12   | 3.1  | 0.055  | 1.4  | 0.03                     | 0.81 | Sn/Cu    |
| 72R160X     | 0.60   | 15.36 | 0.85   | 21.6 | 0.20   | 5.1  | 0.30   | 7.6  | 0.12   | 3.1  | 0.055  | 1.4  | 0.03                     | 0.81 | Sn/Cu    |
| 72R185X     | 0.66   | 16.76 | 0.91   | 23.0 | 0.20   | 5.1  | 0.30   | 7.6  | 0.12   | 3.1  | 0.055  | 1.4  | 0.03                     | 0.81 | Sn/Cu    |
| 72R250X     | 0.78   | 19.93 | 1.03   | 26.2 | 0.40   | 10.2 | 0.30   | 7.6  | 0.12   | 3.1  | 0.055  | 1.4  | 0.03                     | 0.81 | Sn/Cu    |
| 72R300X     | 0.91   | 23.11 | 1.15   | 29.3 | 0.40   | 10.2 | 0.30   | 7.6  | 0.12   | 3.1  | 0.055  | 1.4  | 0.03                     | 0.81 | Sn/Cu    |
| 72R375X     | 1.04   | 26.3  | 1.22   | 31.1 | 0.40   | 10.2 | 0.30   | 7.6  | 0.12   | 3.1  | 0.055  | 1.4  | 0.03                     | 0.81 | Sn/Cu    |

### Part Ordering Number System



### Packaging

| Part Number | Ordering Part Number | $I_{hold}$ (A) | $I_{hold}$ Code | Packaging Option | Quantity | Quantity & Packaging Codes |
|-------------|----------------------|----------------|-----------------|------------------|----------|----------------------------|
| 72R020X     | 72R020XU             | 0.20           | 020             | Bulk             | 500      | U                          |
|             | 72R020XPR            |                |                 | Tape and Ammo    | 2000     | PR                         |
| 72R025X     | 72R025XU             | 0.25           | 025             | Bulk             | 500      | U                          |
|             | 72R025XPR            |                |                 | Tape and Ammo    | 2000     | PR                         |
| 72R030X     | 72R030XU             | 0.30           | 030             | Bulk             | 500      | U                          |
|             | 72R030XPR            |                |                 | Tape and Ammo    | 2000     | PR                         |
| 72R040X     | 72R040XU             | 0.40           | 040             | Bulk             | 500      | U                          |
|             | 72R040XPR            |                |                 | Tape and Ammo    | 2000     | PR                         |
| 72R050X     | 72R050XU             | 0.50           | 050             | Bulk             | 500      | U                          |
|             | 72R050XPR            |                |                 | Tape and Ammo    | 2000     | PR                         |
| 72R065X     | 72R065XU             | 0.65           | 065             | Bulk             | 500      | U                          |
|             | 72R065XPR            |                |                 | Tape and Ammo    | 2000     | PR                         |
| 72R075X     | 72R075XU             | 0.75           | 075             | Bulk             | 500      | U                          |
|             | 72R075XPR            |                |                 | Tape and Ammo    | 2000     | PR                         |
| 72R090X     | 72R090XU             | 0.90           | 090             | Bulk             | 500      | U                          |
|             | 72R090XPR            |                |                 | Tape and Ammo    | 2000     | PR                         |
| 72R110X     | 72R110XU             | 1.10           | 110             | Bulk             | 500      | U                          |
|             | 72R110XMR            |                |                 | Tape and Ammo    | 1000     | MR                         |
| 72R135X     | 72R135XF             | 1.35           | 135             | Bulk             | 200      | F                          |
|             | 72R135XMR            |                |                 | Tape and Ammo    | 1000     | MR                         |
| 72R160X     | 72R160XF             | 1.60           | 160             | Bulk             | 200      | F                          |
|             | 72R160XMR            |                |                 | Tape and Ammo    | 1000     | MR                         |
| 72R185X     | 72R185XF             | 1.85           | 185             | Bulk             | 200      | F                          |
|             | 72R185XMR            |                |                 | Tape and Ammo    | 1000     | MR                         |
| 72R250X     | 72R250XF             | 2.50           | 250             | Bulk             | 200      | F                          |
|             | 72R250XMR            |                |                 | Tape and Ammo    | 1000     | MR                         |
| 72R300X     | 72R300XF             | 3.00           | 300             | Bulk             | 200      | F                          |
|             | 72R300XMR            |                |                 | Tape and Ammo    | 1000     | MR                         |
| 72R375X     | 72R375XH             | 3.75           | 375             | Bulk             | 100      | H                          |

### Tape and Ammo Specifications

Devices taped using EIA468-B/IE286-2 standards. See table below and Figure 1 for details.

| Dimension   | EIA Mark             | IEC Mark             | Dimensions         |              |
|---|----------------------|----------------------|--------------------|--------------|
|   |                      |                      | Dim. (mm)          | Tol. (mm)    |
| Carrier tape width  | <b>W</b>             | <b>W</b>             | 18                 | -0.5 / +1.0  |
| Hold down tape width                                      | <b>W<sub>4</sub></b> | <b>W<sub>0</sub></b> | 11                 | min.         |
| Top distance between tape edges                           | <b>W<sub>6</sub></b> | <b>W<sub>2</sub></b> | 3                  | max.         |
| Sprocket hole position                                    | <b>W<sub>5</sub></b> | <b>W<sub>1</sub></b> | 9                  | -0.5 / +0.75 |
| Sprocket hole diameter*                                   | <b>D<sub>0</sub></b> | <b>D<sub>0</sub></b> | 4                  | -0.32 / +0.2 |
| Abscissa to plane (straight lead)                         | <b>H</b>             | <b>H</b>             | 18.5               | -/+ 3.0      |
| Abscissa to plane (kinked lead)                           | <b>H<sub>0</sub></b> | <b>H<sub>0</sub></b> | 16                 | -/+ 0.5      |
| Abscissa to top 72R020X-72R090X                           | <b>H<sub>1</sub></b> | <b>H<sub>1</sub></b> | 32.2               | max.         |
| Abscissa to top 72R110X-72R300X                           | <b>H<sub>1</sub></b> |                      | 47.5               | max.         |
| Overall width without lead protrusion:<br>72R020X-72R090X | <b>C<sub>1</sub></b> |                      | 42.5               | max.         |
| Overall width without lead protrusion:<br>72R110X-72R300X |                      |                      | 57                 |              |
| Overall width with lead protrusion:<br>72R020X-72R090X    | <b>C<sub>2</sub></b> |                      | 43.2               | max.         |
| Overall width with lead protrusion:<br>72R110X-72R300X    |                      | <b>58</b>            |                    |              |
| Lead protrusion   | <b>L<sub>1</sub></b> | <b>I<sub>1</sub></b> | 1.0                | max.         |
| Protrusion of cut out                                     | <b>L</b>             | <b>L</b>             | 11                 | max.         |
| Protrusion beyond hold-down tape                          | <b>I<sub>2</sub></b> | <b>I<sub>2</sub></b> | Not specified      |              |
| Sprocket hole pitch: 72R020X-72R090X                      | <b>P<sub>0</sub></b> | <b>P<sub>0</sub></b> | 12.7               | -/+ 0.3      |
| Sprocket hole pitch: 72R110X-72R300X                      | <b>P<sub>0</sub></b> | <b>P<sub>0</sub></b> | 25.4               | -/+ 0.5      |
| Pitch tolerance   |                      |                      | 20<br>consecutive. | -/+ 1        |
| Device pitch: 72R020X-72R090X                             |                      |                      | 12.7               |              |
| Device pitch: 72R110X-72R300X                             |                      |                      | 25.4               |              |
| Tape thickness  | <b>t</b>             | <b>t</b>             | 0.9                | max.         |
| Tape thickness with splice                                | <b>t<sub>1</sub></b> |                      | 2.0                | max.         |
| Splice sprocket hole alignment                            |                      |                      | 0                  | -/+ 0.3      |
| Body lateral deviation                                    | <b>Δh</b>            | <b>Δh</b>            | 0                  | -/+ 1.0      |
| Body tape plane deviation                                 | <b>Δp</b>            | <b>Δp</b>            | 0                  | -/+ 1.3      |
| Ordinate to adjacent component lead*:<br>72R020X-72R090X  | <b>P<sub>1</sub></b> | <b>P<sub>1</sub></b> | 3.81               | -/+ 0.7      |
| Ordinate to adjacent component lead*:<br>72R110X-72R300X  |                      |                      | 7.62               | -/+ 0.7      |
| Lead spacing: 72R020X-72R185X                             | <b>F</b>             | <b>F</b>             | 5.08               | -/+ 0.8      |
| Lead spacing: 72R250X-72R300X                             | <b>F</b>             | <b>F</b>             | 10.18              | -/+ 0.8      |

\*Differs from EIA Specification

**Tape and Ammo Diagram**

**Figure 1**



**WARNING**

- Users shall independently assess the suitability of these devices for each of their applications
- Operation of these devices beyond the stated maximum ratings could result in damage to the devices and lead to electrical arcing and/or fire
- These devices are intended to protect against the effects of temporary over-current or over-temperature conditions and are not intended to perform as protective devices where such conditions are expected to be repetitive or prolonged in duration
- Exposure to silicon-based oils, solvents, electrolytes, acids, and similar materials can adversely affect the performance of these PPTC devices
- These devices undergo thermal expansion under fault conditions, and thus shall be provided with adequate space and be protected against mechanical stresses
- Circuits with inductance may generate a voltage (L di/dt) above the rated voltage of the PPTC device.

**Disclaimer Notice - Information furnished is believed to be accurate and reliable. However, users should independently evaluate the suitability of and test each product selected for their own applications. Littelfuse products are not designed for, and may not be used in, all applications. Read complete Disclaimer Notice at [www.littelfuse.com/disclaimer-electronics](http://www.littelfuse.com/disclaimer-electronics).**

## Данный компонент на территории Российской Федерации

### Вы можете приобрести в компании MosChip.

Для оперативного оформления запроса Вам необходимо перейти по данной ссылке:

<http://moschip.ru/get-element>

Вы можете разместить у нас заказ для любого Вашего проекта, будь то серийное производство или разработка единичного прибора.

В нашем ассортименте представлены ведущие мировые производители активных и пассивных электронных компонентов.

Нашей специализацией является поставка электронной компонентной базы двойного назначения, продукции таких производителей как XILINX, Intel (ex.ALTERA), Vicor, Microchip, Texas Instruments, Analog Devices, Mini-Circuits, Amphenol, Glenair.

Сотрудничество с глобальными дистрибьюторами электронных компонентов, предоставляет возможность заказывать и получать с международных складов практически любой перечень компонентов в оптимальные для Вас сроки.

На всех этапах разработки и производства наши партнеры могут получить квалифицированную поддержку опытных инженеров.

Система менеджмента качества компании отвечает требованиям в соответствии с ГОСТ Р ИСО 9001, ГОСТ РВ 0015-002 и ЭС РД 009

### Офис по работе с юридическими лицами:

105318, г.Москва, ул.Щербаковская д.3, офис 1107, 1118, ДЦ «Щербаковский»

Телефон: +7 495 668-12-70 (многоканальный)

Факс: +7 495 668-12-70 (доб.304)

E-mail: [info@moschip.ru](mailto:info@moschip.ru)

Skype отдела продаж:

moschip.ru

moschip.ru\_4

moschip.ru\_6

moschip.ru\_9