

Bus system cable - SAC-5PY-F/2X 5,0-920-MS-FS - 1436055

Please be informed that the data shown in this PDF Document is generated from our Online Catalog. Please find the complete data in the user's documentation. Our General Terms of Use for Downloads are valid (<http://download.phoenixcontact.com>)



Bus system cable, CANopen[®], DeviceNet[™], CANopen[®]/DeviceNet[™], 5-position, PUR halogen-free, Violet, RAL 4001, shielded, Socket straight M12 SPEEDCON, A-coded, on Socket straight M12 SPEEDCON, A-coded and Plug straight M12 SPEEDCON, A-coded, Cable length: 5 m, all connectors unshielded, Shield connected to pin 1



Key commercial data

| | |
|----------------------|----------|
| Packing unit | 1 1 |
| Custom tariff number | 85444290 |
| Country of origin | Poland |

Technical data

Dimensions

| | |
|-----------------|-----|
| Length of cable | 5 m |
|-----------------|-----|

Ambient conditions

| | |
|---------------------------------|----------------------------------|
| Ambient temperature (operation) | -25 °C ... 90 °C (Plug / socket) |
| Degree of protection | IP65 |
| | IP67 |

General

| | |
|------------------------|------------------------|
| Rated current at 40°C | 4 A |
| Rated voltage | 60 V |
| Number of positions | 5 |
| Contact resistance | ≤ 5 mΩ |
| Insulation resistance | ≥ 100 MΩ |
| Coding | A - standard |
| Signal type/category | CANopen [®] |
| | DeviceNet [™] |
| Status display | No |
| Surge voltage category | II |

Bus system cable - SAC-5PY-F/2X 5,0-920-MS-FS - 1436055

Technical data

General

| | |
|------------------|---|
| Pollution degree | 3 |
|------------------|---|

Material

| | |
|---|---|
| Inflammability class according to UL 94 | HB |
| Contact material | CuSn |
| Contact surface material | Ni/Au |
| Contact carrier material | TPU GF |
| Material of grip body | TPU, hardly inflammable, self-extinguishing |
| Material, knurls | Nickel-plated brass |
| Sealing material | NBR |

Pin assignment

| | |
|--|--|
| Position = wire color (signal) = position (optional) | 1 (Distributor) = SR (shield) = 1 (Plug); 1 (Socket) |
| | 2 (Distributor) = RD (V+) = 2 (Plug); 2 (Socket) |
| | 3 (Distributor) = BK (V-) = 3 (Plug); 3 (Socket) |
| | 4 (Distributor) = WH (CAN_H) = 4 (Plug); 4 (Socket) |
| | 5 (Distributor) = BU (CAN_L) = 5 (Plug); 5 (Socket) |

Cable

| | |
|---|---|
| Cable type | CAN Bus/DeviceNet |
| Cable type (abbreviation) | 920 |
| Conductor cross section | 2x 0.25 mm ² (signal line) |
| | 2x 0.34 mm ² (Power supply) |
| | 1x 0.34 mm ² (Drain wire) |
| AWG signal line | 24 |
| AWG power supply | 22 |
| Conductor structure signal line | 19x 0.13 mm |
| Conductor structure, voltage supply | 19x 0.15 mm |
| Core diameter including insulation | 1.95 mm ±0.05 mm (signal line) |
| | 1.4 mm ±0.05 mm (Power supply) |
| Wire colors | Red-black, blue-white |
| Twisted pairs | 2 cores to the pair |
| Type of pair shielding | Aluminum-lined polyester foil |
| Overall twist | 2 pairs around a drain wire in the center to the core |
| Shielding | Tinned copper braided shield |
| Optical shield covering | 80 % |
| External sheath, color | Violet, RAL 4001 |
| External cable diameter D | 6.7 mm ±0.3 mm |
| Smallest bending radius, fixed installation | 67 mm |

Bus system cable - SAC-5PY-F/2X 5,0-920-MS-FS - 1436055

Technical data

Cable

| | |
|---|---|
| Smallest bending radius, movable installation | 67 mm |
| Number of bending cycles | 2000000 |
| Bending radius | 67 mm |
| Traversing path | 4.5 m |
| Traversing rate | 3 m/s |
| Acceleration | 3 m/s ² |
| Outer sheath, material | PUR |
| Material conductor insulation | Foamed PE (signal line) PE (Power supply) |
| Conductor material | Tin-plated Cu litz wires |
| Insulation resistance | ≥ 5 GΩ*km (signal line) ≥ 5 GΩ*km (Power supply) |
| Working capacitance | nom. 40 nF (signal line) |
| Wave impedance | 120 Ω ± 12 Ω (with 1 MHz) |
| Nominal voltage, cable | max. 300 V |
| Test voltage, cable | 2000 V (50 Hz, 1 min.) |
| Flame resistance | UL 1581, Sec. 1060 (FT-1) IEC 60332-1 |
| Ambient temperature (operation) | -40 °C ... 80 °C (cable, fixed installation) -20 °C ... 70 °C (cable, flexible installation) |

Classifications

eCl@ss

| | |
|------------|----------|
| eCl@ss 4.0 | 27060306 |
| eCl@ss 4.1 | 27060306 |
| eCl@ss 5.0 | 27061801 |
| eCl@ss 5.1 | 27061801 |
| eCl@ss 6.0 | 27061801 |
| eCl@ss 7.0 | 27061801 |
| eCl@ss 8.0 | 27061801 |

ETIM

| | |
|----------|----------|
| ETIM 3.0 | EC001855 |
| ETIM 4.0 | EC001855 |
| ETIM 5.0 | EC001855 |

Bus system cable - SAC-5PY-F/2X 5,0-920-MS-FS - 1436055

Classifications

UNSPSC

| | |
|---------------|----------|
| UNSPSC 6.01 | 31251501 |
| UNSPSC 7.0901 | 31251501 |
| UNSPSC 11 | 31251501 |
| UNSPSC 12.01 | 31251501 |
| UNSPSC 13.2 | 31251501 |

Approvals

Approvals

Approvals

GOST

Ex Approvals

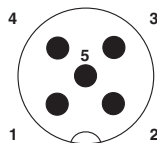
Approvals submitted

Approval details



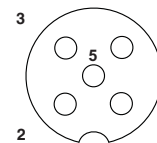
Drawings

Schematic diagram



Pin assignment M12 male connector, 5-pos., A-coded, male side

Schematic diagram



Pin assignment M12 socket, 5-pos., A-coded, socket side view

Bus system cable - SAC-5PY-F/2X 5,0-920-MS-FS - 1436055

Cable cross section



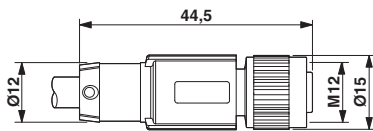
CAN Bus/DeviceNet [920]

Dimensioned drawing



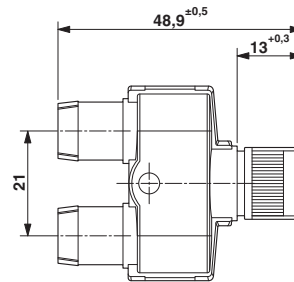
M12 SPEEDCON plug, straight

Dimensioned drawing



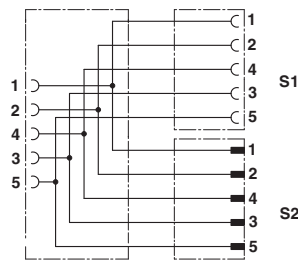
M12-SPEEDCON socket, straight

Dimensioned drawing



M12-SPEEDCON socket, Y-distributor

Circuit diagram



Contact assignment of the M12 socket and the M12 plug

Данный компонент на территории Российской Федерации

Вы можете приобрести в компании MosChip.

Для оперативного оформления запроса Вам необходимо перейти по данной ссылке:

<http://moschip.ru/get-element>

Вы можете разместить у нас заказ для любого Вашего проекта, будь то серийное производство или разработка единичного прибора.

В нашем ассортименте представлены ведущие мировые производители активных и пассивных электронных компонентов.

Нашей специализацией является поставка электронной компонентной базы двойного назначения, продукции таких производителей как XILINX, Intel (ex.ALTERA), Vicor, Microchip, Texas Instruments, Analog Devices, Mini-Circuits, Amphenol, Glenair.

Сотрудничество с глобальными дистрибьюторами электронных компонентов, предоставляет возможность заказывать и получать с международных складов практически любой перечень компонентов в оптимальные для Вас сроки.

На всех этапах разработки и производства наши партнеры могут получить квалифицированную поддержку опытных инженеров.

Система менеджмента качества компании отвечает требованиям в соответствии с ГОСТ Р ИСО 9001, ГОСТ РВ 0015-002 и ЭС РД 009

Офис по работе с юридическими лицами:

105318, г.Москва, ул.Щербаковская д.3, офис 1107, 1118, ДЦ «Щербаковский»

Телефон: +7 495 668-12-70 (многоканальный)

Факс: +7 495 668-12-70 (доб.304)

E-mail: info@moschip.ru

Skype отдела продаж:

moschip.ru

moschip.ru_4

moschip.ru_6

moschip.ru_9