

THIS DRAWING IS UNPUBLISHED. RELEASED FOR PUBLICATION SEP ,2005.
 © COPYRIGHT 2005 By - ALL RIGHTS RESERVED.

LOC	DIST	REVISIONS 変更					
J	/	P	LTR	DESCRIPTION	DATE	DWN	APVD
			F3	REVISED PER ECO-11-005033	24MAR11	RK	HMR

NOTICE: THIS COMMUNICATION INCLUDES TE CONNECTIVITY CONFIDENTIAL OR PROPRIETARY INFORMATION THAT MAY ALSO BE LEGALLY PRIVILEGED.

AVAILABLE	WITHOUT P/N	Au 0.1um MIN OVER PdNi 0.2um MIN	-	-	0.5	10.55	-	-	1.1	1.1	WITHOUT BOSS	EMBOSS PACKING (SEE SHEET 2)	WITHOUT FLANGE TYPE (SEE SHEET 6)	9-1747981-2
AVAILABLE	WITH P/N	Au 0.1um MIN OVER PdNi 0.2um MIN	-	M3 x 0.5	1.0	10.55	12.75	10.08	2.2	1.8	WITH BOSS	SOFT TRAY PACKING (SEE SHEET 4)	WITH FLANGE TYPE (SEE SHEET 7)	9-1747981-1
AVAILABLE	WITHOUT P/N	Au 0.1um MIN OVER PdNi 0.2um MIN	-	M3 x 0.5	0.5	10.05	10.95	7.98	2.2	1.8	WITHOUT BOSS	CLEAR TRAY PACKING (SEE SHEET 4)	WITH FLANGE TYPE (SEE SHEET 7)	8-1747981-1
AVAILABLE	WITHOUT P/N	Au 0.1um MIN OVER PdNi 0.2um MIN	-	M3 x 0.5	1.0	10.55	12.75	10.08	2.2	1.8	WITH BOSS	SOFT TRAY PACKING (SEE SHEET 4)	WITH FLANGE TYPE (SEE SHEET 7)	3-1747981-1
NOT AVAILABLE	WITHOUT P/N	Au 0.1um MIN OVER PdNi 0.2um MIN	16.3	#4-40 UNC	0.5	10.55	12.75	10.08	2.2	1.8	WITH BOSS	EMBOSS PACKING (SEE SHEET 3)	WITH FLANGE TYPE (SEE SHEET 7)	2-1747981-4
AVAILABLE	WITHOUT P/N	Au 0.76um MIN	16.3	M3 x 0.5	1.0	10.55	12.75	10.08	2.2	1.8	WITHOUT BOSS	EMBOSS PACKING (SEE SHEET 3)	WITH FLANGE TYPE (SEE SHEET 7)	2-1747981-3
NOT AVAILABLE	WITHOUT P/N	Au 0.1um MIN OVER PdNi 0.2um MIN	-	#4-40 UNC	0.5	10.05	12.75	10.08	2.2	1.8	WITHOUT BOSS	HARDTRAY PACKING (-)	WITH FLANGE TYPE (SEE SHEET 7)	2-1747981-2
AVAILABLE	WITHOUT P/N	Au 0.76um MIN	-	M3 x 0.5	1.0	10.55	12.75	10.08	2.2	1.8	WITHOUT BOSS	SOFT TRAY PACKING (SEE SHEET 4)	WITH FLANGE TYPE (SEE SHEET 7)	2-1747981-1
AVAILABLE	WITHOUT P/N	Au 0.1um MIN OVER PdNi 0.2um MIN	-	M3 x 0.5	1.0	10.55	12.75	10.08	1.5	1.5	WITHOUT BOSS	SOFT TRAY PACKING (SEE SHEET 4)	WITH FLANGE TYPE (SEE SHEET 7)	1-1747981-8
AVAILABLE	WITHOUT P/N	Au 0.1um MIN OVER PdNi 0.2um MIN	16.3	M3 x 0.5	1.0	10.55	12.75	10.08	2.2	1.8	WITHOUT BOSS	EMBOSS PACKING (SEE SHEET 3)	WITH FLANGE TYPE (SEE SHEET 7)	1-1747981-7
AVAILABLE	WITHOUT P/N	Au 0.1um MIN OVER PdNi 0.2um MIN	-	M3 x 0.5	0.5	10.05	10.95	7.98	2.2	1.8	WITHOUT BOSS	SOFT TRAY PACKING (SEE SHEET 5)	WITH FLANGE TYPE (SEE SHEET 7)	1-1747981-6
AVAILABLE	WITHOUT P/N	Au 0.1um MIN OVER PdNi 0.2um MIN	14.3	M3 x 0.5	0.5	10.05	10.95	7.98	1.5	1.5	WITHOUT BOSS	EMBOSS PACKING (SEE SHEET 3)	WITH FLANGE TYPE (SEE SHEET 7)	1-1747981-5
AVAILABLE	WITHOUT P/N	Au 0.1um MIN OVER PdNi 0.2um MIN	-	M3 x 0.5	1.0	10.55	12.75	10.08	2.2	1.8	WITHOUT BOSS	SOFT TRAY PACKING (SEE SHEET 4)	WITH FLANGE TYPE (SEE SHEET 7)	1-1747981-4
AVAILABLE	WITHOUT P/N	Au 0.1um MIN OVER PdNi 0.2um MIN	-	#4-40 UNC	0.5	10.05	12.75	10.08	2.2	1.8	WITHOUT BOSS	SOFT TRAY PACKING (SEE SHEET 4)	WITH FLANGE TYPE (SEE SHEET 7)	1-1747981-3
AVAILABLE	WITHOUT P/N	Au 0.1um MIN OVER PdNi 0.2um MIN	-	M3 x 0.5	0.5	10.05	10.95	7.98	1.5	1.5	WITHOUT BOSS	SOFT TRAY PACKING (SEE SHEET 4)	WITH FLANGE TYPE (SEE SHEET 7)	1-1747981-2
AVAILABLE	WITHOUT P/N	Au 0.1um MIN OVER PdNi 0.2um MIN	-	M3 x 0.5	0.5	10.05	10.95	7.98	2.2	1.8	WITHOUT BOSS	SOFT TRAY PACKING (SEE SHEET 4)	WITH FLANGE TYPE (SEE SHEET 7)	1-1747981-1
AVAILABLE	WITHOUT P/N	Au 0.1um MIN OVER PdNi 0.2um MIN	-	-	0.5	10.05	-	-	1.5	1.5	WITHOUT BOSS	EMBOSS PACKING (SEE SHEET 2)	WITHOUT FLANGE TYPE (SEE SHEET 6)	1747981-2
AVAILABLE	WITHOUT P/N	Au 0.1um MIN OVER PdNi 0.2um MIN	-	-	0.5	10.05	-	-	2.2	1.8	WITHOUT BOSS	EMBOSS PACKING (SEE SHEET 2)	WITHOUT FLANGE TYPE (SEE SHEET 6)	1747981-1

TOOL STATUS	PART NUMBER MARKING	CONTACT AREA PLATING SPEC	CONTACT AREA	DIM H	SCREW SIZE DIM G	DIM F	DIM E	DIM D	DIM C	DIM B	DIM A	BOSS	PACKING	CONNECTOR TYPE	PART NUMBER
-------------	---------------------	---------------------------	--------------	-------	------------------	-------	-------	-------	-------	-------	-------	------	---------	----------------	-------------

1 CONTACT COPLANALITY IS 0.1 MAXIMUM.
 THIS DIMENSION MEANS CENTER OF THE POCKET.
 FINISH
 CONTACT: CONTACT AREA J: SEE TABLE
 2um MIN Sn PLATING ON SOLDERING AREA
 2um MIN Ni UNDER PLATING ALL OVER
 SHELL: 1um MIN Sn PLATING ALL OVER
 1um MIN Ni UNDER PLATING ALL OVER

REFER TO THE TABLE FOR BOSS.
 SCREW SIZE
 PART NUMBER MAKING

THIS DRAWING IS A CONTROLLED DOCUMENT.

DWN	Y.HIRATA	15SEP2005
CHK	T.KIMURA	15SEP2005
APVD	K.IKEGAMI	15SEP2005

NAME: K.IKEGAMI

PRODUCT SPEC: 108-78180-1

APPLICATION SPEC: 取付適用規格

WEIGHT: A3

CAGE CODE: 00779

DRAWING NO: C-1747981

RESTRICTED TO: -

CUSTOMER DRAWING

SCALE: 尺度 NTS

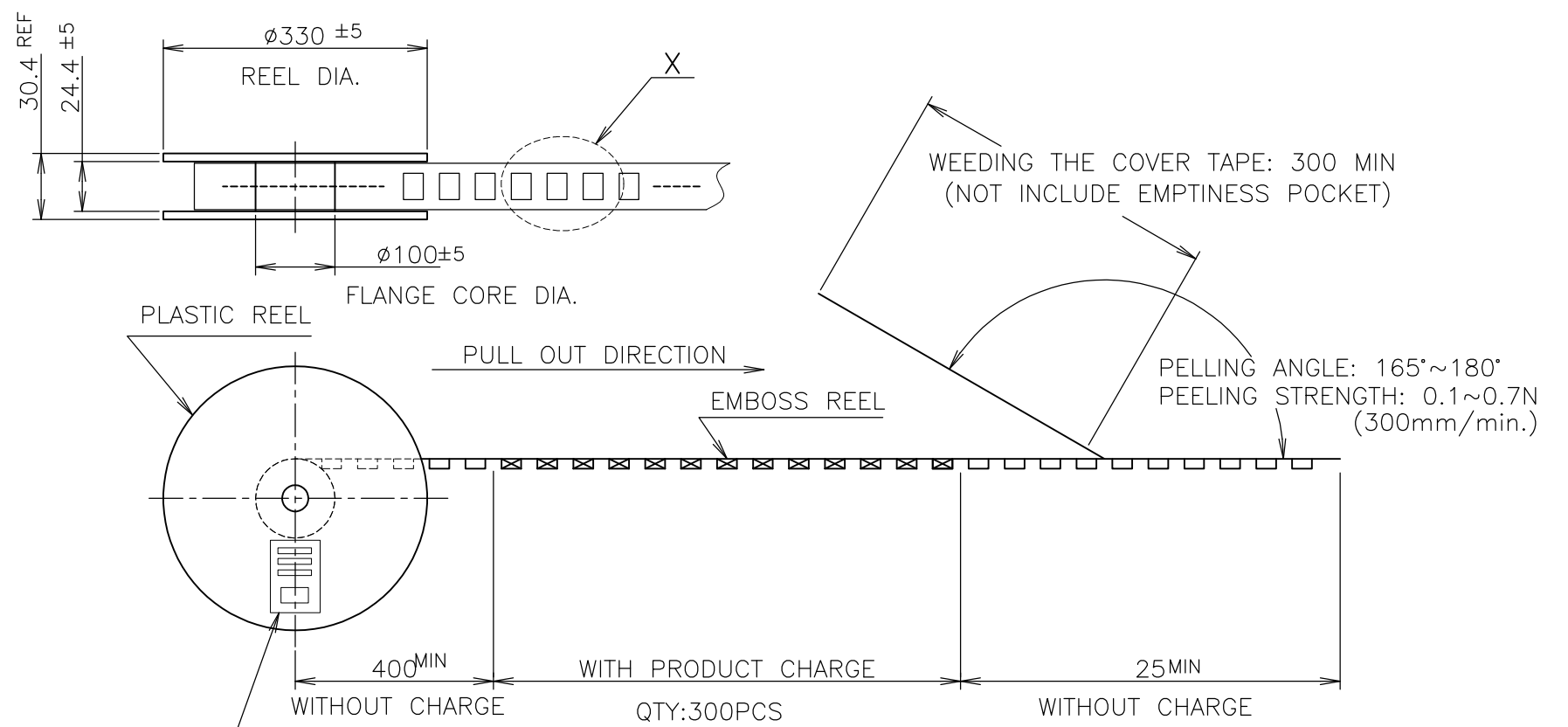
SHEET: 1 OF 8

REV: F3

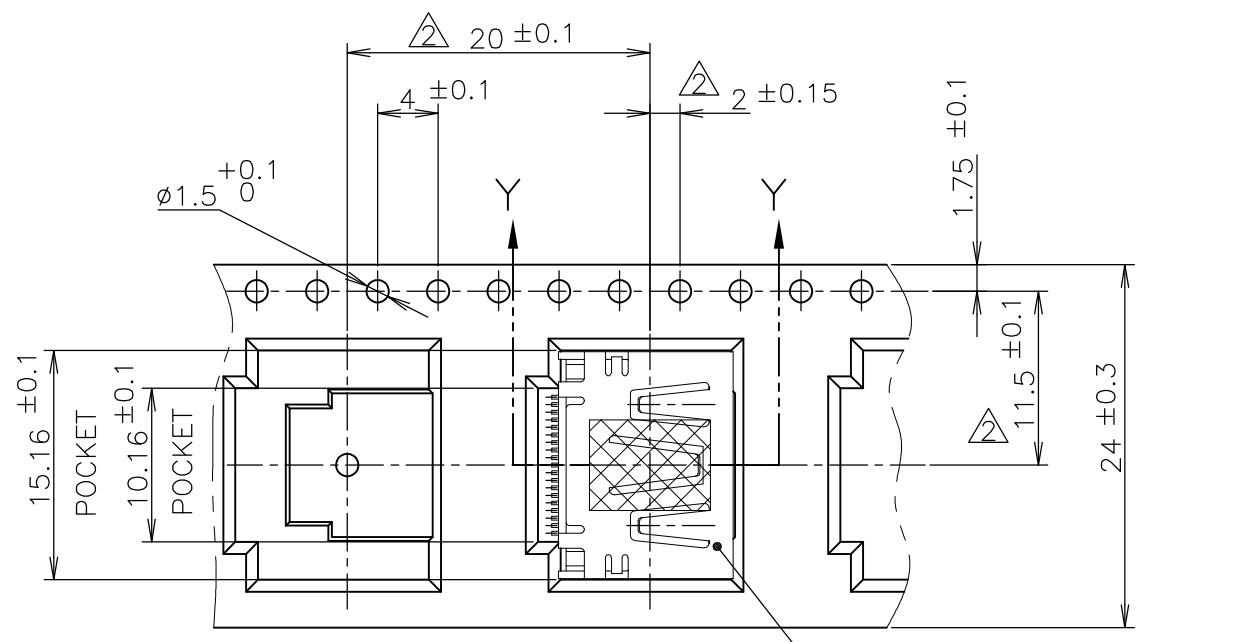
THIS DRAWING IS UNPUBLISHED. RELEASED FOR PUBLICATION SEP ,2005.
 © COPYRIGHT 2005 By - ALL RIGHTS RESERVED.

LOC	DIST	REVISIONS		
J	/	P	LTR	DESCRIPTION
		-		SEE SHEET 1
				DATE
				DWN
				APVD

NOTICE: THIS COMMUNICATION INCLUDES TE CONNECTIVITY CONFIDENTIAL OR PROPRIETARY INFORMATION THAT MAY ALSO BE LEGALLY PRIVILEGED.

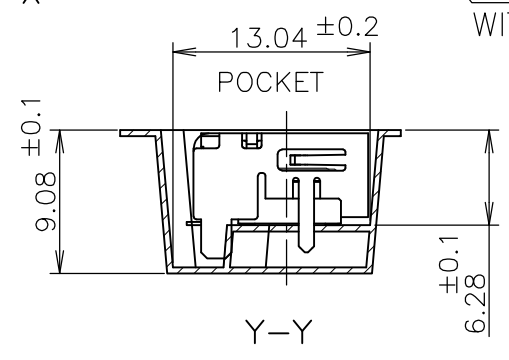


TE CONNECTIVITY P/N.: 1747981-*
 QTY: 300 pcs
 D/C:
 MADE IN CHINA



DETAIL X

CONNECTOR WITHOUT FLANGE TYPE



Y-Y

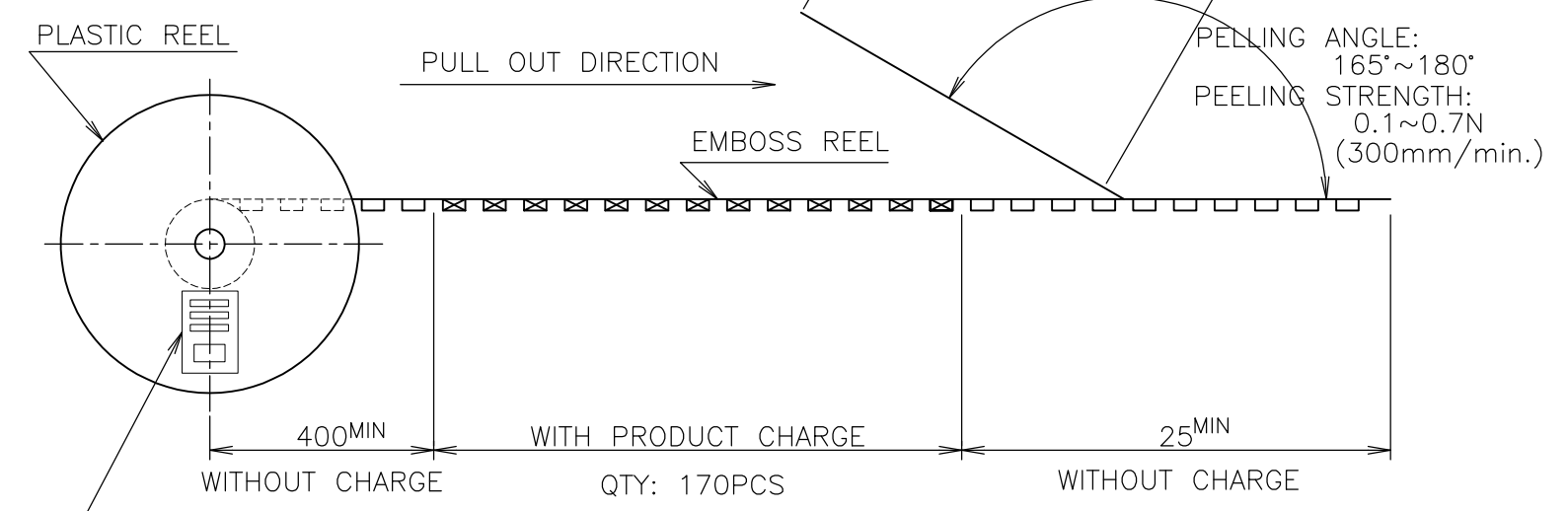
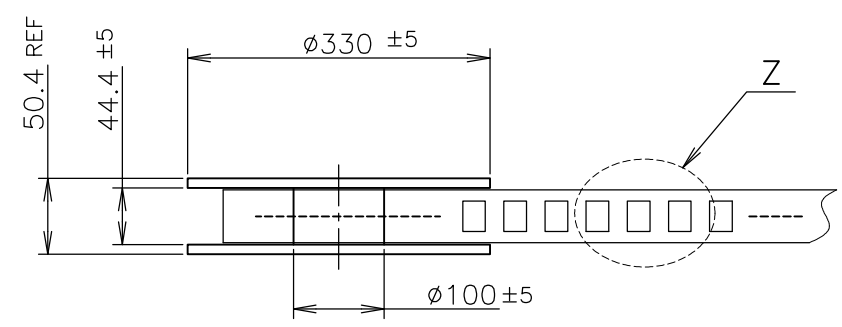
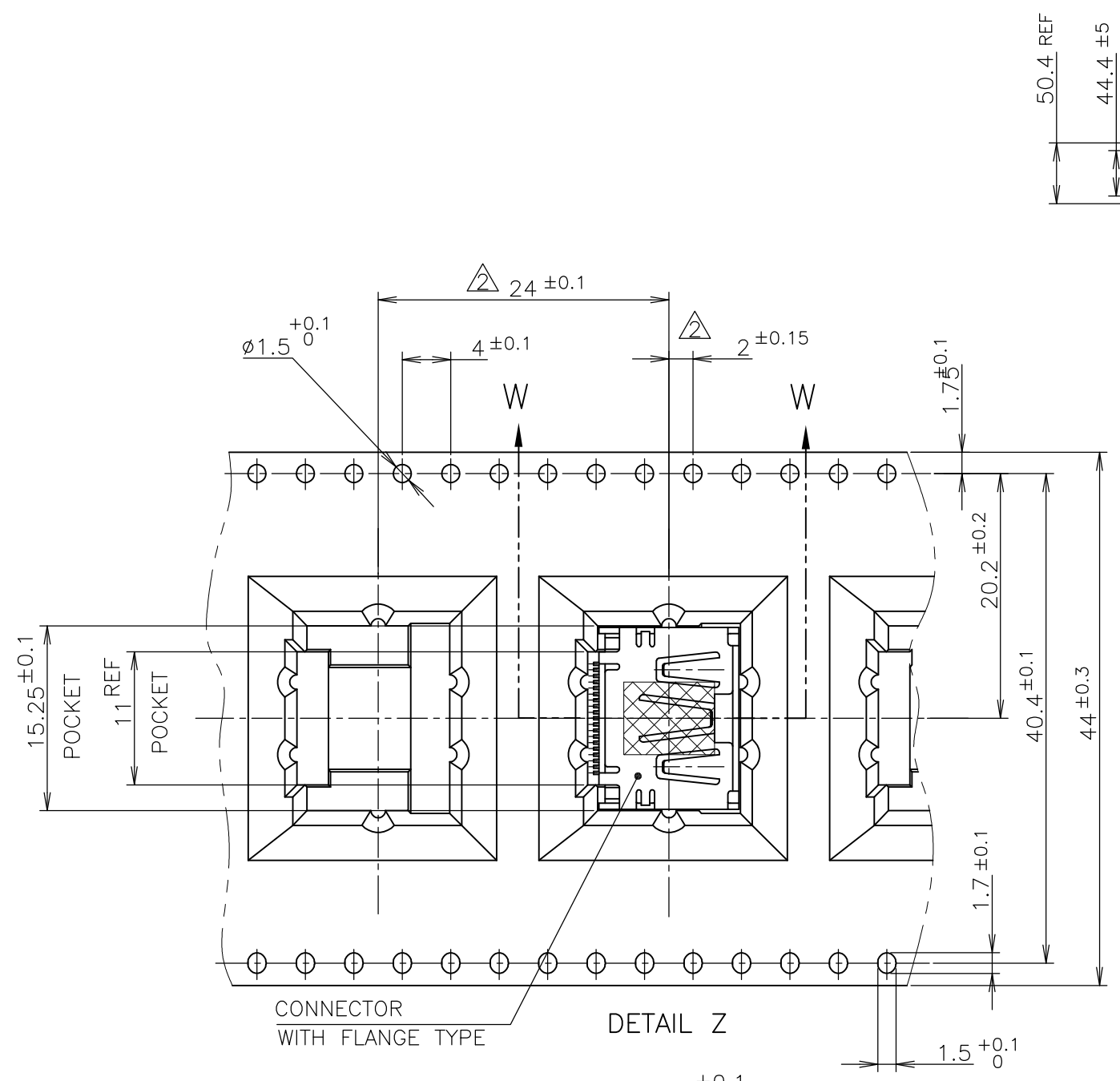
300	WITHOUT FLANGE TYPE	9-1747981-2
300	WITHOUT FLANGE TYPE	1747981-2
300	WITHOUT FLANGE TYPE	1747981-1
QTY	CONNECTOR TYPE	PART NUMBER

THIS DRAWING IS A CONTROLLED DOCUMENT.		DWN	TE Connectivity HDMI 19 POS RECEPTACLE ASSY SMT TYPE -LEAD FREE-			
DIMENSIONS: 單位: 耗 mm		CHK				NAME 名稱
TOLERANCES UNLESS OTHERWISE SPECIFIED: 一般公差		APVD				PRODUCT SPEC 製品規格
0 PLC ± 0.2 1 PLC ± 0.2 2 PLC ± 0.2 3 PLC ± 0.2 4 PLC ± 0.2 ANGLES ± -		108-78180-1 APPLICATION SPEC 取付適用規格				SIZE
MATERIAL 材料	FINISH 仕上	WEIGHT	CAGE CODE	DRAWING NO 番号	RESTRICTED TO	
CUSTOMER DRAWING			A300779	G-1747981	-	
SCALE 尺度 NTS			SHEET 2 OF 8	REV F3		

THIS DRAWING IS UNPUBLISHED. RELEASED FOR PUBLICATION SEP, 2005.
 © COPYRIGHT 2005 By - ALL RIGHTS RESERVED.

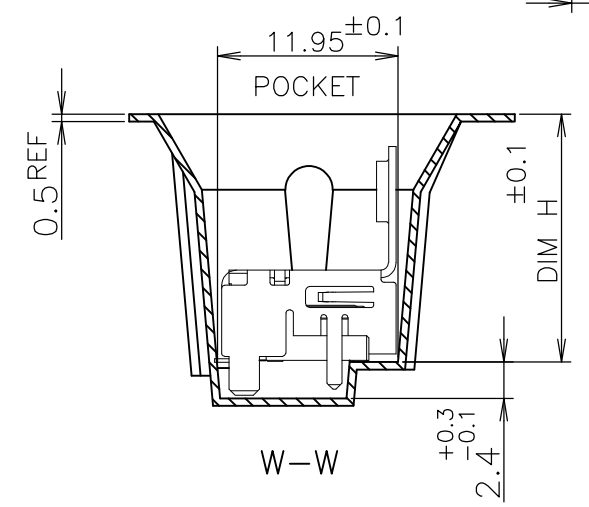
LOC	DIST	REVISIONS		
J	/	P	LTR	DESCRIPTION
		-		SEE SHEET 1
			DATE	DWN
			-	-
			APVD	-

NOTICE: THIS COMMUNICATION INCLUDES TE CONNECTIVITY CONFIDENTIAL OR PROPRIETARY INFORMATION THAT MAY ALSO BE LEGALLY PRIVILEGED.



LABEL DESCRIPTION
 TE CONNECTIVITY P/N.: *-1747981-*
 QTY: 170 pcs
 D/C:
 MADE IN CHINA

170	WITH FLANGE TYPE	2-1747981-4
170	WITH FLANGE TYPE	2-1747981-3
170	WITH FLANGE TYPE	1-1747981-7
170	WITH FLANGE TYPE	1-1747981-5
QTY	CONNECTOR TYPE	PART NUMBER



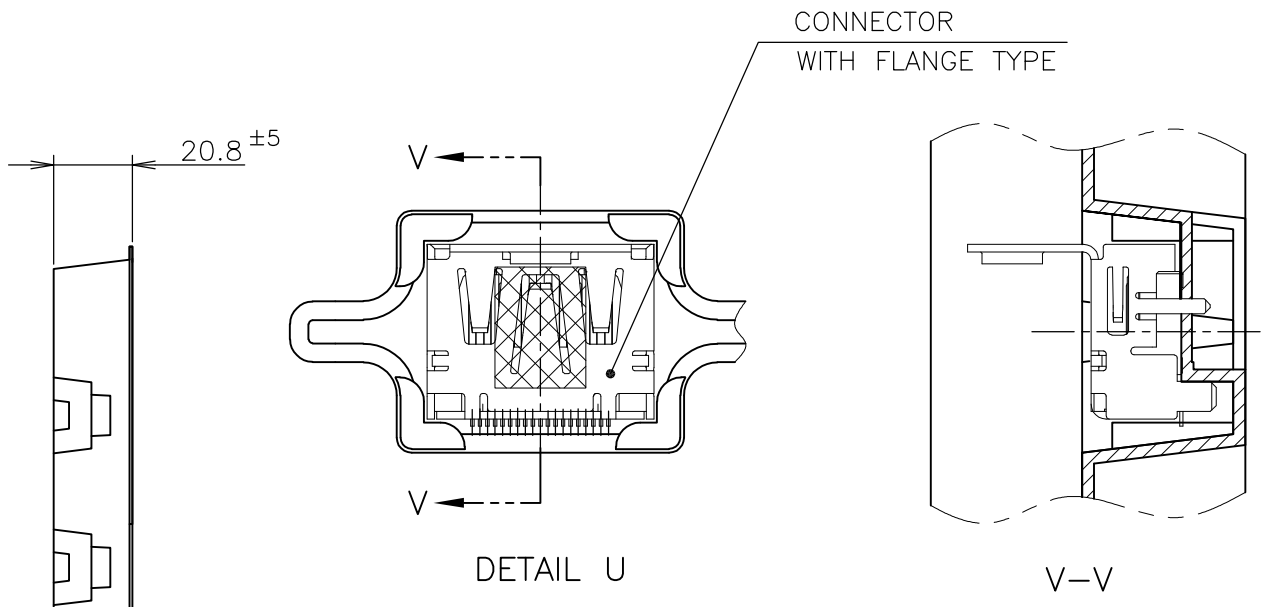
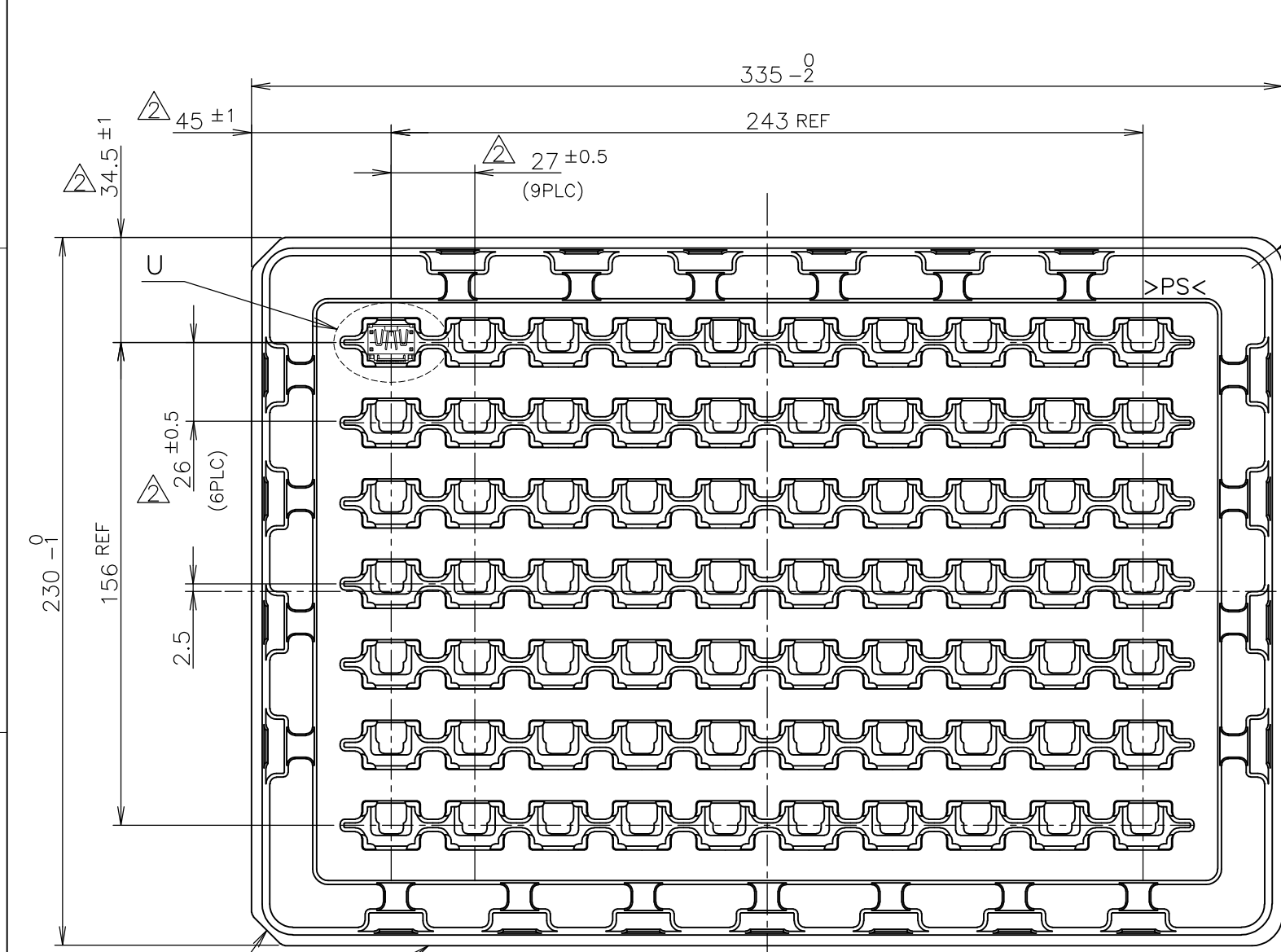
THIS DRAWING IS A CONTROLLED DOCUMENT.

DIMENSIONS: 單位: 耗 mm	TOLERANCES UNLESS OTHERWISE SPECIFIED: 一般公差
0 PLC ± 0.2	1 PLC ± 0.2
2 PLC ± 0.2	3 PLC ± 0.2
4 PLC ± 0.2	ANGLES ±
MATERIAL 材料	FINISH 仕上

DWN	STE TE Connectivity		
CHK	NAME 名称		
APVD	HDMI 19 POS RECEPTACLE ASSY SMT TYPE -LEAD FREE-		
PRODUCT SPEC 製品規格	108-78180-1		
APPLICATION SPEC 取付適用規格	SIZE	CAGE CODE	DRAWING NO 番号
WEIGHT	A3	00779	G-1747981
CUSTOMER DRAWING	SCALE 尺度	SHEET	REV
	NTS	3 OF 8	F3

THIS DRAWING IS UNPUBLISHED. RELEASED FOR PUBLICATION SEP , 2005.
 © COPYRIGHT 2005 By - ALL RIGHTS RESERVED.

LOC	DIST	REVISIONS					
J	/	P	LTR	DESCRIPTION	DATE	DWN	APVD
		-		SEE SHEET 1	-	-	-



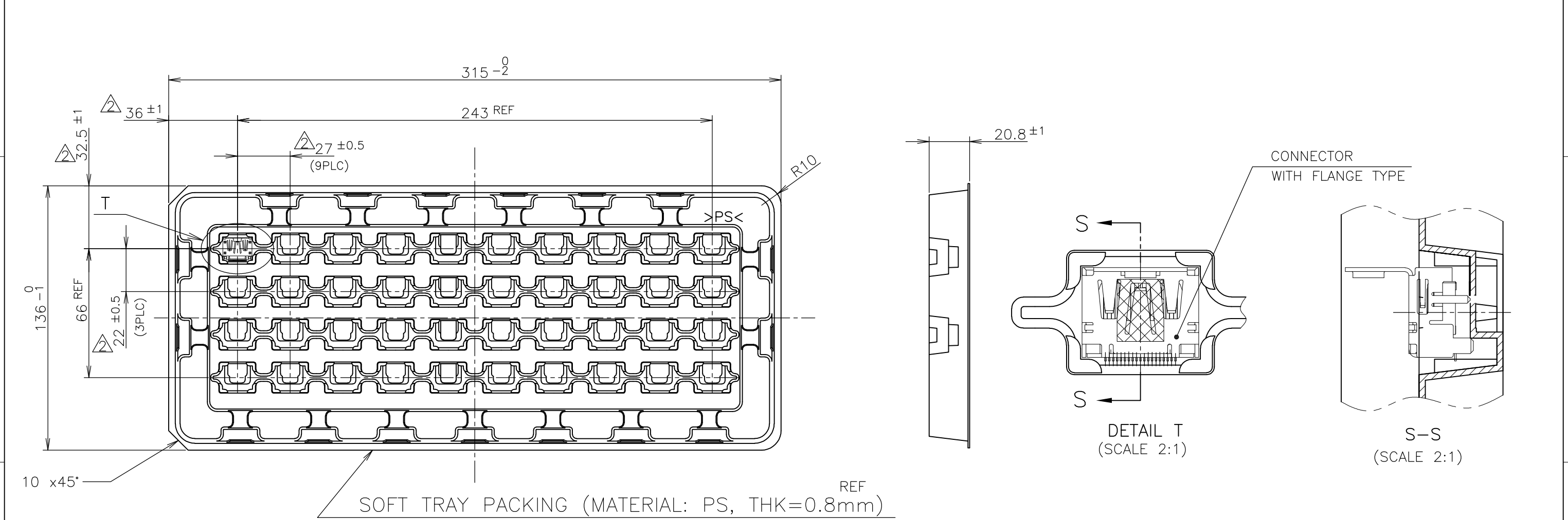
70	WITH FLANGE TYPE	9-1747981-1
70	WITH FLANGE TYPE	8-1747981-1
70	WITH FLANGE TYPE	3-1747981-1
70	WITH FLANGE TYPE	2-1747981-1
70	WITH FLANGE TYPE	1-1747981-8
70	WITH FLANGE TYPE	1-1747981-4
70	WITH FLANGE TYPE	1-1747981-3
70	WITH FLANGE TYPE	1-1747981-2
70	WITH FLANGE TYPE	1-1747981-1
QTY	CONNECTOR TYPE	PART NUMBER

NOTICE: THIS COMMUNICATION INCLUDES TE CONNECTIVITY CONFIDENTIAL OR PROPRIETARY INFORMATION THAT MAY ALSO BE LEGALLY PRIVILEGED.

THIS DRAWING IS A CONTROLLED DOCUMENT.		DWN		STE TE Connectivity	
DIMENSIONS: 单位: 耗 mm		CHK			
TOLERANCES UNLESS OTHERWISE SPECIFIED: 一般公差		APVD		NAME 名称	
0 PLC ± 0.2		PRODUCT SPEC 製品規格		HDMI 19 POS	
1 PLC ± 0.2		APPLICATION SPEC 取付適用規格		RECEPTACLE ASSY SMT TYPE	
2 PLC ± 0.2 ± 0.3		WEIGHT		-LEAD FREE-	
3 PLC ± 0.2		CUSTOMER DRAWING		SIZE CAGE CODE DRAWING NO 番号	
4 PLC ± 0.2		SCALE 尺度 NTS		A3 00779 C-1747981	
ANGLES ± -		SHEET 4 OF 8		RESTRICTED TO	
FINISH 仕上		REV F3			

THIS DRAWING IS UNPUBLISHED. RELEASED FOR PUBLICATION SEP , 2005.
 © COPYRIGHT 2005 By - ALL RIGHTS RESERVED.

LOC	DIST	REVISIONS			DATE	DWN	APVD
J	/	P	LTR	DESCRIPTION			
		-		SEE SHEET 1	-	-	-



NOTICE: THIS COMMUNICATION INCLUDES TE CONNECTIVITY CONFIDENTIAL OR PROPRIETARY INFORMATION THAT MAY ALSO BE LEGALLY PRIVILEGED.

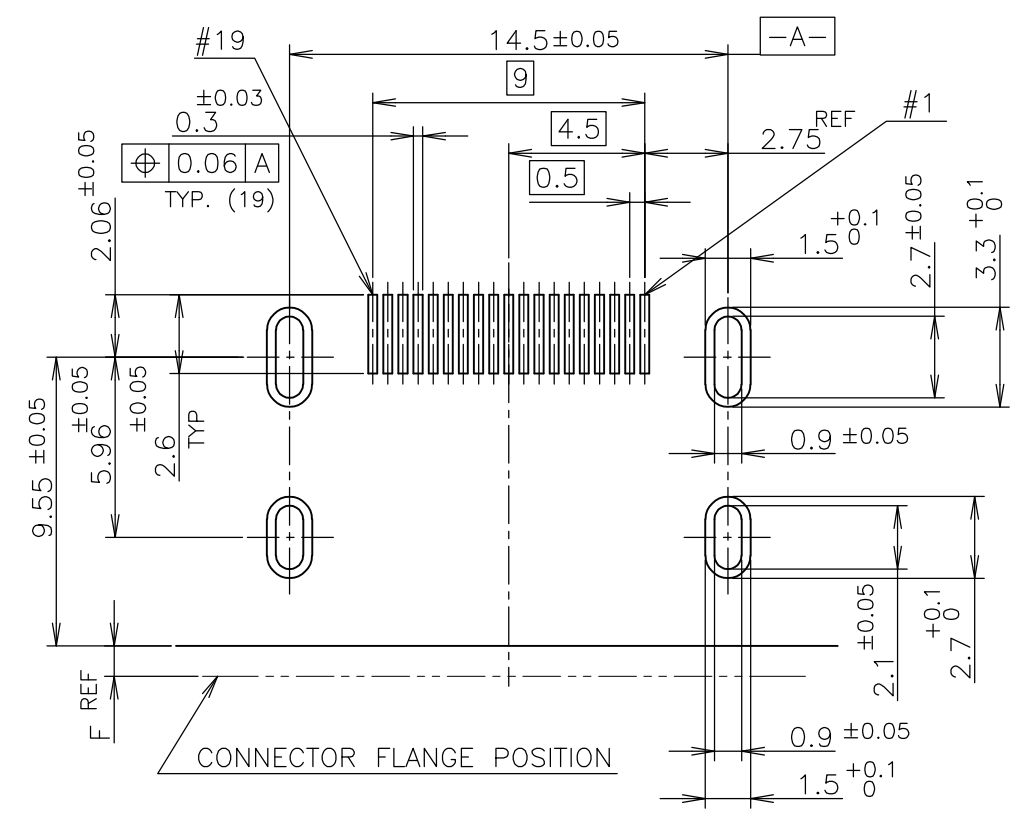
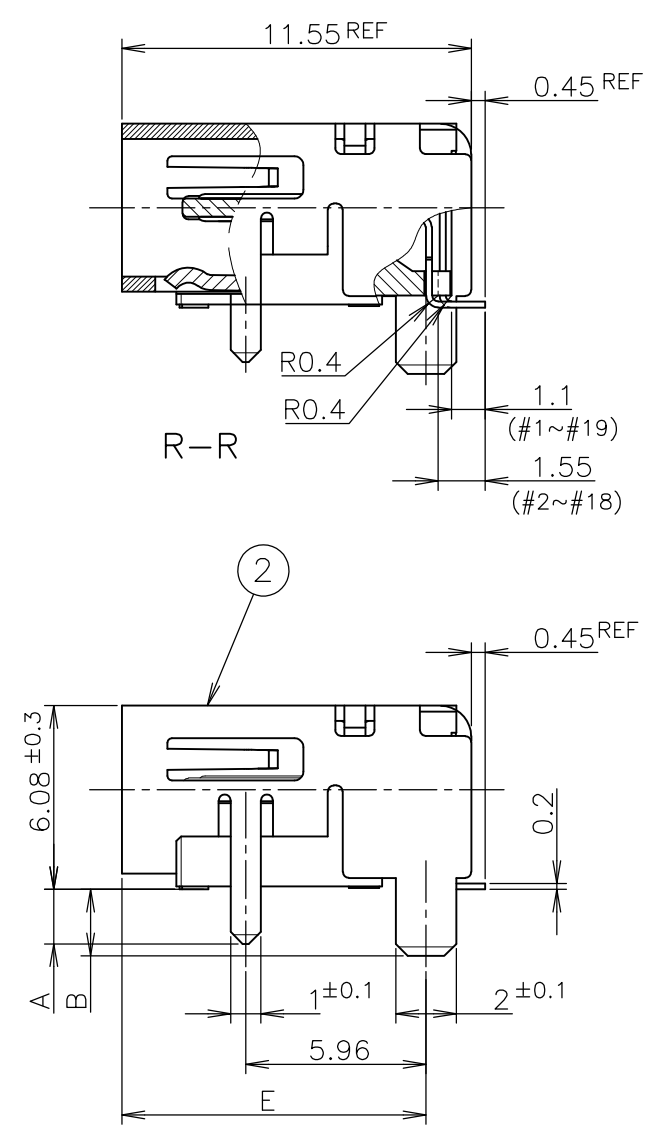
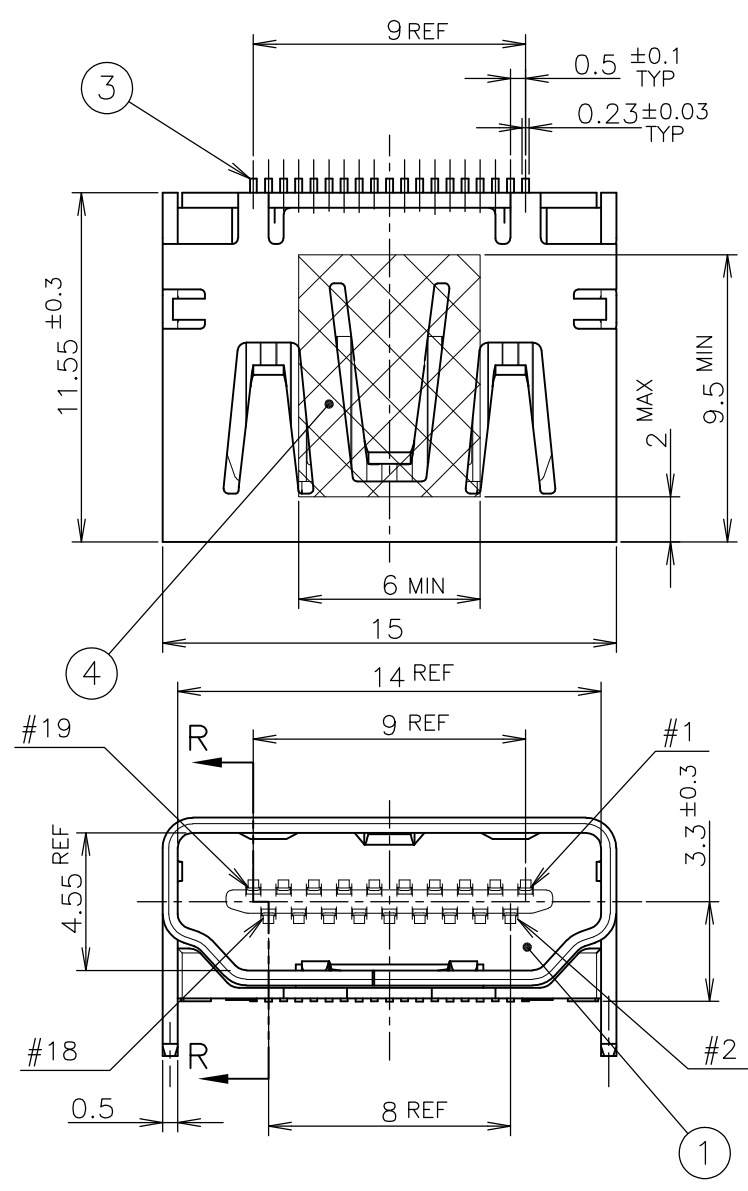
THIS DRAWING IS A CONTROLLED DOCUMENT.

DIMENSIONS: 単位: 耗 mm	TOLERANCES UNLESS OTHERWISE SPECIFIED: 一般公差
	0 PLC ±0.2 1 PLC ±0.2 2 PLC ±0.2 3 PLC ±0.2 4 PLC ±0.2 ANGLES ±-
MATERIAL 材料	FINISH 仕上

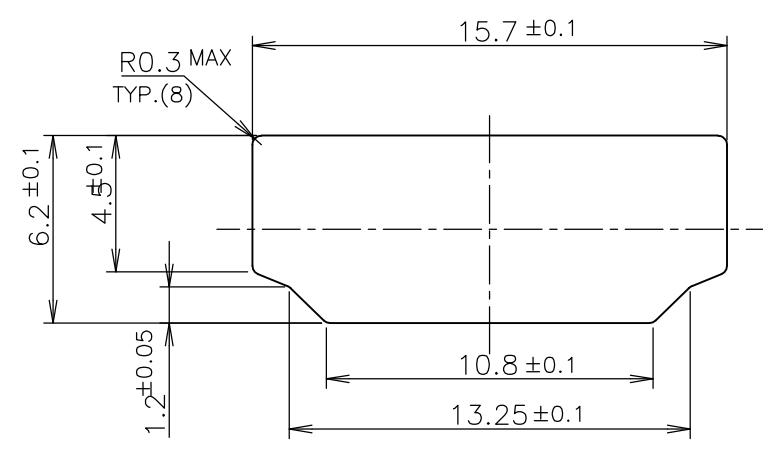
40	WITH FLANGE TYPE	1-1747981-6
QTY	CONNECTOR TYPE	PART NUMBER
DWN	TE Connectivity	
CHK		
APVD	NAME 名称	
PRODUCT SPEC 製品規格	HDMI 19 POS	
APPLICATION SPEC 取付適用規格	RECEPTACLE ASSY SMT TYPE	
WEIGHT	SIZE	RESTRICTED TO
CUSTOMER DRAWING	A3 00779	-
	DRAWING NO 番号	SCALE
	C-1747981	NTS
	SHEET	REV
	5 OF 8	F3

THIS DRAWING IS UNPUBLISHED. RELEASED FOR PUBLICATION SEP, 2005.
 © COPYRIGHT 2005 By - ALL RIGHTS RESERVED.

LOC	DIST	REVISIONS			DATE	DWN	APVD
J	/	P	LTR	DESCRIPTION			
		-		SEE SHEET 1	-	-	-



P.C.B LAYOUT
 SHOWN AS CONNECTOR MOUNTING SIDE
 TOLERANCE: NON-CUMULATIVE
 (REFERENCE)



PANEL CUT OUT DIMENSION
 (REFERENCE)

CONNECTOR WITHOUT FLANGE TYPE

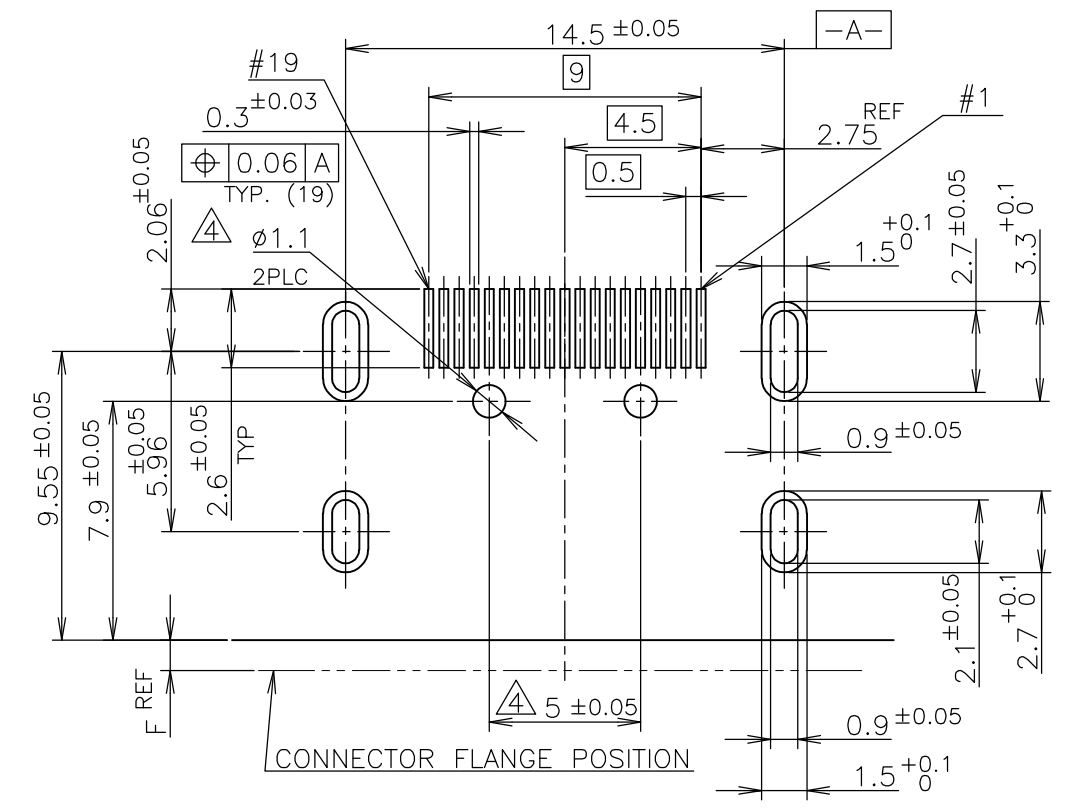
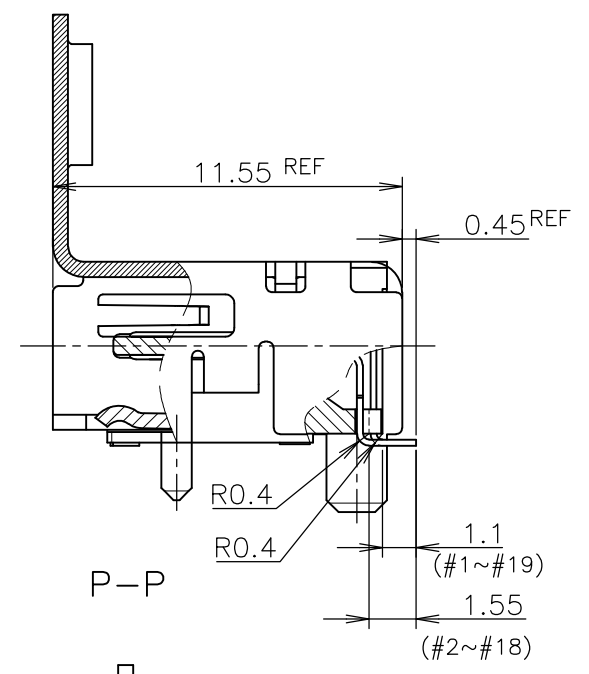
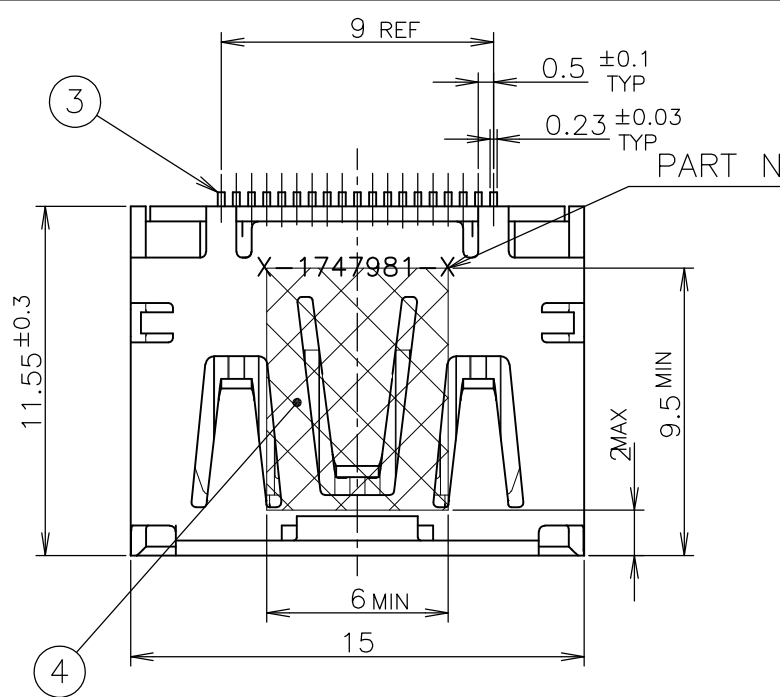
NOTICE: THIS COMMUNICATION INCLUDES TE CONNECTIVITY CONFIDENTIAL OR PROPRIETARY INFORMATION THAT MAY ALSO BE LEGALLY PRIVILEGED.

FINISH	MATERIAL	QTY	DISCRIPTION	ITEM
	POLYIMIDE	1	POLYIMIDE TAPE	④
③	COPPER ALLOY	19	CONTACT	③
③	COPPER ALLOY	1	SHELL	②
	THERMOPLASTIC UL94V-0, BLACK COLOR	1	HOUSING	①

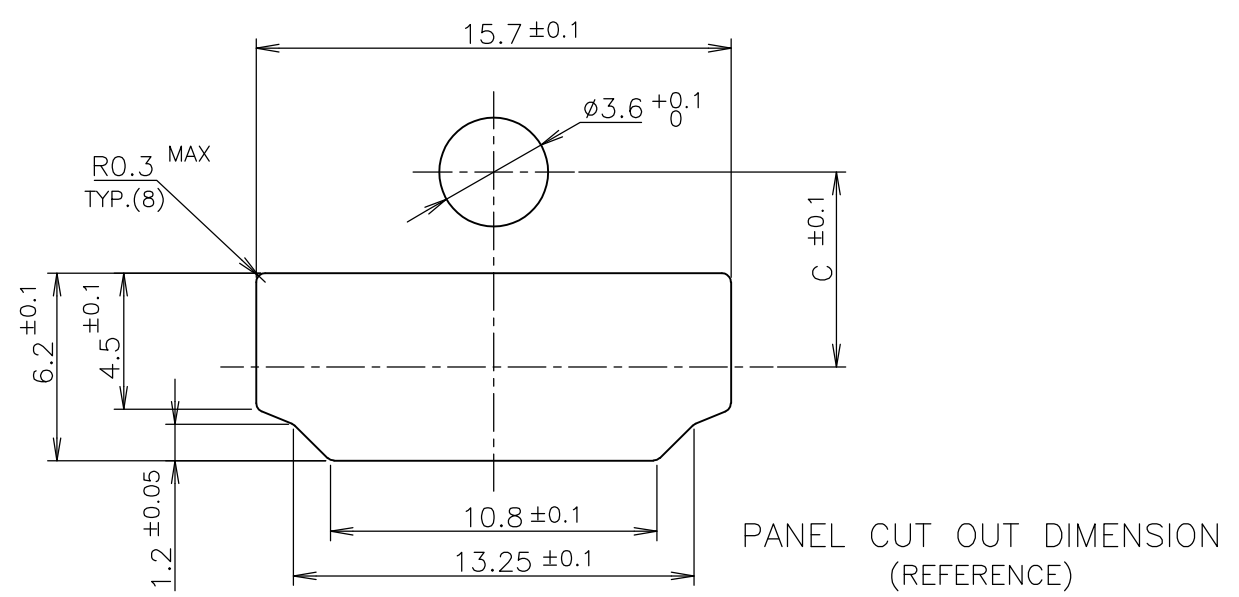
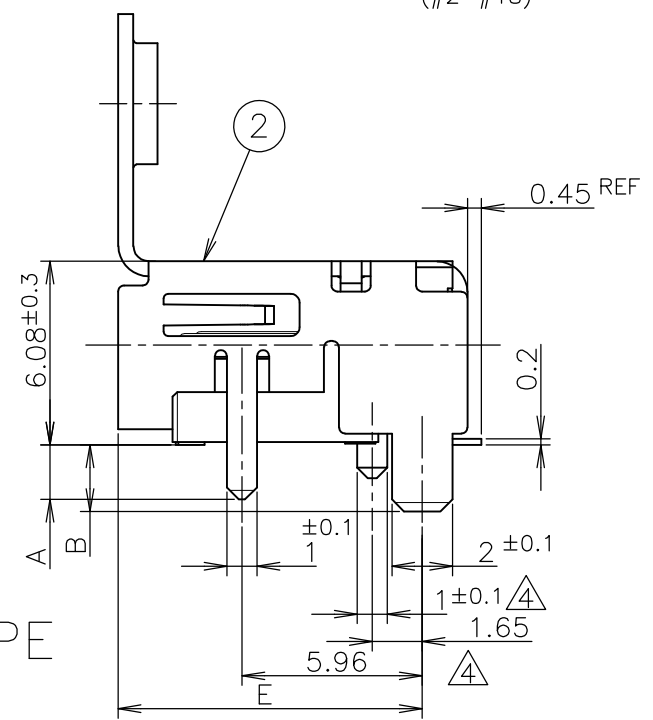
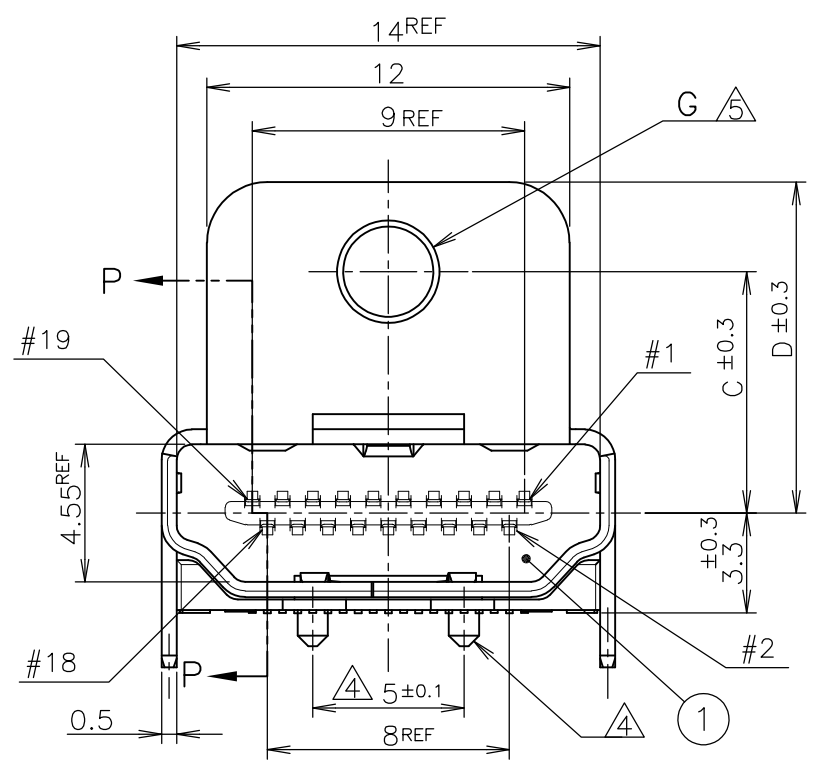
THIS DRAWING IS A CONTROLLED DOCUMENT.		DWN	STE TE Connectivity		
DIMENSIONS: 单位: 耗 mm		CHK			
TOLERANCES UNLESS OTHERWISE SPECIFIED: 一般公差		APVD	NAME 名称		
0 PLC ± 0.2		PRODUCT SPEC 製品規格		HDMI 19 POS	
1 PLC ± 0.2		108-78180-1		RECEPTACLE ASSY SMT TYPE	
2 PLC ± 0.2		APPLICATION SPEC 取付適用規格		-LEAD FREE-	
3 PLC ± 0.2		SIZE	CAGE CODE	DRAWING NO 番号	RESTRICTED TO
4 PLC ± 0.2		A3	00779	C-1747981	-
ANGLES ± -		WEIGHT		SCALE 尺度	SHEET
MATERIAL 材料		CUSTOMER DRAWING		4:1	6 OF 8
FINISH 仕上				REV	F3

THIS DRAWING IS UNPUBLISHED. RELEASED FOR PUBLICATION SEP. 2005. ALL RIGHTS RESERVED.

LOC	DIST	REVISIONS			DATE	DWN	APVD
J	/	P	LTR	DESCRIPTION			
		-		SEE SHEET 1	-	-	-



P.C.B LAYOUT SHOWN AS CONNECTOR MOUNTING SIDE TOLERANCE: NON-CUMULATIVE (REFERENCE)



CONNECTOR WITH FLANGE TYPE

NOTICE: THIS COMMUNICATION INCLUDES TE CONNECTIVITY CONFIDENTIAL OR PROPRIETARY INFORMATION THAT MAY ALSO BE LEGALLY PRIVILEGED.

THIS DRAWING IS A CONTROLLED DOCUMENT.

DIMENSIONS: 單位: 耗 mm	TOLERANCES UNLESS OTHERWISE SPECIFIED: 一般公差
0 PLC ±0.2	1 PLC ±0.2
2 PLC ±0.2	3 PLC ±0.2
4 PLC ±0.2	ANGLES ±
MATERIAL 材料	FINISH 仕上

DWN
CHK
APVD
PRODUCT SPEC 製品規格 108-78180-1
APPLICATION SPEC 取付適用規格
WEIGHT
CUSTOMER DRAWING

TE Connectivity		NAME 名称	
		HDMI 19 POS RECEPTACLE ASSY SMT TYPE -LEAD FREE-	
SIZE	CAGE CODE	DRAWING NO 番号	RESTRICTED TO
A3	00779	C-1747981	
SCALE 尺度 NTS		SHEET 7 OF 8	REV F3

FINISH MATERIAL	QTY	DISCRIPTION	ITEM
POLYIMIDE	1	POLYIMIDE TAPE	④
COPPER ALLOY	19	CONTACT	③
COPPER ALLOY	1	SHELL	②
THERMOPLASTIC UL94V-0, BLACK COLOR	1	HOUSING	①

THIS DRAWING IS UNPUBLISHED.

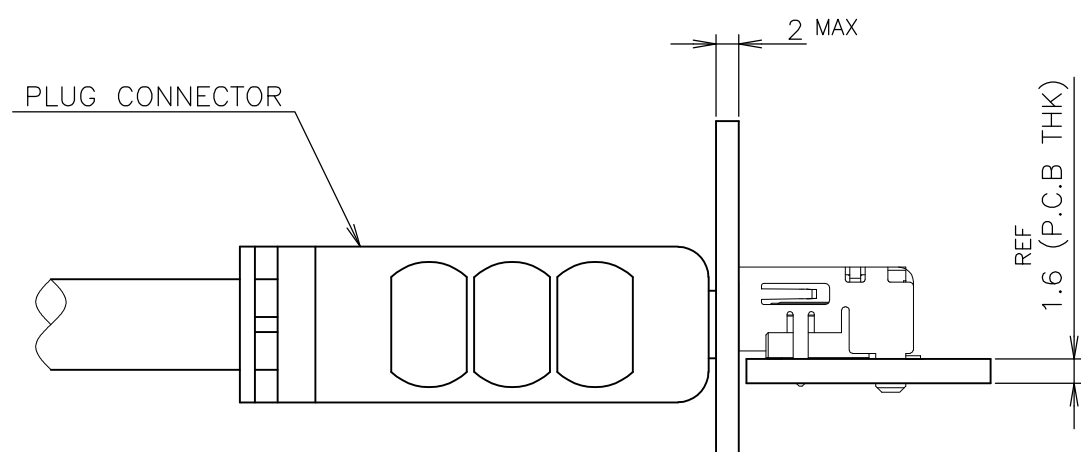
RELEASED FOR PUBLICATION SEP , 2005.

© COPYRIGHT 2005 By -

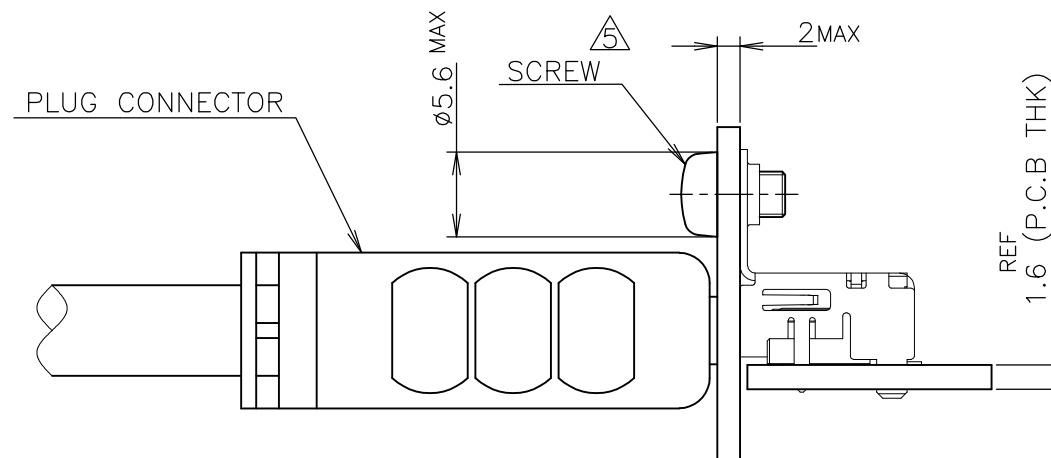
ALL RIGHTS RESERVED.

LOC	DIST	REVISIONS			DATE	DWN	APVD
J	/	P	LTR	DESCRIPTION			
			-	SEE SHEET 1	-	-	-

NOTICE: THIS COMMUNICATION INCLUDES TE CONNECTIVITY CONFIDENTIAL OR PROPRIETARY INFORMATION THAT MAY ALSO BE LEGALLY PRIVILEGED.



CONNECTOR WITHOUT FLANGE TYPE



CONNECTOR WITH FLANGE TYPE

MATING CONDITION (REFERENCE)
(SCALE 2:1)

THIS DRAWING IS A CONTROLLED DOCUMENT.		DWN	STE TE Connectivity		
DIMENSIONS: 單位: 耗 mm		CHK			
TOLERANCES UNLESS OTHERWISE SPECIFIED: 一般公差		APVD	NAME 名稱		
0 PLC ± 0.2		PRODUCT SPEC 製品規格		HDMI 19 POS	
1 PLC ± 0.2		108-78180-1		RECEPTACLE ASSY SMT TYPE	
2 PLC ± 0.2		APPLICATION SPEC 取付適用規格		-LEAD FREE-	
3 PLC ± 0.2		SIZE	CAGE CODE	DRAWING NO 番号	RESTRICTED TO
4 PLC ± 0.2		A3	00779	C-1747981	-
ANGLES ± -		WEIGHT		SCALE 尺度	SHEET 8 OF 8
MATERIAL 材料	FINISH 仕上	CUSTOMER DRAWING		REV F3	

Данный компонент на территории Российской Федерации

Вы можете приобрести в компании MosChip.

Для оперативного оформления запроса Вам необходимо перейти по данной ссылке:

<http://moschip.ru/get-element>

Вы можете разместить у нас заказ для любого Вашего проекта, будь то серийное производство или разработка единичного прибора.

В нашем ассортименте представлены ведущие мировые производители активных и пассивных электронных компонентов.

Нашей специализацией является поставка электронной компонентной базы двойного назначения, продукции таких производителей как XILINX, Intel (ex.ALTERA), Vicor, Microchip, Texas Instruments, Analog Devices, Mini-Circuits, Amphenol, Glenair.

Сотрудничество с глобальными дистрибьюторами электронных компонентов, предоставляет возможность заказывать и получать с международных складов практически любой перечень компонентов в оптимальные для Вас сроки.

На всех этапах разработки и производства наши партнеры могут получить квалифицированную поддержку опытных инженеров.

Система менеджмента качества компании отвечает требованиям в соответствии с ГОСТ Р ИСО 9001, ГОСТ РВ 0015-002 и ЭС РД 009

Офис по работе с юридическими лицами:

105318, г.Москва, ул.Щербаковская д.3, офис 1107, 1118, ДЦ «Щербаковский»

Телефон: +7 495 668-12-70 (многоканальный)

Факс: +7 495 668-12-70 (доб.304)

E-mail: info@moschip.ru

Skype отдела продаж:

moschip.ru

moschip.ru_4

moschip.ru_6

moschip.ru_9