SYMBOL DEFINITION		
A DIMENSION WITHOUT AN INSPECTION REPORT SYMBOL ( ) DOES NOT REQUIRE INSPECTION. IT MAY BE CONTROLLED ON THE INDIVIDUAL COMPONENT DRAWING.	TOTAL NO OF INSPECTIONS REQUIRED	12
	LAST NO. USED	10

MISSING SYMBOLS
NO MISSING SYMBOL NUMBER

DWG STATUS DATE	STG	REV	N/P	CHG	ZONE	REVISION HISTORY	AUTH	DR	APVD 1	APVD 2
23MY02	R	10	-	-		ALL PARTS - CLEARED REV COLUMN & REVISED MATERIAL SPECS; 12048074 - UPDATED PDM ATTRIBUTES	222820	HAM	HAM	DLB
22AU02	R	11	-	-		15366078, 15326396, 15326225, 12160223, 12160222, 12084200 & 12048074 - REVISED MAT'L SIZE AND MAT'L SPEC	211578	ESF	EAR	GMC
06FE03	R	12	-	-		ALL ACTIVE PARTS- UPDATED PDM ATTRIBUTES	236348	MAC	MAC	JMP
14OC03	R	13	-	-		15366078 - MAT'L SPEC WAS M3620 HCN4	245588	ADK	TLD	BG
17FE04	-	14	-	-	-	12048074,12084200,12092702,12160222, 12160223,15326225,15326396 & 15366078 - T.O.D. UPDATED	250621	JS	JS	BG
19OC04	R	15	-	-		ALL ACTIVE PARTS - ADDED TERMINAL ID NOTE	260108	RTV	JAA	MKM
09MR06	R	16	-	-		12084200 & 15326396 - UPDATED PDM ATTRIBUTES	276509	JBD	AUG	JES
24MY06	R	17	-	-		12092702 - OBSOLETE	280889	GLG	JAA	BDG
16JN06	R	18	-	-		ALL ACTIVE PARTS - PSD WAS #4	281799	JTZ	JVM	BDG
27JL12	R	19	-	-		12160222-23 - UPDATED MATERIAL CALLOUT AND ADDED TYPE 203	418958	AJP	AJP	MAA
02JA13	R	20	-	-		12160222-23 - UPDATED PDM ATTRIBUTES	420897	IMF	JAA	MAA
24JA13	R	21	-	-		12160222-23 - UPDATED PDM ATTRIBUTES	421210	AGC	JAA	MAA
19FE15	R	22	-	-		12160222-23 - ADDED TARNISH NOTE	428876	JVR	JVM	JSM

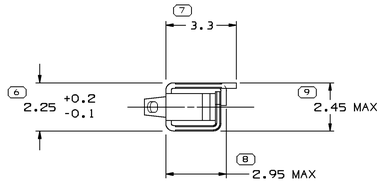

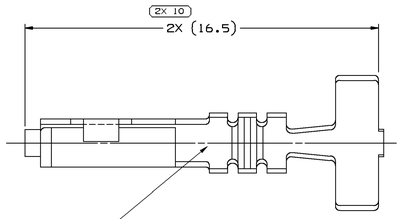

STAMP DIE ID "PXX" IN THIS AREA (0.6) CHARACTERS XX DESIGNATES DIE NUMBER LOCATION IS APPROXIMATE.

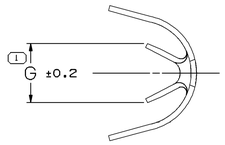

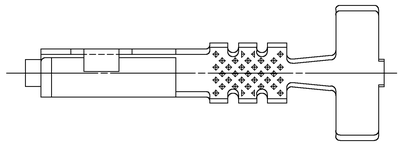

TYPE 202
SAME AS TYPE 101
EXCEPT AS SHOWN

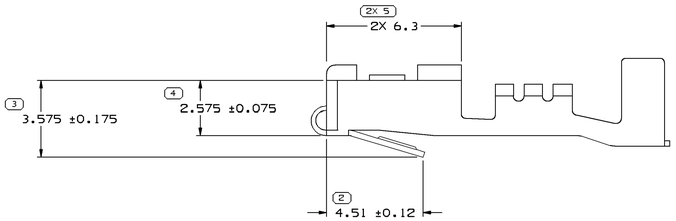

TYPE 201

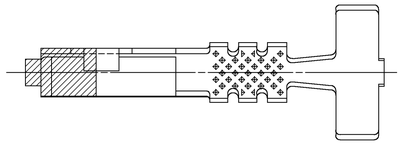

TYPE 203
SAME AS TYPE 202
EXCEPT AS SHOWN

NOTES:

1. UNLESS OTHERWISE SPECIFIED AND/OR INDICATED:
   DIMENSIONS ARE TO FACE OF VIEW SHOWN AND
   AUTOMATICALLY ROUNDED BY COMPUTER FOR INSPECTION.
   (SEE MATH MODEL FOR PRECISE DIMENSION)
   FOR ALL OTHER DIMENSIONS NOT SHOWN BUT REQUIRED FOR
   TOOL BUILD, SEE MATH MODEL FOR PRECISE TOOL PATH DATA.

2. RECOMMENDED MATING BLADE - WIDTH : 1.64/1.4
   THICKNESS : 0.86/0.79
   LENGTH : 7.1/6.9

3. "PXX" INDICATES "P" PLUS LAST TWO DIGITS OF MAKE SERIES
   NUMBER (P01, P02, P03, ETC).

4. DO NOT PROBE, TEST OR OTHERWISE CONTACT THE INTERIOR REGION (THE SPRING OR ANY MOVING PART) OF THIS TERMINAL. SEVERE DAMAGE CAN OCCUR, COMPROMISING THE PERFORMANCE OF THE ELECTRICAL INTERFACE.

5. FOR TERMINALS PACKAGED & STORED IN THE APPROVED MANNER, TARNISH ON SILVER PLATED SURFACES WILL NOT AFFECT THE PERFORMANCE OF THE PART.

PART NO	REV	N/P	MAT'L SIZE	MAT'L SPEC	PART NO	REV	N/P	MAT'L SIZE	MAT'L SPEC	SIZE (MM²)	ID	DIA	TYPE	G
UNPLATED					PLATED					CABLE				
					15366078	05	AB	0.254 X 29.8	AU PLATED COPPER ALLOY	1-0.8-0.5	60	2.8-2.03	202	3
					15326396	03	AC	0.254 X 29.8	AU PLATED COPPER ALLOY	0.5-0.35	21	2.2-1.3	202	2.1
			0.254 X 30.96		15326225	03	AB	0.254 X 29.8	SN PLATED COPPER ALLOY	1-0.8-0.5	60	2.8-2.03	202	3
			0.254 X 30.96		12160223	06	AC	0.254 X 29.8	AG PLATED COPPER ALLOY	1-0.8	17	2.65-1.85	203	3
			0.254 X 30.96		12160222	06	AC	0.254 X 29.8	AG PLATED COPPER ALLOY	0.5-0.35	21	2.2-1.3	203	2.1
12092702	03	AB	0.254 X 30.96	COPPER ALLOY	12084200	06	AC	0.254 X 29.8	SN PLATED COPPER ALLOY	0.5-0.35	21	2.2-1.3	202	2.1
			0.254 X 30.96		12059611	C1	-	0.254 X 30.96	SN PLATED COPPER ALLOY	0.35	22	2-1.47	201	2.2
12092667	B1	-	0.254 X 30.96	COPPER ALLOY	12048074	11	AB	0.254 X 29.8	SN PLATED COPPER ALLOY	1-0.8-0.5	60	2.8-2.03	202	3

6 PROCESS SENSITIVE DIMENSION

DIMENSIONS ENCLOSED IN ( ) INDICATE REFERENCE DIMENSIONS AND NO TOLERANCE LIMITS ARE ESTABLISHED

DIMENSIONAL RANGE (MM)		CHART D
FROM	0	>12
TO	12	
TOLERANCE UNLESS OTHERWISE SPECIFIED		
±0.1		±0.2
ANGULAR TOLERANCE ±2°		

REFERENCE

THIRD ANGLE PROJECTION

DO NOT SCALE

USE MATH DATA

NX

LINE DRAWN THROUGH A PART NUMBER INDICATES THAT PHYSICAL PARTS ARE NOT AVAILABLE FOR ORDERING.

PART NUMBERS THAT DO NOT HAVE A LINE PRESENT INDICATE THAT PHYSICAL PARTS ARE AVAILABLE FOR ORDERING.

CONTACT DELPHI SALES TO ASSURE AVAILABILITY OF PARTS.

DWG TYPE
PART DRAWING

STYLE

VOLUME (CM³)

DISTR CODE

UNLESS OTHERWISE SPECIFIED

THIS DOCUMENT IS IN ACCORDANCE WITH ASME Y14.5M-1994 AS AMENDED BY THE GM GLOBAL DIMENSIONING AND TOLERANCING ADDENDUM 1997. ALL GEOMETRIC TOLERANCES AND RELATED DATUMS APPLY RFS. RULE #1(PERFECT FORM AT MMC) DOES NOT APPLY WHEN RELATIONSHIP BETWEEN FEATURES IS ESTABLISHED BY ORIENTATION OR LOCATION TOLERANCES. SEPARATE POSITION CALLOUTS MAY BE BASED SEPARATELY, REGARDLESS OF DATUM REFERENCE.

ALL DIMENSIONS ARE IN MILLIMETERS

DELPHI

DELPHI PACKARD ELECTRICAL/ELECTRONIC ARCHITECTURE
WARREN, OH

COPYRIGHT 1996 DELPHI CORPORATION AND/OR ITS AFFILIATES.
ALL RIGHTS RESERVED.
NOTICE:
THIS DRAWING IS THE PROPERTY OF DELPHI CORPORATION AND CONTAINS DELPHI CONFIDENTIAL INFORMATION. THE REPRODUCTION, DISTRIBUTION AND UTILIZATION OF THIS DOCUMENT OR ITS RELATED CAD MATH DATA, AS WELL AS COMMUNICATION OF ANY CONTENT TO OTHERS, WITHOUT EXPRESS AUTHORIZATION, IS PROHIBITED.

		DATE
DR		
APVD1	S. LIMON A.	26AU96
APVD2	FCO. KOPCA	26AU96
APVD3	T. DUTTLE	22OC96
APVD4		
APVD5		

SUBSTANCES OF CONCERN AND RECYCLED CONTENT PER DELPHI 10949001

MATERIAL
SEE CHART

DRAWING NAME
TAXI TERM F M/P 150 TANG

DRAWING NUMBER
12047884

SIZE	SCALE	FRAME NO	SHEET NO	STG	REV	N/P
A0	10:1	1 OF 1	2 OF	R	22	-

User: 127435
Jobname: 12047884-CU001-S02
Mastergroup:
Date: 19-Feb-15 Time: 14:46

Общество с ограниченной ответственностью «МосЧип» ИНН 7719860671 / КПП 771901001
Адрес: 105318, г.Москва, ул.Щербаковская д.3, офис 1107

Данный компонент на территории Российской Федерации

Вы можете приобрести в компании MosChip.

Для оперативного оформления запроса Вам необходимо перейти по данной ссылке:

http://moschip.ru/get-element

Вы можете разместить у нас заказ для любого Вашего проекта, будь то серийное производство или разработка единичного прибора.

В нашем ассортименте представлены ведущие мировые производители активных и пассивных электронных компонентов.

Нашей специализацией является поставка электронной компонентной базы двойного назначения, продукции таких производителей как XILINX, Intel (ex.ALTERA), Vicor, Microchip, Texas Instruments, Analog Devices, Mini-Circuits, Amphenol, Glenair.

Сотрудничество с глобальными дистрибьюторами электронных компонентов, предоставляет возможность заказывать и получать с международных складов практически любой перечень компонентов в оптимальные для Вас сроки.

На всех этапах разработки и производства наши партнеры могут получить квалифицированную поддержку опытных инженеров.

Система менеджмента качества компании отвечает требованиям в соответствии с ГОСТ Р ИСО 9001, ГОСТ РВ 0015-002 и ЭС РД 009

Офис по работе с юридическими лицами:

105318, г.Москва, ул.Щербаковская д.3, офис 1107, 1118, ДЦ «Щербаковский»

Телефон: +7 495 668-12-70 (многоканальный)

Факс: +7 495 668-12-70 (доб.304)

E-mail: info@moschip.ru

Skype отдела продаж:
moschip.ru
moschip.ru_4
moschip.ru_6
moschip.ru_9