

MAPRST1214-150UF



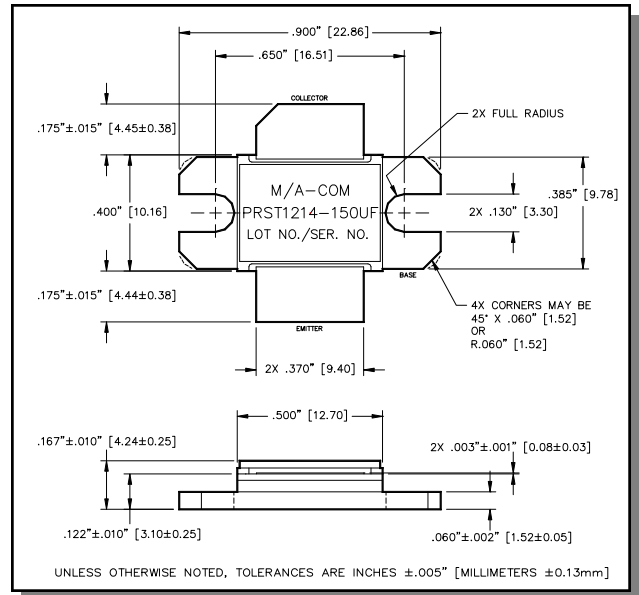
Radar Pulsed Power Transistor
150W, 1.2-1.4 GHz, 6ms Pulse, 25% Duty

M/A-COM Products
Released, 30 May 07

Features

- NPN silicon microwave power transistors
- Common base configuration
- Broadband Class C operation
- High efficiency inter-digitized geometry
- Diffused emitter ballasting resistors
- Gold metallization system
- Internal input and output impedance matching
- Hermetic metal/ceramic package
- RoHS compliant

Outline Drawing



Absolute Maximum Ratings at 25°C

Parameter	Symbol	Rating	Units
Collector-Emitter Voltage	V_{CES}	70	V
Emitter-Base Voltage	V_{EBO}	4.0	V
Collector Current (Peak)	I_C	19.5	A
Power Dissipation @ +25°C	P_{TOT}	580	W
Storage Temperature	T_{STG}	-65 to +200	°C
Junction Temperature	T_J	200	°C

Electrical Specifications: $T_C = 25 \pm 5^\circ\text{C}$ (Room Ambient)

Parameter	Test Conditions	Frequency	Symbol	Min	Max	Units
Collector-Emitter Breakdown Voltage	$I_C = 10\text{mA}$		BV_{CES}	70	-	V
Collector-Emitter Leakage Current	$V_{CE} = 40\text{V}$		I_{CES}	-	4.0	mA
Thermal Resistance	$V_{CC} = 36\text{V}$, $P_{in} = 27\text{W}$	$F = 1.2, 1.3, 1.4\text{ GHz}$	$R_{TH(JC)}$	-	0.3	°C/W
Output Power	$V_{CC} = 36\text{V}$, $P_{in} = 27\text{W}$	$F = 1.2, 1.3, 1.4\text{ GHz}$	P_{OUT}	150	-	W
Power Gain	$V_{CC} = 36\text{V}$, $P_{in} = 27\text{W}$	$F = 1.2, 1.3, 1.4\text{ GHz}$	G_P	7.4	-	dB
Gain Flatness	$V_{CC} = 36\text{V}$, $P_{in} = 27\text{W}$	$F = 1.2, 1.3, 1.4\text{ GHz}$	ΔG	-	1.25	dB
Collector Efficiency	$V_{CC} = 36\text{V}$, $P_{in} = 27\text{W}$	$F = 1.2, 1.3, 1.4\text{ GHz}$	η_C	45	-	%
Input Return Loss	$V_{CC} = 36\text{V}$, $P_{in} = 27\text{W}$	$F = 1.2, 1.3, 1.4\text{ GHz}$	RL	-	-9	dB
Pulse Droop	$V_{CC} = 36\text{V}$, $P_{in} = 27\text{W}$	$F = 1.2, 1.3, 1.4\text{ GHz}$	Droop	-	0.5	dB
Load Mismatch Tolerance	$V_{CC} = 36\text{V}$, $P_{in} = 27\text{W}$	$F = 1.2, 1.3, 1.4\text{ GHz}$	VSWR-T	-	3:1	-
Load Mismatch Stability	$V_{CC} = 36\text{V}$, $P_{in} = 27\text{W}$	$F = 1.2, 1.3, 1.4\text{ GHz}$	VSWR-S	-	1.5:1	-

ADVANCED: Data Sheets contain information regarding a product M/A-COM Technology Solutions is considering for development. Performance is based on target specifications, simulated results, and/or prototype measurements. Commitment to develop is not guaranteed.
PRELIMINARY: Data Sheets contain information regarding a product M/A-COM Technology Solutions has under development. Performance is based on engineering tests. Specifications are typical. Mechanical outline has been fixed. Engineering samples and/or test data may be available. Commitment to produce in volume is not guaranteed.

• **North America** Tel: 800.366.2266 / Fax: 978.366.2266
 • **Europe** Tel: 44.1908.574.200 / Fax: 44.1908.574.300
 • **Asia/Pacific** Tel: 81.44.844.8296 / Fax: 81.44.844.8298
 Visit www.macomtech.com for additional data sheets and product information.

M/A-COM Technology Solutions Inc. and its affiliates reserve the right to make changes to the product(s) or information contained herein without notice.

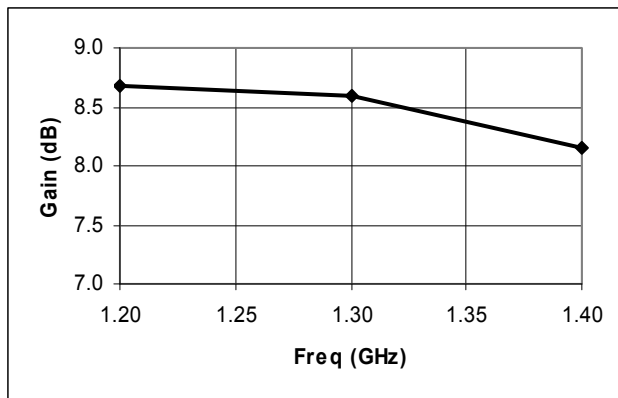
Radar Pulsed Power Transistor
150W, 1.2-1.4 GHz, 6ms Pulse, 25% Duty

M/A-COM Products
Released, 30 May 07

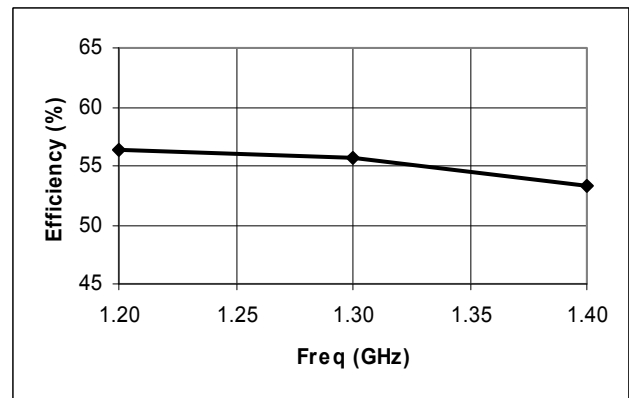
Typical RF Performance

Freq. (GHz)	Pin (W)	Pout (W)	Gain (dB)	Ic (A)	Eff (%)	Droop (dB)	RL (dB)	VSWR-S (1.5:1)	VSWR-T (3:1)
1.2	27	199	8.67	9.81	56.4	0.08	-11.3	S	P
1.3	27	196	8.60	9.76	55.8	0.13	-18.8	S	P
1.4	27	176	8.15	9.19	53.3	0.12	-16.0	S	P

Gain vs. Frequency



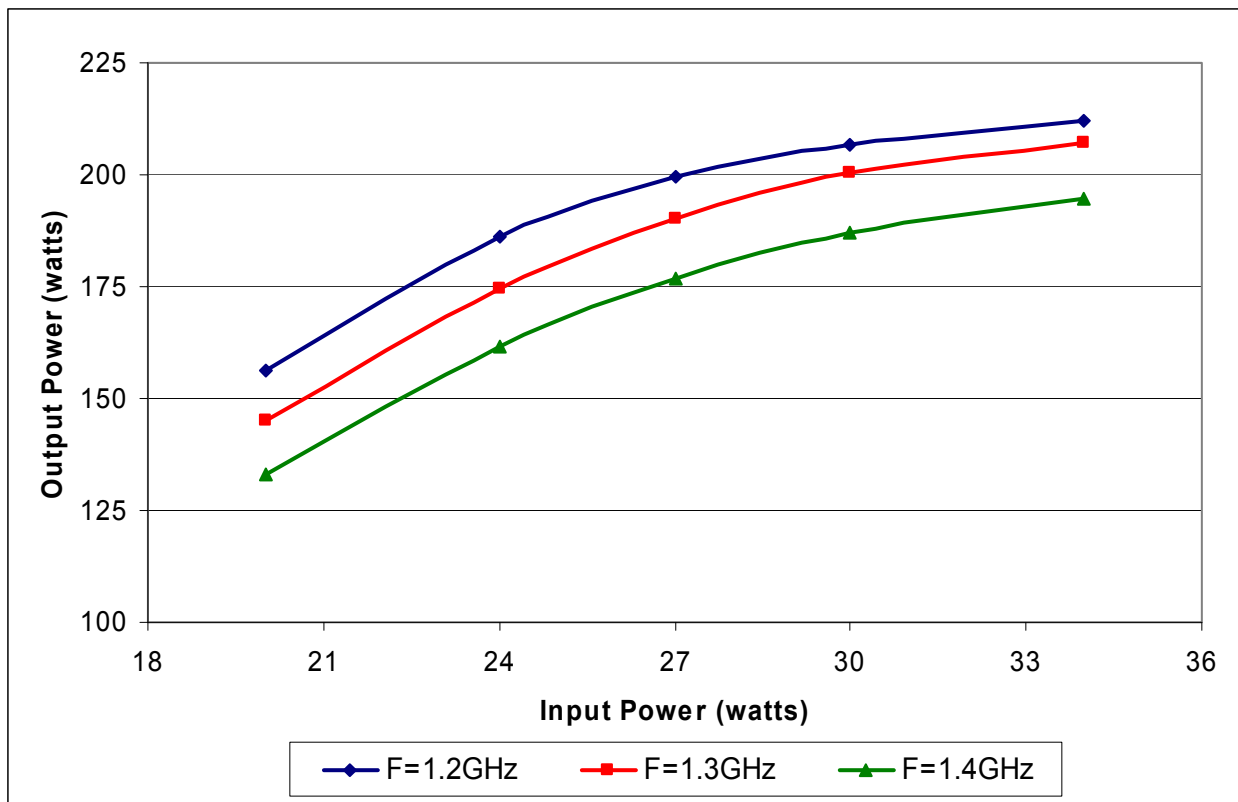
Collector Efficiency vs. Frequency



Radar Pulsed Power Transistor
150W, 1.2-1.4 GHz, 6ms Pulse, 25% Duty

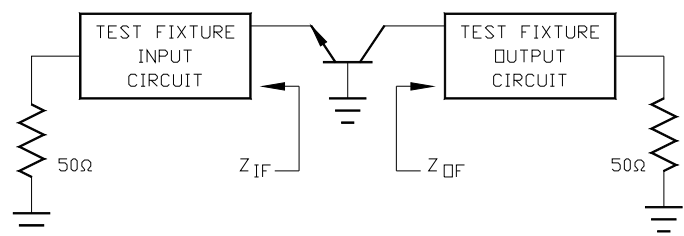
M/A-COM Products
Released, 30 May 07

RF Power Transfer Curve (Output Power Vs. Input Power)



RF Test Fixture Impedance

F (GHz)	Z _{IF} (Ω)	Z _{OF} (Ω)
1.2	1.7 - j1.8	2.0 - j2.3
1.3	1.6 - j1.3	1.95 - j2.0
1.4	1.4 - j1.0	1.8 - j1.85



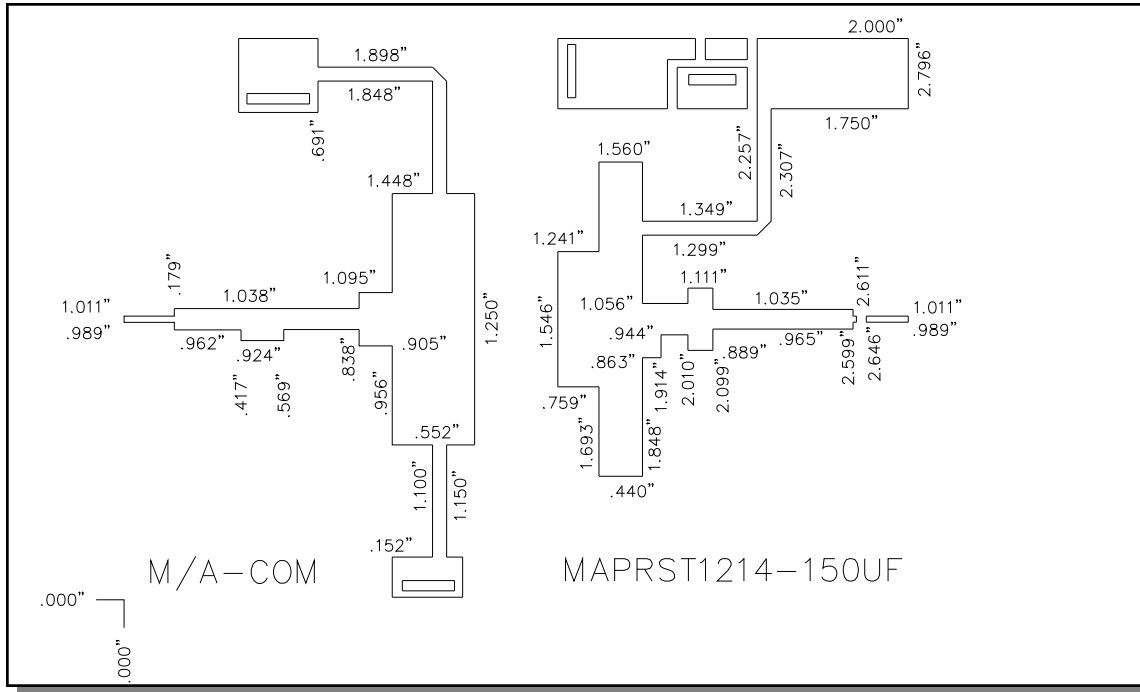
MAPRST1214-150UF



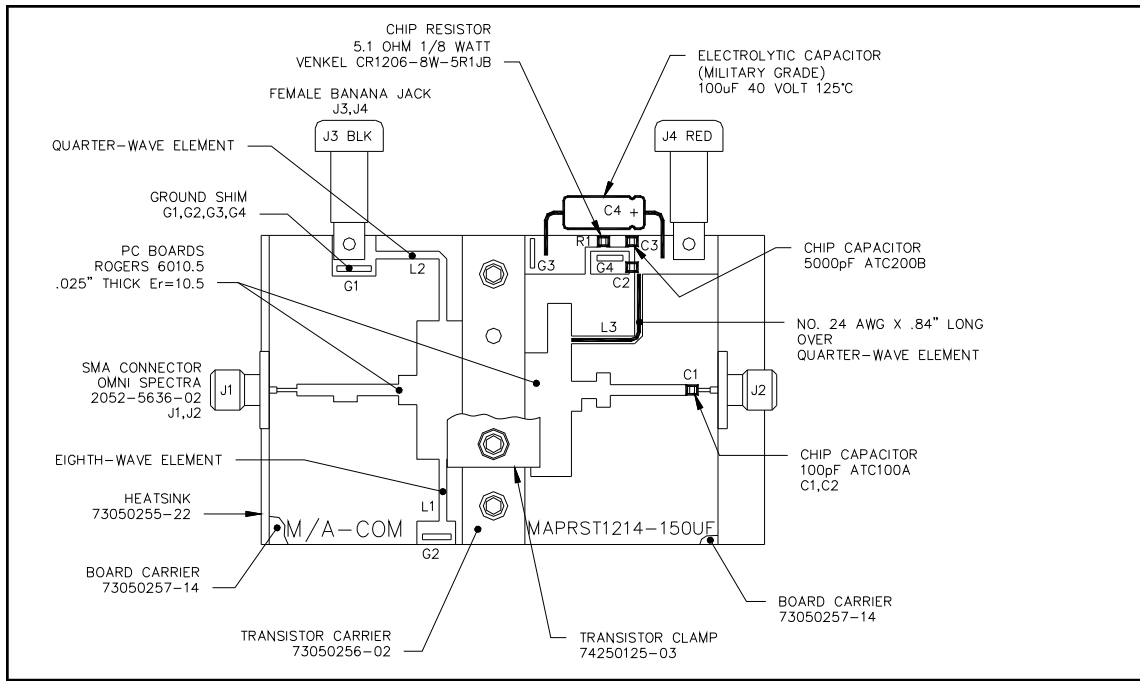
Radar Pulsed Power Transistor
150W, 1.2-1.4 GHz, 6ms Pulse, 25% Duty

M/A-COM Products
Released, 30 May 07

Test Fixture Circuit Dimensions



Test Fixture Assembly



ADVANCED: Data Sheets contain information regarding a product M/A-COM Technology Solutions is considering for development. Performance is based on target specifications, simulated results, and/or prototype measurements. Commitment to develop is not guaranteed.
PRELIMINARY: Data Sheets contain information regarding a product M/A-COM Technology Solutions has under development. Performance is based on engineering tests. Specifications are typical. Mechanical outline has been fixed. Engineering samples and/or test data may be available. Commitment to produce in volume is not guaranteed.

- **North America** Tel: 800.366.2266 / Fax: 978.366.2266
 - **Europe** Tel: 44.1908.574.200 / Fax: 44.1908.574.300
 - **Asia/Pacific** Tel: 81.44.844.8296 / Fax: 81.44.844.8298
- Visit www.macomtech.com for additional data sheets and product information.

M/A-COM Technology Solutions Inc. and its affiliates reserve the right to make changes to the product(s) or information contained herein without notice.

Данный компонент на территории Российской Федерации

Вы можете приобрести в компании MosChip.

Для оперативного оформления запроса Вам необходимо перейти по данной ссылке:

<http://moschip.ru/get-element>

Вы можете разместить у нас заказ для любого Вашего проекта, будь то серийное производство или разработка единичного прибора.

В нашем ассортименте представлены ведущие мировые производители активных и пассивных электронных компонентов.

Нашей специализацией является поставка электронной компонентной базы двойного назначения, продукции таких производителей как XILINX, Intel (ex.ALTERA), Vicor, Microchip, Texas Instruments, Analog Devices, Mini-Circuits, Amphenol, Glenair.

Сотрудничество с глобальными дистрибьюторами электронных компонентов, предоставляет возможность заказывать и получать с международных складов практически любой перечень компонентов в оптимальные для Вас сроки.

На всех этапах разработки и производства наши партнеры могут получить квалифицированную поддержку опытных инженеров.

Система менеджмента качества компании отвечает требованиям в соответствии с ГОСТ Р ИСО 9001, ГОСТ РВ 0015-002 и ЭС РД 009

Офис по работе с юридическими лицами:

105318, г.Москва, ул.Щербаковская д.3, офис 1107, 1118, ДЦ «Щербаковский»

Телефон: +7 495 668-12-70 (многоканальный)

Факс: +7 495 668-12-70 (доб.304)

E-mail: info@moschip.ru

Skype отдела продаж:

moschip.ru

moschip.ru_4

moschip.ru_6

moschip.ru_9